



**2016-17 CALGARY FLAMES MEDIA GUIDE**

[CALGARYFLAMES.COM](http://CALGARYFLAMES.COM)



**GEAR UP**

**Fan Attic**™

[FLAMESPORT.COM](http://FLAMESPORT.COM)

**IT'S  
GO  
TIME**  




**CALGARY FLAMES HOCKEY CLUB**

Scotiabank Saddledome, P.O. Box 1540, Station M, Calgary, AB, Canada T2P 3B9

Phone: 403-777-2177 | Fax: 403-777-2199 | calgaryflames.com

CALGARY FLAMES 36TH SEASON | MEMBER OF THE NHL FOR 44 SEASONS

**TABLE OF CONTENTS**

Club Directory	2	Opening Game /Home Attendance	208
Media Guidelines Summary	3	Flames – Yearly Leaders	210
History of the Franchise	4	Flames – Penalty Shots	211-212
Owners' Biographies	5-7	Flames All-Time Leaders	213-215
Ken M. King	8	Flames All-Time Top Seasons	216-218
Brian P. Burke	9	Flames Career Scoring	219-224
Hockey Club Personnel	10-21	Flames Career Goaltenders	225
Hockey Club Office Staff	22	Flames Lifetime Shutouts	226-229
Hockey Hall of Fame	23-26	Flames Home & Away vs. NHL	230-231
Flames All-Star Selections	27	Flames All-Time Team Records	232-233
Flames All-Time Trophy Winners	28	Flames All-Time Individual Records	234-235
Calgary Flames Foundation	29-31	<b>PLAYOFF RECORDS</b>	236
Community Relations	32	Flames All-Time Playoff Results	237-238
Player Programs	33	Flames All-Time Playoff Overtime Games	239
McCaug Award	34	Flames All-Time vs. Other Teams	240
Scurfield Award	35	Flames All-Time Playoff Leaders	241-243
Dillman Award	36	Flames Playoff Team Records	244-247
<b>THE PLAYERS</b>	37-77	Flames Playoff Individual Records	247-249
<b>IN THE SYSTEM</b>	78-94	Flames All-Time Playoff Series Record	250
2016-17 Training Camp Roster	95	Flames All-Time Roster	251-260
Flames Draft History	96-101	Flames All-Time Sweater Roster	261-265
Managers and Coaches	102	2016-17 NHL On-Ice Officials	265
Coaching Stats	103	2016-17 Critical Dates Calendar	266
Captains/1000th Game/Retired Jerseys/Forever a Flame	104	Stockton Heat - AHL Affiliate	268
<b>FLAMES YEAR-BY-YEAR RESULTS</b>	105-141	Stockton Heat 2016-17 Regular Season Schedule	269
Game-by-Game Results	142-156	2015-16 AHL Final Standings	270
<b>2015-16 RESULTS</b>	157	Stockton Heat 2015-16 Regular Season Statistics	271-272
NHL Stats 2015-16	158	Adirondack Thunder - ECHL Affiliate	273
Flames Highs & Lows	159-161	Adirondack Thunder 2016-17 Regular Season Schedule	274
Flames 2015-16 Team Scoring	162	2015-16 ECHL Final Standings	275
Flames 2015-16 Individual Goals	163	Adirondack Thunder 2015-16 Regular Season Statistics	276-277
Scoring Breakdown	164-166	Calgary Hitmen	278-279
Flames 2015-16 Overall Results	167-168	Calgary Roughnecks	280-281
Flames Home Results/Road Results	169-170	Calgary Stampeders	282
Stanley Cup Results/Divisional Alignment	171	Scotiabank Saddledome Seating Bowl	283
<b>FLAMES VS NHL TEAMS 2015-16</b>	172-201	Calgary Flames 2016-17 Regular Season Schedule	284
<b>FLAMES ALL-TIME TEAM RECORDS</b>	202		
Flames All-Time Team Records – Overall	203		
Flames All-Time Records – Home and Road	204-205		
Flames Overtime Results	206-207		
Flames Month by Month All-Time Records	208		

EDITORS: Peter Hanlon, Sean Kelso, Greger Buer, Kelsey McCay

STATISTICS CONTRIBUTORS: Elias Sports Bureau

PHOTOGRAPHY: Gerry Thomas, Brad Watson, Jenn Pierce, Mark Eleven Photography, Getty Images

GRAPHIC DESIGN: Chris Huey, Colleen Little, Kimberley Colonna, Rheannon Chan

EDITORIAL ASSISTANCE: Janis Lee

The Calgary Flames Media Guide is published by the Calgary Flames Hockey Club

Copyright 2016 Calgary Flames Hockey Club. All rights reserved.

The information and photos contained in this Media Guide cannot be used for commercial purposes without the prior written consent of the Calgary Flames Hockey Club.



## CLUB DIRECTORY

### OWNERS

N. Murray Edwards (Chairman), Alvin G. Libin, Allan P. Markin,  
 Jeffrey J. McCaig, Clayton H. Riddell

### EXECUTIVE

President & Chief Executive Officer ..... Ken M. King  
 Chief Operating Officer ..... John Bean  
 Chief Financial Officer ..... Cameron Olson  
 President, Hockey Operations ..... Brian P. Burke  
 General Manager ..... Brad Treiving  
 VP, Building Operations ..... Libby Raines  
 VP, Finance and Administration ..... Ken Zaba  
 VP, Sports Property Sales & Marketing ..... Gordon Norrie  
 VP, Sales, Ticket Operations & Customer Service ..... Rollie Cyr  
 VP, Communications ..... Peter Hanlon  
 VP, Business Development ..... Jim Peplinski  
 VP, Food & Beverage ..... Doug Collier

### HOCKEY CLUB PERSONNEL

President, Hockey Operations ..... Brian P. Burke  
 General Manager ..... Brad Treiving  
 Assistant GM ..... Craig Conroy  
 Assistant GM ..... Brad Pascall  
 Director, Hockey Administration ..... Mike Burke  
 Director, Hockey Analytics ..... Chris Snow  
 Manager, Team Services ..... Sean O'Brien  
 Player Development ..... Ray Edwards  
 Player Development ..... Ron Sutter  
 Head Coach ..... Glen Gulutzan  
 Assistant Coaches ..... Dave Cameron, Martin Gelin, Paul Jerrard  
 Assistant Coach, Video ..... Jamie Pringle  
 Goaltending Coach ..... Jordan Sigalet  
 Exec. Asst. to President, Hockey Operations and GM ..... Brenda Koyich  
 Exec. Asst. to Assistant General Managers ..... Anita Cranston  
 Pro Scouts ..... Steve Leach, Derek MacKinnon,  
 ..... Don Maloney, Steve Pleau  
 Director, Amateur Scouting ..... Tod Button  
 Amateur Scouts ..... Frank Anzalone (NCAA), Jim Cummins (USHL),  
 ..... Terry Doran (OHL), Ari Haanpaa (Europe),  
 ..... Bobbie Hagelin (Europe), Corey Krakower (QMJHL),  
 ..... Bob MacMillan (QMJHL), Allister MacNeil (WHL),  
 ..... Brad McEwen (WHL), Fred Parker (OHL),  
 ..... Petri Skriko (Europe), Eric Soltys (New England),  
 ... Luke Strand (USHL), Rob Sumner (WHL), Ritchie Thibeau (QMJHL)

### MEDICAL | TRAINING STAFF

Strength & Conditioning Coach ..... Ryan van Asten  
 Head Athletic Therapist ..... Kent Kobelka  
 Assistant Athletic Therapist ..... Mike Gudmundson  
 Rehabilitation Consultant ..... Kevin Wagner  
 Massage Therapist ..... Domenic Manchisi  
 Equipment Manager ..... Mark DePasquale  
 Assistant Equipment Manager ..... Corey Osmak  
 Dressing Room Attendant ..... Ben Dumaine  
 Head Physician ..... Dr. Ian Auld  
 Team Physicians ..... Dr. Jim Thorne, Dr. Richard Boorman  
 ..... Dr. Stephen French, Dr. David Manning  
 Team Dentist ..... Dr. Kristin Yont

### STOCKTON HEAT

President ..... Dave Piecuch  
 Head Coach ..... Ryan Huska  
 Assistant Coach ..... Todd Gill  
 Assistant Coach ..... Domenic Pittis  
 Goaltending Coach ..... Colin Zullianello  
 Video Analyst & Team Services Manager ..... Adam Berger  
 Strength & Conditioning Coach ..... Alan Selby  
 Head Athletic Therapist ..... Marc Paquet  
 Head Equipment Manager ..... Peter Bureaux  
 Assistant Equipment Manager ..... Luke Eichas

### COMMUNICATIONS

VP, Communications ..... Peter Hanlon  
 Director, Communications & Media Relations ..... Sean Kelso  
 Coordinator, Public Relations ..... Greger Buer  
 Communications Assistant ..... Kelsey McCay

### ADMINISTRATION

Chief Operating Officer ..... John Bean  
 Chief Financial Officer ..... Cameron Olson  
 Exec. Asst. to President/CEO ..... Judy O'Brien  
 Senior Director, Business Intelligence  
 & Special Projects ..... Deniece Kennedy  
 Sr. Director, Human Resources ..... David Fulton  
 Director, Human Resources ..... Betty Mah

### MARKETING | TICKETING

VP, Sports Property Sales & Marketing ..... Gordon Norrie  
 VP, Sales, Ticket Operations & Customer Service ..... Rollie Cyr  
 VP, Business Development ..... Jim Peplinski  
 Senior Director, Game Presentation, Events  
 & Community Relations ..... Gordie Macleod  
 Senior Director, National Partnerships & Broadcast ..... Kevin Gross  
 Senior Director, Partnership Sales Leader ..... Mark Stiles  
 Executive Assistant, Marketing ..... Lori McCarry  
 Executive Assistant to VP,  
 Sales, Customer Service & Ticketing ..... Tracy Wood  
 Director, Sales & Luxury Suites ..... Marc Leost  
 Director, Broadcast & Production ..... Carlo Petrini  
 Director, Retail ..... Brent Gibbs  
 Senior Account Executive, Partnership Sales ..... Pat Hall  
 Senior Account Executive, Partnership Sales ..... Dave Owens  
 Senior Account Executive, Partnership Sales ..... Matt Reid  
 Senior Account Executive, Partnership Sales ..... Erin Sorge  
 Manager, Customer Service & Retention ..... Caitlin Bell  
 Manager, Marketing ..... Ryan Popowich  
 Manager, Creative Services ..... Chris Huey  
 Manager, Digital Media ..... Jason Johnson

### SCOTIABANK SADDLEDOME

VP, Operations ..... Libby Raines  
 VP, Food & Beverage ..... Doug Collier  
 Director, Building Operations ..... Trent Anderson  
 Manager, Security & Loss Prevention ..... Bob Godun

### AFFILIATES

Radio Affiliate ..... The FAN 960 (960 AM)  
 TV Affiliate ..... Rogers Sportsnet, CBC-TV, TSN



## MEDIA GUIDELINES



**Peter Hanlon**  
VP, COMMUNICATIONS



**Sean Kelso**  
DIRECTOR, COMMUNICATIONS  
& MEDIA RELATIONS



**Greger Buer**  
COORDINATOR, PUBLIC  
RELATIONS



**Kelsey McCay**  
COMMUNICATIONS  
ASSISTANT

### REGULAR SEASON PRACTICE ACCESS

- Standard practice time will be 11:00 a.m. and game day skates at 10:30 a.m. Please note practice times may vary. We will make every effort to inform you in the event of a schedule change.
- The dressing room will remain closed before and during practice. When the dressing room door is closed, access is not permitted.
- Access to the dressing room will be granted following practice per NHL regulations: five minutes following first group of players (who participated in the practice) leaving the ice for no less than 30 minutes. In the event of a meeting, the dressing room will be open until the meeting begins and again following the meeting for at least 30 minutes.
- Media access is permitted in the main locker room and foyer.
- Media access to the home players' bench is not permitted during practice.
- Glen Gulutzan will be available within 20 minutes following practice in a media conference format in a designated area near the dressing room. Individual interview (one-on-one) requests will only be granted in special circumstances and on advance notice.

### GAME DAY AND POST-GAME

- On request, players will be available to the media for interviews for a 30 minute period up to 90 minutes prior to game time. Preferably, media interviews should be conducted following the morning practice.
- Requests for players/coaches for broadcast pre-tape interviews must be made to the communications department before 11:00 a.m. on game day. In the case of "quick hits," please provide with at least two minutes remaining in the period with a back-up option.
- Dressing room will open to media five minutes after the game with same areas as stated above available for interviews.

- Glen Gulutzan will be available (in a media conference format) within 20 minutes of the conclusion of the game. The post-game media conference will take place in the media lounge. The dressing room will remain open during the coach's press conference.
- Please request credentials 24 hours in advance of the game you have been assigned to cover. In the case of full-time credential media, please inform us, when possible, if you are not attending a particular game.

### PHOTOGRAPHY/TELEVISION CAMERAS

- Please follow credential guidelines outlined above. Freelance photographers will only be granted credentials when on assignment from a media outlet.
- Photographers/cameras are permitted to shoot Flames practice from the visiting team bench or stands only.
- Television rightsholders may place one handheld camera on the bench during warm-up once the players have taken the ice (local – home bench only).
- Photographers will be guaranteed one location for the first period. Other period shooting locations will be coordinated during the game. Please respect sight lines of spectators at all times.
- Any live news shots utilizing the playing surface as a backdrop must conclude 30 minutes before television broadcast begins.
- As per NHL policy, non-rightsholders are not permitted to record highlights during games. Highlights will be available through Telus Operations Center, 800-332-1083.

### FLAMES MEDIA INFORMATION

- For information and times for Flames practices, news conferences and other events go to [www.flamespr.com](http://www.flamespr.com) or call the Media Information Line at 403-777-3666 for a pre-recorded message.

**PHONE** 403-777-2177 **WEB** [www.flamespr.com](http://www.flamespr.com) **MEDIA HOTLINE** 403-777-3666  
[calgaryflames.com](http://calgaryflames.com)

\*This is a summary of the comprehensive NHL media/broadcast access policies.

## HISTORY OF THE FRANCHISE

The Calgary Flames will mark their 36th season and 37th year in Calgary with the 2016-17 NHL campaign.

For more than 30 years, the Calgary Flames have been electrifying hockey fans in southern Alberta. In that time, not only has the team established itself as a successful NHL franchise, but it has grown into a vital and integral part of our community. From their on-ice victories and awards to their off-ice charitable endeavours, the Flames have become one of the premier professional sports organizations in North America.

It all started in May of 1980 when Nelson Skalbania and a group of Calgary entrepreneurs consisting of Doc and B.J. Seaman, Harley Hotchkiss, Norm Green, Ralph Scurfield, and Norman Kwong announced the acquisition of the Atlanta Flames and declared their intention to relocate the franchise to Alberta. Calgarians lined up to support their new team. For the first time in NHL history, 755 standing-room season tickets were sold, generating a capacity crowd of 7,243 fans at the Stampede Corral for the Flames' inaugural game on October 9, 1980.

In their first decade, the Flames amassed an impressive record of milestones and achievements. The team made it to the postseason every year in the 1980s, capturing two Smythe Division championships, two Clarence Campbell Conference titles (1985-86, 1988-89), and two Presidents' Trophies (1987-88, 1988-89), and advancing twice to the Stanley Cup Final (1986, 1989), both times against the Montreal Canadiens. After falling to the Habs in five games in 1986, the Flames prevailed in a thrilling six-game series in 1989, becoming the only visiting team ever to win the Cup on Montreal Forum ice. Two of the players in that historic playoff run—Lanny McDonald (#9) and Mike Vernon (#30)—would ultimately have their jersey numbers retired by the organization, while two others—Al MacInnis (#2) and Joe Nieuwendyk (#25)—would be inducted into the "Forever a Flame" program.

The 1980s saw the Flames move out of the Corral and into the Saddledome. The state-of-the-art 16,683-seat facility built for the 1988 Winter Olympics officially opened its doors on October 15, 1983. That same year, the Calgary Flames Foundation was launched as the charitable arm of the club. Since its inception, the Foundation and its partners have raised millions of dollars for education, health and medical research, and amateur and grassroots sports.

The following decade was one of challenge and change for Flames as they sought to replicate their successes from the '80s. League-wide reorganization and realignment shifted the team into the Pacific Division in 1993, a move that obviously agreed with them—they finished the season in first place, capturing the first of two Pacific Division titles (1993-94 and 1994-95).

Another new project for the Flames in the '90s was the purchase of a local junior team, the Western Hockey League Calgary Hitmen. That affiliation continues today under the banner of the Calgary Sports and

Entertainment Corporation (CSEC). Launched in 2012, CSEC is now the parent company for five sports franchises owned by the corporation: the Flames, Calgary Hitmen, Calgary Roughnecks, Calgary Stampede and the Stockton Heat of the American Hockey League.

Moving into the new millennium brought new opportunities for the Flames, including a third appearance in the Stanley Cup Final in 2004. In that year's playoffs, Calgary eliminated three of the top teams in the League before taking on the Tampa Bay Lightning, losing in the last game of a hard-fought, seven-game series. Fans rallied behind their team by sporting red Flames jerseys, marking the beginning of the phenomenon known as the C of Red that remains a hallmark of Flames home games to this day.

The 2000s were also a decade of acknowledging those off the ice who have contributed so much to the team. Two Calgary legends were recognized by the Hockey Hall of Fame in 2006, when Flames co-owner Harley Hotchkiss was inducted in the Builder Category and broadcaster Peter Maher received the Foster Hewitt Memorial Award. In 2009, the Flames lost one of their own with the passing of co-owner Daryl "Doc" Seaman, who was also inducted by the Hall as a Builder in 2010.

Although we are only midway through the 2010s, the Flames have already celebrated more extraordinary milestones. On November 26, 2010, the team recorded its 10,000th goal in franchise history, and later that season, they played their 3,000th NHL game. Then in 2011, the Flames hosted the Montreal Canadiens in the Heritage Classic at McMahon Stadium in front of 41,000 fans, a 4-0 victory that marked the first ever shutout in an NHL outdoor game.

Amid all the history, the first half of this decade has also been a time of looking forward for the Flames. Familiar faces have moved on while others have taken the reins. As a new group of talented players takes to the ice this year, they likewise take up the challenge of once again bringing a championship back to the city of Calgary and their fans.

## CALGARY FLAMES OWNERSHIP GROUP

---



### **N. MURRAY EDWARDS**

---

N. Murray Edwards is owner and Chairman of Edco Financial Holdings Ltd., a merchant banker since 1988. He is a leading investor in, and managing director and chairman of, numerous publicly traded companies including Canadian Natural Resources Limited and Ensign Energy Services Inc. Today, these companies employ over 25,000 individuals. He is also a chairman, director and co-owner of the Calgary Flames Hockey Club.

Mr. Edwards graduated with a Bachelor of Commerce from the University of Saskatchewan with Great Distinction and a Bachelor of Laws with Honours from the University of Toronto. After moving to Calgary in 1983, he became a lawyer and later a partner with Burnet, Duckworth & Palmer, a Calgary-based law firm.



### **ALVIN G. LIBIN**

---

Alvin G. Libin is a native Calgarian with business interests in real estate, oil and gas and financial services. Mr. Libin is the President and Chief Executive Officer of Balmon Investments Ltd., a private management services and investment company. He has a strong commitment to the City of Calgary and to the Province of Alberta and has provided leadership in various volunteer positions.

In 2003, Mr. Libin and his wife Mona, through The Alvin and Mona Libin Foundation, established The Libin Cardiovascular Institute of Alberta in partnership with the University of Calgary and Alberta Health Services. Its mission is to provide world-class cardiovascular health care, education and research for southern Alberta. He also serves as a director on several corporate and community boards. Mr. Libin is an Officer of the Order of Canada and holds an Honorary Doctor of Laws degree from the University of Calgary. He was inducted into the Alberta Order of Excellence in 2004.



### **CLAYTON H. RIDDELL**

---

Clayton H. Riddell was introduced as a new member of the Calgary Flames ownership group on August 29, 2003. His participation, combined with the ongoing commitment of the existing owners of the team and the community, provides strength, continuity and stability to the organization.

Mr. Riddell graduated from the University of Manitoba with a Bachelor of Science, Honors degree in Geology. Mr. Riddell has an Honorary Doctor of Science degree from the University of Manitoba and an Honorary Doctor of Laws degree from Carleton University.

Mr. Riddell is Executive Chairman of the Board of Paramount Resources Ltd., a publicly traded oil and gas company. He is Chairman of the Board of Perpetual Energy Inc. and Trilogy Energy Corp.

In 2006, Mr. Riddell was inducted into the Calgary Business Hall of Fame and in 2008 he was made an Officer of the Order of Canada. Mr. Riddell received the Fraser Institute's T. Patrick Boyle Founder's Award in 2012, and in 2015 Mr. Riddell was inducted into the Canadian Petroleum Hall of Fame.

Mr. Riddell is past president of the Canadian Society of Petroleum Geologists and past Chair of the Canadian Association of Petroleum Producers. Mr. Riddell is associated with several other profit and non-profit organizations. He is Chair for the Shaw Charity Classic, the PGA Champions Tour golf event which staged its inaugural event in 2013. He has been a resident of Calgary for many years.



## CALGARY FLAMES OWNERSHIP GROUP

**ALLAN P. MARKIN**

Allan Markin is a native Calgarian and longtime philanthropist. He is a 1968 graduate of the University of Alberta with a Bachelor of Science Degree in Chemical Engineering. He became an owner of the Calgary Flames Hockey Club in 1994.

In 1989, together with Murray Edwards, Allan founded Canadian Natural Resources Limited. As Chairman, Allan was instrumental in growing the company from a small operation of six employees with limited capital to the largest oil and gas producer in Canada and one of the most successful operators in the world. Allan supported Canadian Natural's progressive and innovative corporate commitment to a health and wellness system for employees, which later evolved into the Pure North S'Energy Foundation.

A passionate advocate for better health, Allan stepped down as Chairman of Canadian Natural Resources Limited in 2012 to focus his energy on the wellness program he had founded at Pure North. Pure North is an innovative wellness program focused on the prevention of chronic disease, offering an individualized program that provides nutritional supplements, education and lifestyle advice to optimize nutrition and reduce the likelihood of illness in the future. Pure North puts in place the foundation for living a long and healthy life. To date, Pure North has engaged over 46,000 participants from all over western Canada with a special focus on vulnerable populations including seniors, fire and flood victims, homeless individuals and Aboriginal populations.

Pure North bases their practice and recommendations on the best available research. As such, research is a cornerstone of the Foundation both within the program and externally. Pure North prides itself on collaboration with many international experts. Pure North provides their data to researchers at the School of Public Policy and the Bone and Joint Institute at the University of Calgary, the School of Public Health at the University of Alberta, Harvard School of Public Health, and the Schools of Medicine at Boston University and Creighton University. Together they strive to educate the population on the importance of optimized nutrition and prevention.

Mr. Markin is a major supporter of the Alberta Project Promoting active Living & healthy Eating in Schools (APPLE Schools) program. The project has expanded since inception, and is now running in 62 Northern Alberta schools, both urban and rural and including First Nations populations. Under Mr. Markin's leadership The APPLE Schools Foundation was established as a charitable organization, which supports Healthy Kids in Healthy Schools. APPLE Schools has scientifically proven they can increase student leadership skills and physical activity levels, improve healthy eating habits and reduce obesity and chronic disease in a cost effective manner. Mr. Markin's leadership has also helped the project expand its funding base to include government and corporate contributions.

In recognition of his tremendous support of education, Allan has received honorary degrees from the Universities of Alberta, Calgary, Lethbridge and St. Francis Xavier. Mr. Markin is a Founder of St. Mary's University and was bestowed an honorary fellowship from St. Mary's University in 2004. In accepting The Fraser Institute's T. Patrick Boyle Founder Award in 2010, Allan spoke of individual value and personal responsibility.

The Mayor of the City of Calgary bestowed him with the Citizen of the Year award for 2004 and he received the Alberta Centennial Medal in 2005. In July 2008, Mr. Markin was appointed as an Officer of the Order of Canada by the Governor General. He received The Alberta Order of Excellence in October 2008. In the fall of 2009, he was inducted into the Calgary Business Hall of Fame. In March 2012, Allan was recognized as the Canadian Business Leader of the Year by the Alberta School of Business of the University of Alberta. In the summer of 2012 Allan was presented with the Queen Elizabeth II Diamond Jubilee Medal.

Although diversified, his main philanthropic objective is to enhance education tied to health and wellness.

## CALGARY FLAMES OWNERSHIP GROUP

---



### **JEFFREY J. McCAIG**

---

Jeffrey J. McCaig is Chairman of the Trimac Transportation group of companies. Trimac is one of the largest providers of bulk trucking services in North America and also provides complementary logistics services, including transload facility operations, distribution management, and freight brokerage.

Jeff has been with the Trimac Group of Companies since August 1983. He became President of Trimac Corporation in 1990 and was Chief Executive Officer from 1994 to 2015. Prior to joining Trimac in 1983, Mr. McCaig practiced law in Calgary, first as an associate of MacKimmie Matthews, then through Jeffrey J. McCaig Professional Corporation, focusing on corporate financing and securities. He continues to be a member of the Law Society of Alberta.

In addition to being a Director and chairing the Boards of the Trimac group of companies, Mr. McCaig is a Director of Potash Corporation of Saskatchewan and a Director and Chairman of MEG Energy, a Canadian oil sands company. He is also a Director and Chairman of Bantrel Company, an engineering, procurement and construction company in the energy sector and a Director and Co-owner of the Calgary Flames Hockey Club. He also serves as Chairman of the Flames Foundation For Life.

He obtained his undergraduate degree in Economics from Harvard; his law degree from Osgoode Hall Law School in Toronto; and his Master of Science in Management degree from the Sloan Program, Stanford University.

Jeff is married with three grown children and resides in Calgary, Alberta.

**PRESIDENT AND CHIEF EXECUTIVE OFFICER**

---



**KEN M. KING**

---

Ken King is the President and Chief Executive Officer of Calgary Sports and Entertainment Corporation, the company that encompasses the NHL Calgary Flames, the AHL Stockton Thunder, the WHL Calgary Hitmen, the CFL Calgary Stampeders and the NLL Calgary Roughnecks.

Born and raised in Hanley, Saskatchewan, King is a strong believer in support for the community; he is involved with several organizations including the TELUS Community Board, the Calgary Sport Tourism Authority, Director of the Calgary Airport Authority and is a former Chairman of the Calgary Chamber of Commerce.

In 2005, King received an Alberta Centennial Medal for outstanding contributions to the province of Alberta. He also received an honorary doctorate degree from the University of Calgary in 2012 and an honorary degree from Mount Royal University in 2014.

Prior to joining CSEC in 2001, King enjoyed a 30-year career in the newspaper business that included senior executive positions in Canada's leading newspapers, including President and Publisher of the Calgary Sun and Calgary Herald.

King and his wife Marilyn have two daughters and they are proud grandparents to Amanda's twin boys and Jocelin's son and daughter.



**PRESIDENT OF HOCKEY OPERATIONS****BRIAN P. BURKE**

Brian Burke joined the Calgary Flames Hockey Club on September 5, 2013 in the role of President of Hockey Operations. He is responsible for overseeing all hockey operations for the Flames organization. Burke brings over 20 years of National Hockey League experience in various roles to the franchise. Serving as a General Manager in Hartford, Vancouver, Anaheim, and Toronto, and as an Interim GM in Calgary during the 2013/14 season, Burke holds an NHL record for holding the GM position for a total of five different teams. Additionally, he worked in the NHL front office for five years as Executive Vice President and Director of Hockey Operations.

Prior to assuming his current position in Calgary, Burke was President and General Manager of the Toronto Maple Leafs. He parted ways with the Leafs in 2013 and became a Pro Scout and Consultant with the Anaheim Ducks.

As Executive Vice President and General Manager of the Anaheim Ducks from 2005 to 2008, Burke guided the Ducks to their first Stanley Cup and first Pacific Division title in 2007, and first and second 100+ point seasons.

In March 2012, Burke was appointed to the Hockey Hall of Fame's Selection Committee. He is also an original member of the U.S. Men's National Team Advisory Group that was formed in 2007 to assist USA Hockey with the selection of players and staff of Men's National Teams, including the Olympics. He served as the General Manager of the 2010 U.S. Olympic Hockey Team, which won a silver medal, and was Director of Player Personnel for the U.S. at the 2014 Olympics in Sochi, Russia. He has also served as General Manager of the U.S. World Championship teams in 1993, 2009 and 2010. On August 7, 2008, Burke was recognized for his outstanding service to hockey in the United States when he was named the recipient of the 2008 Lester Patrick Award. Most recently, he served as an advisor for the United States management team at the 2016 World Cup of Hockey.

Away from the rink, Burke is well known for his work within the community as an avid supporter of the Canadian Forces and first responders, the Special Olympics, and women's hockey. He also devotes his time and makes numerous donations to Ducks Unlimited Canada, a wildlife conservation organization, and the Canadian Safe School Network, which is focused on reducing youth violence in schools.

Additionally, Burke is a spokesperson for the 'You Can Play Project', in honour of his late son Brendan, which is dedicated to ensuring equality, respect and safety for all athletes, without regard to sexual orientation. He has been recognized for his work in the LGBTQ community on numerous occasions including the Spirit of Courage Award from the Courage Campaign Institute.

Born in Providence, Rhode Island but raised in Edina, Minnesota, Burke is a graduate of Providence College. While attending Providence, he played for the Friars Division-I hockey team and was recently inducted into the Providence Friars Hall of Fame in February of 2016. As a professional he played in the AHL, capturing the Calder Cup with the Maine Mariners in 1978. After one year in the AHL, Burke attended Harvard Law School, graduating in 1981.

**HOCKEY CLUB PERSONNEL****BRAD TRELIVING - GENERAL MANAGER**

Brad joined the Calgary Flames organization on April 28, 2014 and is now in his third season as the Flames General Manager. In his position with Calgary, Treliving reports directly to President of Hockey Operations Brian Burke. He is responsible for all team personnel decisions, both players and staff; for managing the amateur and pro scouting staffs; as well as other administrative duties required of the general manager. He is also responsible for all player personnel assignments with Flames' minor league affiliates.

Internationally, Treliving was a co-General Manager with Team Canada at the 2016 IIHF World Championship in Russia where Canada captured gold.

Treliving served as the Vice President of Hockey Operations & Assistant General Manager with the Phoenix Coyotes for seven seasons prior to coming to Calgary. With Phoenix, Treliving worked on the day-to-day administration of the Coyotes' hockey operations. Treliving also served as General Manager of the club's American Hockey League affiliate, the Portland Pirates.

Prior to his role with the Coyotes, Treliving served as the President of the Central Hockey League (CHL) for seven years. During his tenure, he guided the CHL to remarkable growth and development including numerous successful expansion franchises. In 1996, Treliving co-founded the Western Professional Hockey League (WPHL) and served as the league's Vice President and Director of Hockey Operations for five seasons. He played an integral role in the merger of the WPHL and the CHL in May 2001 upon which he began his tenure as President of the league.

Prior to his front office career, Treliving played five seasons of professional hockey from 1990-91 to 1994-95 in the IHL, the AHL and the ECHL. A defenceman, Treliving registered 17 goals and 85 assists for 102 points and 811 penalty minutes in 243 games in the ECHL. As a junior, the Penticton, British Columbia native played in the BCJHL and two years in the WHL.

Treliving and his wife Julie have two daughters, Ryann and Reese, and now reside in Calgary.

**HOCKEY CLUB PERSONNEL**



**CRAIG CONROY - ASSISTANT GENERAL MANAGER**

Conroy is in his third season as the Flames Assistant General Manager after four seasons as the Special Assistant to General Manager. He started his illustrious career at Clarkson University in his hometown of Potsdam, New York, before being drafted by the Montreal Canadiens in the 6th round (123rd overall) of the 1990 NHL Entry Draft. He finished his four years at Clarkson followed by three years split between Montreal and Fredericton.

At the start of the 1996 season, Conroy was traded to the St. Louis Blues where he spent the next five years of his career before being traded to the Calgary Flames in March 2001. During the 2001-02 season, he scored a career high 75 points, helping Jarome Iginla reach the 50 goal plateau for the first time in his career. Conroy continued to produce offensively and was a major contributor in the team's 2004 Stanley Cup Playoff run.

After signing with Los Angeles during the summer of 2004, Craig returned to the Flames on January 30, 2007. During his career, he amassed a total of 1009 games, with 507 of those games being played in a Flames uniform. On October 28, 2010, he celebrated his 1000th career game in front of the hometown fans at the Scotiabank Saddledome before retiring from the NHL in February 2011 after 17 seasons spent with Montreal, St. Louis, Los Angeles and Calgary. During his career he recorded 542 points including 182 goals while notching another 30 points in 81 playoff games.

Craig and his wife Jessie have three daughters; Taylor, Sophia and Sydney.



**BRAD PASCALL - ASSISTANT GENERAL MANAGER**

Brad is in his second season as the Flames Assistant General Manager after serving as the Vice-President of Hockey Operations/Men's National Teams with Hockey Canada from 2010 through 2014. He brings an abundance of experience building winning teams and developing players through his time with international hockey and gold medal successes at Hockey Canada. During his 18 years at Hockey Canada, he also served as Senior Director of Men's National Teams from 2006 to 2010 and held the title of Senior Director of Communications from 1998 to 2009.

Among his achievements, he played an instrumental role, as part of the management group with Steve Yzerman, for Canada's gold medal Men's Olympic Team at the 2014 Olympic Winter Games in Sochi, Russia. Four years earlier, he collected gold with the Men's Olympic Team at the 2010 Olympic Winter Games in Vancouver. He has also been the lead member of hockey operations and Assistant General Manager for Canada at the IIHF World Championship from 2011 to 2014 and directed and led Canada's National Junior Team as the team's General Manager to gold medals at the 2007, 2008 and 2009 IIHF World Junior Championships and a silver medal in 2010. Brad's gold medal collection as the head of team hockey operations also includes the Canada/Russia Super Series in the summer of 2007 and with Canada's National Men's Summer Under-18 Team at the 2006, 2012, 2013 and 2014 Ivan Hlinka events featuring Canada's best Under 18 players

Prior to advancing to the lead position with hockey operations, he led the communications and media relations for Canada's national teams at the 2002 and 2006 Olympic Winter Games, the 2004 World Cup of Hockey, eight IIHF World Championships (1998, 2000, 2001, 2002, 2003, 2004, 2005, 2008), four IIHF World Junior Championships (1999, 2003, 2005, 2006) and two IIHF World Women's Championships (2000, 2004) and was Coordinator of Media Relations for Canada at the 1996 World Cup of Hockey.

Drafted by the Buffalo Sabres in the fifth round (103rd overall) of the 1990 NHL Entry Draft, Pascall played two seasons in the AHL with Rochester and two seasons in the ECHL with South Carolina and Birmingham after four seasons (1988-92) at the University of North Dakota. He and his wife, Cassie and daughter Brooke make Calgary their home year round.



**HOCKEY CLUB PERSONNEL**

---

**MIKE BURKE - DIRECTOR, HOCKEY ADMINISTRATION**

The 2016-17 NHL season represents Mike Burke's 34th year with the Calgary Flames. Since the start of the 1994-95 campaign, when Burke moved to the hockey department and was promoted to his current position, he has been responsible for the administration of the hockey club. He works closely with General Manager Brad Treliving in managing many facets of the Flames hockey operations. Burke's vast experience in hockey-related issues has made him a valuable part of the hockey staff. His main responsibilities include salary cap management, scheduling, contract research, analysis and negotiation, player assignments, preparation of salary arbitrations, liaison between the NHL and the Flames regarding all aspects of hockey administration, monitoring collective bargaining issues and helping coordinate the day-to-day operations of the Club.

Prior to his current appointment, Burke was responsible for the Club's media relations and communications. A graduate of the Public Relations program at Mount Royal College, Burke began his sports administration career with the Saskatoon Blades (WHL) in 1980 before serving two seasons as General Manager of a minor-pro team in the Montreal Expos' organization. He has often worked with the NHL in both NHL All-Star Games and NHL Stanley Cup Final events. In 1996, Burke was added as a member of Team Canada's hockey operation staff for the World Cup of Hockey tournament.

A native of Plato, Saskatchewan, Burke has two boys, Keaton and Reid.

**CHRIS SNOW - DIRECTOR, HOCKEY ANALYTICS**

Chris Snow is in his sixth season with the Flames as the director of hockey analytics. In this role he is charged with all data collection, database development, and data-based analysis. Snow supports decision making across several aspects of the hockey operation, including Flames roster decisions, professional and amateur scouting, Flames game preparation, and player contract negotiations.

Prior to joining the Flames, Snow spent four seasons as director of hockey operations with the Minnesota Wild. Prior to entering the hockey business, Snow was a staff writer for the Boston Globe, where he worked as the Boston Red Sox beat writer. A graduate of Syracuse University, he has also worked for the Minneapolis Star Tribune as the Minnesota Wild beat writer.

A native of Melrose, Massachusetts, Chris resides in Calgary with his wife, Kelsie, son, Cohen, and daughter, Willa.

## HOCKEY CLUB PERSONNEL



### **GLEN GULUTZAN - HEAD COACH**

Glen Gulutzan is serving as the eighteenth Head Coach in the history of the organization.

Gulutzan, a native of Hudson Bay, Saskatchewan, enters his first season as the head coach of the Calgary Flames. He brings 15 years of coaching experience to the club, including two as a head coach in the NHL and, most recently, serving as an assistant coach in Vancouver for three seasons. Prior to serving with the Canucks, the 45-year-old was the head coach of the Dallas Stars for the 2011-12 and 2012-13 seasons and before that, he led the American Hockey League's Texas Stars for a pair of campaigns. In 2009-10, he took the AHL's Stars to the Calder Cup finals.

Gulutzan played junior hockey in the WHL with Moose Jaw, Brandon and Saskatoon, then two years with the University of Saskatchewan, before playing professionally for seven seasons. His coaching career began in the final four seasons of his playing career when he served as a player-assistant coach for the Fresno Falcons of the West Coast Hockey League, including in 2001-02 when they won the league's championship.

Gulutzan took over the reins as head coach for the East Coast Hockey League's Las Vegas Wranglers in the 2003-04 campaign. He has a familiarity with the Flames organization as all six years he spent with the club they were Calgary's ECHL affiliate. Gulutzan had a record of 254-124-55 over the half-dozen seasons, including three straight where the Wranglers had 100+ points (2005-06 – 2007-08) – a first for any ECHL team. He also won the ECHL's Coach of the Year honours in 2005-06.

In 2009, the Stars organization bought Iowa's defunct American Hockey League franchise and moved it to Austin where it became the Texas Stars. Glen Gulutzan was named the first head coach of the club and held that role for two seasons, including 2009-10's Calder Cup final campaign. He then assumed the head coaching position with the NHL's Stars for the 2011-12 and 2012-13 seasons. After Gulutzan and the team parted ways in 2013, he was quickly brought on board with Vancouver and served as an assistant coach there for the last three years.

Glen and his wife, Nicole, have four children: Emma (15), Brielle (13), Landen (11), and Grace (9).

### **GLEN GULUTZAN CAREER COACHING RECORD**

SEASON	TEAM	LEAGUE	TYPE	GP	W	L	T	OTL	PCT	RESULT
2001-02	Fresno Falcons	WCHL	Player-Assistant							
2002-03	Fresno Falcons	WCHL	Player-Assistant							
2003-04	Las Vegas Wranglers	ECHL	Head	72	43	22	0	7	0.646	Lost in round 1
2004-05	Las Vegas Wranglers	ECHL	Head	72	31	33	0	8	0.486	Out of Playoffs
2005-06	Las Vegas Wranglers	ECHL	Head	72	53	13	0	6	0.778	Lost in round 3
2006-07	Las Vegas Wranglers	ECHL	Head	72	46	12	0	14	0.736	Lost in round 3
2007-08	Las Vegas Wranglers	ECHL	Head	72	47	13	0	12	0.736	Lost in Finals
2008-09	Las Vegas Wranglers	ECHL	Head	73	34	31	0	8	0.521	Lost in round 3
2009-10	Texas Stars	AHL	Head	80	46	27	0	7	0.619	Lost in Finals
2010-11	Texas Stars	AHL	Head	80	41	29	0	10	0.575	Lost in round 1
2011-12	Dallas Stars	NHL	Head	82	42	35	0	5	0.543	Out of Playoffs
2012-13	Dallas Stars	NHL	Head	48	22	22	0	4	0.500	Out of Playoffs
2013-14	Vancouver Canucks	NHL	Assistant							
2014-15	Vancouver Canucks	NHL	Assistant							
2015-16	Vancouver Canucks	NHL	Assistant							
	<b>TOTAL</b>	<b>NHL</b>	<b>Head</b>	<b>130</b>	<b>64</b>	<b>57</b>	<b>0</b>	<b>9</b>	<b>0.527</b>	

**HOCKEY CLUB PERSONNEL**



**DAVE CAMERON - ASSISTANT COACH**

Dave Cameron joins the Flames after spending the past six seasons with the Ottawa Senators, most recently as their head coach for the last two campaigns.

Cameron, a native of Charlottetown, Prince Edward Island, brings 22 years of coaching experience to the Flames. Before his time with Ottawa, the 57-year-old twice served as a coach in the AHL, first with the St. John's Maple Leafs as an assistant in the 1999-00 season and more recently when he was the head coach with Ottawa's affiliate, the Binghamton Senators, from 2004-05 to 2006-07.

Internationally, Cameron was an assistant coach with Team Canada at the 2016 IIHF World Championship in Russia where Canada captured gold. Cameron has been an assistant coach (2003) and head coach (2004) with Team Canada at the U-18 Junior World Cup and head coach (2011) of Canada's World Junior Team that took home a silver medal.

Dave Cameron, a centre, was drafted by the New York Islanders in the eighth round (135th overall) of the 1978 NHL Amateur Draft and played 168 games with the Colorado Rockies and New Jersey Devils, recording 53 points (25G, 28A) and 238 penalty minutes. Following his playing career, Cameron first served as a head coach in the Colonial Hockey League with Detroit and Port Huron before taking over the reins in the Ontario Hockey League. He served in three separate stretches as a head coach in the OHL: from 1997-98 to 1998-99 with Sault Ste. Marie, 2000-01 to 2003-04 with the Toronto St. Michael's Majors, and then from 2007-08 to 2010-11, again with the St. Michael's Majors.

Dave Cameron and his wife, Kelly have two sons, Connor and Ben.



**MARTIN GELINAS - ASSISTANT COACH**

Martin Gelinás is in his fifth season as an assistant coach with the Calgary Flames. Prior to joining the Flames, Gelinás served as the Director of Player Development for the Nashville Predators, joining the staff following his retirement as a player in 2009.

In his 19-year NHL career, Gelinás played in 1,273 games (62nd all-time at the start of this season) and scored 660 points. He played the 2002-03 and 2004-04 seasons with the Flames, and tied an NHL record by scoring three playoff series-clinching goals in the same year – including two in overtime – during the Flames' 2004 Stanley Cup run (and joining Ken Linseman in the record book in the process). "The Eliminator," as Gelinás was known, is one just a handful of players to have reached the Stanley Cup Finals with four different teams; the left-winger won a Stanley Cup in 1990 as a member of the Edmonton Oilers and also played in the NHL Finals in 1994 and 2002. He also played two professional seasons in Switzerland (2004-05 and 2008-09).

A native of Shawinigan, Quebec, Gelinás made a splash in 1987-88 with the Hull Olympiques of the QMJHL with a 63-goal, 131-point campaign. He was named CHL Rookie of the Year and selected seventh overall by the Los Angeles Kings in the 1988 NHL Entry Draft. But Gelinás never suited up for the Kings. Two months after the draft, on August 9, 1988, he was included in the celebrated "Gretzky Trade" that sent Gelinás, Kings center Jimmy Carson, the team's first round picks in the 1989, 1991 and 1993 entry drafts, and a reported \$15 million cash to Edmonton in exchange for Wayne Gretzky, Mike Krushelnyski and Marty McSorley.

Gelinás played six games for the Oilers in 1988 before being re-joining the Olympiques. In his first full NHL season in 1989-90, Gelinás had 25 points in 46 games, and won the Stanley Cup as Edmonton defeated the Boston Bruins in five games. Along with Joe Murphy and Adam Graves, he helped make up the popular Oilers' forward line known as "The Kid Line." Gelinás was the last player from the 1980s Oilers' dynasty active in the NHL.

He was traded to the Quebec Nordiques during the 1993 NHL Entry Draft and played 31 games for Quebec before being claimed on waivers by the Vancouver Canucks. Gelinás was a major factor in Vancouver's 1994 postseason run losing in seven games in the Stanley Cup Finals to the New York Rangers. He and goaltender Kirk McLean were traded to the Carolina Hurricanes on January 3, 1998, where he spent five seasons before joining the Calgary Flames. He went on to play a year in Switzerland during the 2004-05 season before signing with the Florida Panthers for the 2005-06 and 2006-07 seasons. He concluded his NHL career in 2007-08 as a member of the Nashville Predators, where his season was cut short by a knee injury. He was Nashville's Masterton Trophy nominee that year.

Gelinás and his family have lived in Calgary since 2002. He and his wife, Jane, have three children – a son, Matthew, and daughters Cameron and Morgan. Matthew was selected by Swift Current in the 2010 Western Hockey League Bantam Draft.



## HOCKEY CLUB PERSONNEL

---



### PAUL JERRARD - ASSISTANT COACH

---

Paul Jerrard comes to Calgary after serving as an assistant coach for Vancouver's American Hockey League affiliate, the Utica Comets.

The 51-year-old Jerrard joins Calgary after 19 seasons as a coach in three different leagues. Prior to his time in Utica, the Winnipeg, Manitoba native was an assistant coach for Flames head coach Glen Gulutzan from 2011-12 to 2012-13 with the Dallas Stars and also from 2009-10 and 2010-11 with the Stars AHL affiliate in Texas. Jerrard served one other season as an NHL assistant coach when he worked for Colorado in 2002-03. He also worked seven seasons as an assistant coach in the AHL: in 1998-99 with Lowell, from 2003-04 to 2004-05 with Hershey, and from 2005-06 to 2008-09 with Iowa. His first coaching position was as an assistant for Lake Superior State University where he worked in 1997-98 and then from 1999-00 to 2001-02.

Paul Jerrard, a defenceman, was drafted by the New York Rangers in the ninth round (173rd overall) in the 1983 NHL Draft. He was a four-year player for CCHA's Lake Superior State before he began a 10-year professional career where he reached the NHL and played five games with the Minnesota North Stars in 1988-89. Jerrard saw time in both the AHL and the International Hockey League, playing the majority of his games with the Kalamazoo Wings of the IHL and racking up 149 points (46G, 103A) and 810 PIMs in 370 games – the fourth-most games of any of the IHL Wings players.

Paul Jerrard and his wife, Cheryl have two daughters, Meaghan and Catherine.

## HOCKEY CLUB PERSONNEL



### **JAMIE PRINGLE - ASSISTANT COACH, VIDEO**

Jamie Pringle, a native of Picton, Ontario is in his sixth season with the Flames coaching staff after three seasons as the video coach with the Florida Panthers. Prior to that, Pringle spent the 2006-07 and 2007-08 season as the video coach for Hockey Canada. He was part of the staff for all international events including winning gold at the 2007 IIHF World Championship and winning gold at the 2007, 2008 IIHF World Junior Championships and during the 2008 World Junior team Super Series against Russia. Pringle spent the 2004-05 and 2005-06 seasons as the assistant coach with the Kingston Frontenacs (OHL) after four seasons as the assistant coach with the Belleville Bulls (1999-2004) where he helped earn the OHL title in 1999.

Jamie and his wife, Karen have two children: Brendan and Brooke.



### **JORDAN SIGALET - GOALTENDING COACH**

Sigalet is entering his third season as the Flames goaltending coach after spending three seasons as the goaltending coach with Calgary's AHL affiliate in Abbotsford. Prior to that, Sigalet was the goaltending coach with the Everett Silvertips (WHL) for two seasons.

Jordan was originally drafted from Victoria (BCHL) by the Boston Bruins in the 2001 NHL Entry Draft and played one game and backed up 10 games for the Bruins during the 2005-06 season. He spent four years at Bowling Green University (CCHA) where he was a CCHA All-Star (2003 and 2004), won the Terry Flanagan Award for perseverance, team captain his senior year and was a top 10 Hobey Baker Finalist in addition to being nominated for an ESPY in the "Comeback Player of the Year" category. He spent three seasons with the Providence Bruins, Boston's AHL affiliate, and was the recipient of the Fred Hunt Memorial Trophy before concluding his playing career in Vienna, Austria in 2009.

Jordan and his wife, Lindsay have two sons, Jaxon and Maddox and a daughter, Sloane and reside in Calgary.



### **RYAN VAN ASTEN - STRENGTH AND CONDITIONING COACH**

Ryan van Asten is in his third season as the Flames Strength and Conditioning Coach and is responsible for coordinating the overall strength and conditioning program for all of the players in the Flames organization.

Prior to joining the Flames, van Asten spent three seasons with the Los Angeles Kings as their Strength and Conditioning Coach winning two Stanley Cups in 2012 and 2014. He was also the Head Strength and Conditioning Coach and Coordinator for Hockey Canada and the Canadian Sport Centre – Calgary where he was part of the 2010 Olympic gold medal championship women's hockey team in Vancouver. Along with the Olympic gold medal, van Asten was fortunate to be a part of three World Championship teams and multiple (10) World Cup medal winners in hockey and luge.

Van Asten is a graduate of the University of Calgary where he earned a Master of Science degree in Neuromuscular Physiology. He also holds a Bachelor of Science degree in Life Sciences and a Bachelor of Physical and Health Education degree from Queen's University in Kingston, Ontario. He is a Certified Strength and Conditioning Specialist (NSCA) and a Certified Exercise Physiologist (CSEP).

Ryan and his wife, Jackie reside in Calgary.

## HOCKEY CLUB PERSONNEL




### **KENT KOBELKA - HEAD ATHLETIC THERAPIST**

Kent Kobelka is entering his sixth season with the Calgary Flames and second as the team's Head Athletic Therapist. He spent the previous four seasons as the rehabilitation physiotherapist for the Flames. He also acted as the medical coordinator for Hockey Canada for five years and was a consultant for the Canadian Sports Institute for three years where he treated Olympic athletes from several different winter sports.

Kobelka graduated from the University of British Columbia with a BSc. in Physical Therapy. He worked with the University of BC Thunderbirds Hockey Club for three seasons. He then went on to work with the Canadian Alpine ski team where he was the medical coordinator for Alpine Canada. He has been to three Olympic Winter Games, one with Alpine Skiing in Torino in 2006 and two with Canada's Men's hockey team where he was a part of the staff that won gold in Vancouver in 2010 and Sochi in 2014 and on staff with Team Canada at the 2016 World Cup of Hockey. He has worked with Canada's National Men's hockey team over the past decade and has been a therapist of several championship teams, winning gold medals with Canada's Men's World Championship team in Russia in 2007 and 2016 and at the IIHF World Junior Championship in the Czech Republic (2008) and in Toronto/Montreal (2015). Kobelka was also the therapist at the Spengler Cup when Canada won the tournament in 2012.

A native of Revelstoke, British Columbia, Kent currently resides in Calgary with his wife, Wendy and their two children, Christopher and Charley.



### **MIKE GUDMUNDSON - ASSISTANT ATHLETIC THERAPIST**

Gudmundson is in his second season with the Flames after spending the last ten seasons in the CFL with the Calgary Stampeders including his last three as the team's Head Athletic Therapist.

He was a part of the medical team when the Stamps won the Grey Cup in 2008 and 2014.

Gudmundson's career as an athletic therapist began with the University of Manitoba Bisons football team while he was earning his Bachelor of Exercise and Sport Science degree, where he made the Dean's Honour List. He also has an Education degree from the University of Calgary.

Gudmundson is a certified athletic therapist in the Canadian Athletic Therapy Association as well as a certified first responder. He has worked with numerous sports organizations including the Calgary Canucks Junior 'A' hockey team, Team Alberta at the Canada Winter Games, and Team Canada at the 2013 Spengler Cup in Davos, Switzerland.

He also spends time as a supervisor for the U of C and Mount Royal University athletic therapy programs where he supervises and assists students as they pursue careers in Athletic Therapy.

He is a native of Arborg, Manitoba and now lives in Cochrane with his wife, Nadine and their yellow lab, Kenzie.

## HOCKEY CLUB PERSONNEL

---



### **KEVIN WAGNER - REHABILITATION CONSULTANT**

---

This will be Kevin's second season with the Calgary Flames. He began working in the sports therapy field in 1990 as the Assistant Trainer with the Edmonton Eskimos. In 1995, Kevin joined Hockey Canada in the role as Head Trainer/Therapist with the Men's National Team program. He then went on to become the Head Trainer/Therapist with the Ottawa Senators from 1997 to 2002 and attended the 1998 Nagano Winter Olympics as part of the medical staff for the Men's Olympic Hockey Team.

Since 2002, Kevin has spent time as a Physiotherapist/Athletic Therapist with various sports organizations including the Toronto Maple Leafs, Canadian Soccer Association, Canadian Luge Association and the Canadian Bobsleigh teams. In 2012, Kevin joined the Canadian Sport Institute Calgary full time and continues to work on development and therapy for national team athletes based out of the WinSport Medical Clinic.



### **DOMENIC MANCHISI - MASSAGE THERAPIST**

---

Domenic Manchisi is entering his second season with the Calgary Flames. He has worked with Canada's National Women's Hockey team for nine years. He helped Canada win gold at the 2010 Olympic winter games in Vancouver, British Columbia and 2014 Olympic winter games in Sochi, Russia. He also helped Canada win gold in the 2007 and 2012 IIHF World Women's Championships and claimed silver medals in 2008, 2009, and 2013. He worked with the CFL's Toronto Argonauts for the 2014 and 2015 seasons.

Domenic is also an owner and registered massage therapist at a multi-disciplinary clinic in Oakville, Ontario. He holds a Bachelor of Physical Education with honours in Kinesiology from Brock University and is certified in medical acupuncture.

Domenic lives with his wife, Sonia and their three children: daughter Mia, and two sons, Adriano and Theodore.

**HOCKEY CLUB PERSONNEL**



**MARK DEPASQUALE - HEAD EQUIPMENT MANAGER**

Head Equipment Manager Mark DePasquale enters his 11th season with the Calgary Flames. The 2016-17 season will mark his 23rd NHL season. He was a member of the Chicago Blackhawks organization from 1989-1996 to 2001-2006 serving as the Assistant Equipment Manager. Mark moved to Arizona in 1996 to spearhead the Jeremy Roenick Foundation that raised money for multiple charities in the greater Phoenix area. Mark also served as an Assistant Equipment Manager for the Chicago Wolves (IHL) for the 2000-2001 season. Mark worked the 1991 and 2008 NHL All-Star games, as well as the 2001 IHL All-Star Game.

Internationally, Mark represented Easton Hockey at the 2010 Winter Olympic Games in Vancouver, British Columbia. Mark served as the Equipment Manager for Team USA at the 2014 and 2016 IIHF World Championships in Belarus and Russia. He also served as Equipment Manager for Team North America at the 2016 World Cup of Hockey in Toronto, Ontario.

On March 26, 2011 Mark hit the 1,000 game milestone for NHL games worked. Mark is a graduate of the University of Illinois-Chicago with a Bachelor of Science in Kinesiology.

Mark and his wife, Kelly reside in Calgary and have a son and daughter.



**COREY OSMAK - ASSISTANT EQUIPMENT MANAGER**

Corey Osmak starts his seventh season with the Calgary Flames after spending four years as the Assistant Equipment Manager with the Los Angeles Kings. Prior to that, he spent five years as the Head Equipment Manager of the Manitoba Moose in the American Hockey League and farm team of the Vancouver Canucks. He got started in the business with the Regina Pats of the Western Hockey League for two seasons before moving to Winnipeg. After playing four years at the University of Minnesota-Duluth, he was drafted by the Hartford Whalers in the 1990 NHL Entry Draft.

Corey and his wife, Tami reside in Sherwood Park with son Josh. Daughter Breanne and husband Dyllon reside in Little Rock, Arkansas with their daughter, Paislee.



**HOCKEY CLUB PERSONNEL**



**KEN M. KING**  
PRESIDENT & CEO



**BRIAN P. BURKE**  
PRESIDENT OF  
HOCKEY OPERATIONS



**BRAD TREIVING**  
GENERAL MANAGER



**CRAIG CONROY**  
ASSISTANT GENERAL MANAGER



**BRAD PASCALL**  
ASSISTANT GENERAL MANAGER



**MIKE BURKE**  
DIRECTOR,  
HOCKEY ADMINISTRATION



**KEN M. KING**  
DIRECTOR, HOCKEY ANALYTICS



**SEAN O'BRIEN**  
MANAGER, TEAM SERVICES



**RAY EDWARDS**  
PLAYER DEVELOPMENT



**RON SUTTER**  
PLAYER DEVELOPMENT



**JUDY O'BRIEN**  
EXECUTIVE ASSISTANT TO  
KEN KING



**BRENDA KOYICH**  
EXECUTIVE ASSISTANT TO  
PRESIDENT OF HOCKEY  
OPERATIONS AND GM



**ANITA CRANSTON**  
EXECUTIVE ASSISTANT  
TO ASSISTANT GENERAL  
MANAGERS



**GLEN GULUTZAN**  
HEAD COACH



**DAVE CAMERON**  
ASSISTANT COACH



**MARTIN GELINAS**  
ASSISTANT COACH



**PAUL JERRARD**  
ASSISTANT COACH




**JAMIE PRINGLE**  
ASSISTANT COACH, VIDEO



**JORDAN SIGALEK**  
GOALTENDING COACH



**RYAN VAN ASTEN**  
STRENGTH & CONDITIONING  
COACH



**KENT KOBELKA**  
HEAD ATHLETIC THERAPIST



**MIKE GUDMUNDSON**  
ASSISTANT ATHLETIC  
THERAPIST



**KEVIN WAGNER**  
REHABILITATION CONSULTANT



**DOMENIC MANCHISI**  
MASSAGE THERAPIST



**MARK DePASQUALE**  
HEAD EQUIPMENT MANAGER



**COREY OSMAK**  
ASSISTANT EQUIPMENT  
MANAGER



**BEN DUMAINE**  
DRESSING ROOM ATTENDANT



**DR. IAN AULD**  
HEAD PHYSICIAN



**DR. JIM THORNE**  
TEAM PHYSICIAN



**DR. RICHARD BOORMAN**  
TEAM PHYSICIAN

**HOCKEY CLUB PERSONNEL**



**DR. STEPHEN FRENCH**  
TEAM PHYSICIAN



**DR. DAVID MANNING**  
TEAM PHYSICIAN



**DR. KRISTIN YONT**  
TEAM DENTIST



**STEVE LEACH**  
PRO SCOUT



**DEREK MACKINNON**  
PRO SCOUT




**DON MALONEY**  
PRO SCOUT



**STEVE PLEAU**  
PRO SCOUT



**TOD BUTTON**  
DIRECTOR, AMATEUR SCOUTING



**FRANK ANZALONE**  
AMATEUR SCOUT



**JIM CUMMINS**  
AMATEUR SCOUT



**TERRY DORAN**  
AMATEUR SCOUT



**ARI HAANPAA**  
AMATEUR SCOUT



**BOBBIE HAGELIN**  
AMATEUR SCOUT



**COREY KRAKOWER**  
AMATEUR SCOUT



**BOB MacMILLAN**  
AMATEUR SCOUT



**ALLISTER McNEIL**  
AMATEUR SCOUT



**BRAD McEWEN**  
AMATEUR SCOUT



**FRED PARKER**  
AMATEUR SCOUT




**PETRI SKRIKO**  
AMATEUR SCOUT



**ERIC SOLTYS**  
AMATEUR SCOUT



**LUKE STRAND**  
AMATEUR SCOUT



**ROB SUMNER**  
AMATEUR SCOUT



**RITCHIE THIBEAU**  
AMATEUR SCOUT



**RYAN HUSKA**  
HEAD COACH  
STOCKTON



**TODD GILL**  
ASSISTANT COACH  
STOCKTON



**DOMENIC PITTIS**  
ASSISTANT COACH  
STOCKTON




**COLIN ZULIANELLO**  
GOALTENDING COACH  
STOCKTON



**ADAM BERGER**  
VIDEO ANALYST / TEAM  
SERVICES MANAGER,  
STOCKTON



**ALAN SELBY**  
STRENGTH & CONDITIONING  
COACH, STOCKTON



**MARC PAQUET**  
HEAD ATHLETIC THERAPIST  
STOCKTON



**PETER BUREAUX**  
EQUIPMENT MANAGER  
STOCKTON

**HOCKEY CLUB OFFICE STAFF**



**JOHN BEAN**  
CHIEF OPERATING OFFICER



**CAMERON OLSON**  
CHIEF FINANCIAL OFFICER



**ROLLIE CYR**  
VP, SALES, TICKET OPERATIONS  
& CUSTOMER SERVICE



**GORDON NORRIE**  
VP, SPORTS PROPERTY  
SALES & MARKETING



**DOUG COLLIER**  
VP, FOOD & BEVERAGE



**PETER HANLON**  
VP, COMMUNICATIONS



**JIM PEPLINSKI**  
VP, BUSINESS DEVELOPMENT



**LIBBY RAINES**  
VP, BUILDING OPERATIONS



**KEN ZABA**  
VP, FINANCE & ADMINISTRATION



**DAVID FULTON**  
SENIOR DIRECTOR,  
HUMAN RESOURCES



**KEVIN GROSS**  
SENIOR DIRECTOR,  
NATIONAL PARTNERSHIPS  
& BROADCAST



**DENIECE KENNEDY**  
SENIOR DIRECTOR, BUSINESS  
INTELLIGENCE & SPECIAL  
PROJECTS



**GEORDIE MACLEOD**  
SENIOR DIRECTOR,  
GAME PRESENTATION, EVENTS  
& COMMUNITY RELATIONS



**MARK STILES**  
SENIOR DIRECTOR,  
PARTNERSHIP SALES LEADER



**TRENT ANDERSON**  
DIRECTOR, BUILDING  
OPERATIONS



**BRENT GIBBS**  
DIRECTOR, RETAIL



**MARC LEOST**  
DIRECTOR, SALES &  
LUXURY SUITES



**BETTY MAH**  
DIRECTOR, HUMAN RESOURCES



**CARLO PETRINI**  
DIRECTOR, BROADCAST  
& PRODUCTION



**PAT HALLS**  
SENIOR ACCOUNT EXECUTIVE,  
PARTNERSHIP SALES



**DAVE OWENS**  
SENIOR ACCOUNT EXECUTIVE,  
PARTNERSHIP SALES



**MATT REID**  
SENIOR ACCOUNT EXECUTIVE,  
PARTNERSHIP SALES



**ERIN SORGE**  
SENIOR ACCOUNT EXECUTIVE,  
PARTNERSHIP SALES



**CANDICE GOUDIE**  
EXECUTIVE DIRECTOR,  
CHARITABLE FOUNDATIONS &  
COMMUNITY INVESTMENT



**CAITLIN BELL**  
MANAGER, CUSTOMER SERVICE  
& RETENTION



**BOB GODUN**  
MANAGER, SECURITY  
& LOSS PREVENTION



**CHRIS HUEY**  
MANAGER,  
CREATIVE SERVICES



**JASON JOHNSON**  
MANAGER,  
DIGITAL MEDIA



**RYAN POPOWICH**  
MANAGER,  
MARKETING





### SERGEI MAKAROV - INDUCTED 2016 - PLAYER 1989-93

Born on June 1, 1958 in Chelyabinsk, USSR, Makarov first gained prominence by starring for Russia and winning gold at the 1977 and 1978 World Junior Championships. The skilled winger also participated in 11 World Championships, capturing gold eight times; the 1984 and 1987 Canada Cups; three Olympic tournaments where he twice took home the gold medal; four NHL tours by the Red Army; and the 1987 Rendez-vous series against the NHL All-Stars.

During this time, he was often teamed with Vladimir Krutov and Igor Larionov on the feared 'KLM Line,' arguably the world's best unit at that time. Sergei won the Izvestia Trophy nine times as the top scorer in the Soviet league.

Originally drafted 241st overall by the Calgary Flames in 1983, Makarov was one of the first Soviet stars to join the NHL when he made his debut in 1989-90. Oddly enough, his first duty with his new club took place in the USSR during the Friendship Tour which saw the Flames play several Soviet clubs as part of their exhibition season. When the NHL season began, the veteran sniper had little difficulty adjusting. He recorded 86 points (24 goals and 62 assists) and was presented with the Calder Trophy as the league's best rookie.

Makarov continued to produce points with the Flames for three more years, accumulating 94 goals and 198 assists for 292 points in 297 games, before being traded to the Hartford Whalers in June 1993. A few days later, he was sent to the San Jose Sharks where he was reunited with Igor Larionov to start the 1993-94 season. He sat out the 1995-96 season then signed as a free agent with the Dallas Stars, but played just four games in 1996-97 before joining Fribourg Gotteron of the Swiss League to complete the season.

Sergei Makarov scored 134 goals and 250 assists for 384 points in 424 regular season NHL games, and added 12 goals and 11 assists in 34 playoff games. In 519 games in the Soviet Championship League, he recorded 322 goals, 388 assists for 710 points. In 2001, Sergei was inducted into the IIHF Hall of Fame and in 2008, he was named to the IIHF All Centennial Team.

### PHIL HOUSLEY - INDUCTED 2015 - PLAYER 1994-96, 1998-2001

Drafted in the first round, 6th overall, in the 1982 NHL Draft by the Buffalo Sabres, Phil Housley moved directly to the NHL at age 18 and was runner-up for the Calder Memorial Trophy as the NHL's top rookie in 1983. After eight seasons with the Sabres, the native of Saint Paul, Minnesota played three years with the Winnipeg Jets and another with the St. Louis Blues before being acquired by the Calgary Flames on July 4, 1994. In his first of two stints with the Flames, Housley recorded 24 goals and 95 points

in 102 games split over two seasons. He rejoined Calgary to start the 1998-99 season and recorded 26 goals and 143 points over his next 226 games with the Flames. Housley's last season as a member of the Flames ended in 2000-01, and he finished his career in 2002-03 as a member of the Toronto Maple Leafs. In all, Housley scored 50 of his 338 career goals and 238 of his 1,232 points with the Flames, and represented Calgary at the 2000 NHL All-Star Game, one of seven career appearances.

### DOUG GILMOUR - INDUCTED 2011 - PLAYER, 1988-92

On June 28, 2011, it was announced that Douglas Robert Gilmour would be honoured with induction into the Hockey Hall of Fame. He was born June 25, 1963 in Kingston, Ontario, and had a 20-year NHL career.

In 1980-81, his first year with the Cornwall Royals (OHL), Gilmour was 5'9" and 150 pounds. After an early injury curtailed his effectiveness in Cornwall's 1981 Memorial Cup championship, he returned to score 46 goals and 119 points in 1981-82.

Cornwall repeated as Memorial Cup champions and Gilmour, who had been passed over in his first year of draft eligibility, was selected by the St. Louis Blues in the seventh round, 134th overall. He was returned to junior hockey by the Blues for the 1982-83 season and set the OHL on fire with 70 goals and 177 points, capturing the Eddie Powers Trophy as the OHL's leading scorer. He set a record with a 55 consecutive game scoring streak and was named the league's most valuable player.

St. Louis signed him and he joined the team two weeks before the 1983-84 season. The Blues' captain at the time, Brian Sutter, nicknamed Gilmour 'Killer' for his intensity.

After three full seasons hovering around 50 points, Gilmour began to play a more open game and during the 1986 playoffs, he had 21 points in 19 games when the Blues came within a game of advancing to the Stanley Cup Final. The next season, 1986-87, he finished the regular schedule with a career-high 42 goals and 105 points and was selected to represent Team Canada at the 1987 Canada Cup. He scored two important goals in the series against the Soviet Union and was instrumental in Canada's victory at the tournament.

After another solid season in St. Louis, Gilmour was traded to the Calgary Flames at the beginning of the 1988-89 campaign. In Calgary, Gilmour continued his strong play in the playoffs, adding 22 points in 22 games as the Flames won the Stanley Cup in 1989. Gilmour scored the series-winning goal in Game Six of the Final against Montreal. Halfway through the 1991-92 season he was traded to the Toronto Maple Leafs in a blockbuster deal involving 10 players; the largest trade in league history.

Gilmour set a Leafs franchise record with 127 points in his first full season with Toronto in 1992-93. He became only the second Leaf after Darryl Sittler to register over 100 points in a season and also led the team to within a game of the Stanley Cup Final, placing second in playoff scoring and leading the league with 25 assists. Gilmour placed second to Mario Lemieux in the race for the Hart Trophy as the league's most valuable player but won the Selke Trophy as the top defensive forward, a remarkable achievement for a player with such offensive numbers.

Gilmour had 111 points the next season, earning his second consecutive spot in the All-Star Game. He once again led the Leafs to the semi-finals in the playoffs. Gilmour was named the team captain in 1994-95 before the lockout-shortened season and remained a popular player in Toronto even as the team began to struggle. When the Leafs went into rebuilding mode midway through the 1996-97 season, Gilmour was sent to the New Jersey Devils. He spent one full season with the defence-oriented Devils and was signed as a free agent by the Chicago Blackhawks in the summer of 1998.



### DOUG GILMOUR (CONTINUED)

In the spring of 2000, he was traded to the Buffalo Sabres, then signed on as a free agent with the Montreal Canadiens in October 2001 and went on to play parts of two seasons with the Habs before he was dealt back to Toronto at the trade deadline in 2003.

He officially announced his retirement on September 8, 2003. Gilmour registered 1,414 points on the strength of 450 goals and 964 assists in 1,474 regular season games. He added 188 points (60 goals and 128 assists) in 182 playoff games.

On January 31, 2009, Gilmour became the 17th player to be honoured by the Toronto Maple Leafs when his number 93 was raised to the rafters of the Air Canada Centre.

### JOE NIEUWENDYK - INDUCTED 2011 - PLAYER, 1986-95

On June 28, 2011, it was announced that Joe Nieuwendyk would be honoured with induction into the Hockey Hall of Fame. Born in Oshawa, Ontario on September 10, 1966, and then raised in neighbouring Whitby, Joe Nieuwendyk played college hockey at Cornell University in New York State. Nieuwendyk spent three years on the Ivy League school's team and was twice named to the ECAC's First All-Star Team (1986 and 1987). He was also selected as an All-American in both years.

In 1985, after Nieuwendyk's freshman year at Cornell, the Calgary Flames were sufficiently impressed to draft him in the second round, 27th overall. In his first full season as a Flame (1987-88), the young centre scored 51 goals and 92 points, becoming only the second NHL player after Mike Bossy to score 50 goals in his rookie season. Nieuwendyk's totals also included an eye-popping 31 power-play goals and 8 game-winners, and he was rewarded with the Calder Trophy as the league's top rookie.

In Nieuwendyk's second season with the Flames he won the Stanley Cup, again scoring 51 goals. In 1991, he was named captain of the Flames. When knee problems prevented Nieuwendyk from playing early in the 1995-96 season, the Flames found few takers on the trade market. Finally, in December 1995, the Flames traded Nieuwendyk to the Dallas Stars for Jarome Iginla and Corey Millen.

Nieuwendyk missed most of the 1998 playoff due to a knee injury. However, in 1999, his health and luck returned as Nieuwendyk scored 6 game-winning goals in the playoffs to lead the Stars to victory over the Buffalo Sabres in the Stanley Cup Finals. That spring, he was recipient of the Conn Smythe Trophy as the playoff MVP.

Nieuwendyk went on to play parts of two more seasons with the Stars before he was traded to the New Jersey Devils. Following his arrival in New Jersey, Nieuwendyk reached numerous milestones, including the 500-goal plateau, 500 assists and 1,000 points.

In 2003, Nieuwendyk earned his third career Stanley Cup ring despite missing the Devils' Final due to injury. Later that summer he signed as a free agent with the Toronto Maple Leafs where he suited up for one season before opting to move on to the Florida Panthers in the summer of 2005.

Nieuwendyk's first season with the Florida Panthers saw the centre tally 56 points in 65 games, however, the club failed to qualify for the playoffs that spring. Due to chronic back problems, Nieuwendyk retired three months into his second season with the Panthers.

Joe Nieuwendyk left the NHL as one of the most respected players of his time, collecting 564 goals and 562 assists for 1,126 points through 1,257 regular season games. In playoff action, he added 66 goals and 50 assists for 116 points in 158 games.

Besides three Stanley Cup championships, Nieuwendyk won the Calder Trophy in 1988, the King Clancy Trophy (for dedication to his community) in 1995 and the Conn Smythe Trophy in 1999.

On the international stage, Nieuwendyk represented Canada at the 1986 World Junior Championships, at the 1990 World Championships, and is a two-time member of Canada's Winter Olympic team (1998 and 2002).

### DARYL K. "DOC" SEAMAN - INDUCTED 2010 - OWNER, 1980-2009

On June 22, 2010, it was announced that Daryl K. "Doc" Seaman, a founding owner of the Calgary Flames, would be inducted into the Builder Category in the Hockey Hall of Fame.

Doc Seaman was born in Rouleau, Saskatchewan. He became one of Alberta's most successful oilmen and industrialists through his company, Bow Valley Industries, along with many other ventures. He and his brothers, B.J. and Don Seaman, were among the first wave of adventurous oilmen who pioneered the industry after the Second World War. Doc Seaman's war record was itself remarkable; he flew 82 successful combat missions out of North Africa as a sub-hunting pilot, earning a Government of France citation for bravery.

An original Calgary Flames owner, Doc Seaman followed the team passionately. Besides bringing the Flames to Calgary, he was a key player in building the Saddledome and bringing the 1988 Olympic Winter Games to Calgary.

A true hockey fan, Doc Seaman found a small group of visionaries to save Canadian hockey from mediocrity at a time when the European game was becoming dominant. Canada's five straight junior hockey gold medal wins have their roots in Project 75, now called the Seaman Hotchkiss Hockey Foundation. He was a strong supporter of Hockey Canada's grassroots development program.

Among his numerous awards and achievements, Doc Seaman was the founding governor of the Hockey Canada Foundation in 1979; named an Officer, Order of Canada in 1993; elected to the Alberta Sports Hall of Fame in 2007; and received the Alberta Order of Excellence in 2008.

Doc Seaman became the second member of the Flames ownership group to be elected to the Hockey Hall of Fame. Harley N. Hotchkiss received the honour as a member of the Class of 2006. Daryl K. "Doc" Seaman passed away on Sunday, January 11, 2009, at the age of 86.



## HOCKEY HALL OF FAME

Brookfield Place, 30 Yonge Street, Toronto, Ontario | Phone: 416-360-7765 | www.hhof.com

### **AL MACINNIS - INDUCTED 2007 - PLAYER, 1981-94**

On November 12, 2007, Al MacInnis became the 10th member in the history of the Calgary Flames organization to be honoured with induction into the Hockey Hall of Fame.

Born Allan MacInnis on July 11, 1963, in Port Hood, Nova Scotia, he played junior hockey for the Kitchener Rangers beginning in 1980-81. During the summer of 1981, MacInnis was drafted in the first round, 15th overall, by the Flames. Although he played a handful of games for the Flames in both 1981-82 and 1982-83, MacInnis continued his junior career, which included a Memorial Cup championship in 1982.

After spending the early part of the 1983-84 season with the CHL's Colorado Flames, MacInnis became a full-time member of the Calgary

Flames blue line later that season, playing 51 games and scoring 11 goals and 34 assists for 45 points.

MacInnis spent 13 seasons with Calgary before moving to St. Louis, but left Alberta having evolved into one of the most effective defencemen in the NHL. While with the Flames, he played in eight All-Star Games, but more importantly, was a key component of a Stanley Cup championship for Calgary in 1989, the first in franchise history. For his contributions in the playoffs that spring, including 7 goals and 24 assists in 22 games, MacInnis was awarded the Conn Smythe Trophy. In 803 games played, MacInnis recorded 822 points as a member of the Flames. He also holds the career franchise record for assists (609).

### **HARLEY N. HOTCHKISS - INDUCTED 2006 - OWNER, 1980-2011**

On June 28, 2006, Flames co-owner Harley Hotchkiss received the prestigious honour of election to the Hockey Hall of Fame. Hotchkiss, the youngest of six children, was raised on a farm near Tillsonburg, Ontario. He spent his winters on the pond playing hockey, emulating his beloved Toronto Maple Leafs. His idol was Syl Apps. In addition to dreaming of playing in the NHL, the young Hotchkiss also planned a second career in the business world, just in case. The game of hockey was the beneficiary of Harley's practical side as he used his business success to ensure the growth and development of hockey in Canada.

An original member of the Flames ownership group, Harley Hotchkiss was among the group of local businessmen who introduced the National Hockey League to the City of Calgary in the spring of 1980. The pinnacle of their storied history occurred in 1989 when the Flames captured the Stanley Cup. Of his numerous contributions to the game, one of his most notable efforts and role on behalf of the NHL were to find a resolution to the NHL labour dispute that forced the cancellation of the 2004-05 season. Hotchkiss served six two-year terms as chairman of the NHL Board of Governors.

Harley Hotchkiss was an avid supporter of Hockey Canada and through his efforts the Flames continue to make annual financial contributions to Hockey Canada for the development and growth of the game. With the investment in bringing the NHL to Calgary, the purchase of the Flames funded the creation of the Centre of Excellence that offered coaching clinics, research in hockey development and sports injuries as well as athletic scholarships to Canadian universities. The introduction of Project 75, now known as the Seaman Hotchkiss Hockey Foundation, contributed over \$8 million that is distributed by Hockey Canada to benefit the game throughout the country.

His involvement in hockey reached from the grassroots to the top branch. As a young college athlete at Michigan State University, Harley Hotchkiss was a member of the 1950 Spartans varsity hockey club. His generosity for other like-minded hockey people was continuously demonstrated through his contributions for the construction of hockey arenas throughout Canada including Fox Valley, Saskatchewan, and Aylmer, Ontario. Harley Hotchkiss passed away on Wednesday, June 22, 2011.

### **PETER MAHER - INDUCTED 2006 - PLAY-BY-PLAY**

Calgary Flames play-by-play man Peter Maher was honoured by the Hockey Hall of Fame as the winner of the 2006 Foster Hewett Memorial Award. Maher was the voice of the Flames from 1981 until his retirement following the 2013-14 season. A native of Campbellton, New Brunswick, Maher's success as a hockey play-by-play voice led to his induction into the New Brunswick Sports Hall of Fame in 1996. Maher has also called

World Championship games, six NHL All-Star games, and the Stanley Cup Finals in 1980, 1986, 1989 and 2004.

The award, named in honour of the late Foster Hewett, is presented in recognition of members of the radio and television industry who have made outstanding contributions to their profession and to the game of hockey.

### **CLIFF FLETCHER - INDUCTED 2004 - GENERAL MANAGER, 1972-91**

After an outstanding 48-year career that continues in the NHL, Cliff Fletcher was elected to the Hockey Hall of Fame as a Builder in 2004. Fletcher began his hockey career in 1956 with the Montreal Canadiens organization, starting as a scout under Sam Pollock. He joined the St. Louis Blues, eventually earning the role of Assistant General Manager, and helped manoeuvre the Blues into the Stanley Cup Final during the first three years of the franchise's existence. Fletcher was hired as the inaugural General Manager of the Atlanta Flames. He helped orchestrate the franchise's subsequent move from Atlanta to Calgary in time for the 1980-81 season. During Fletcher's regime with the Flames, his teams made the playoffs 16 straight seasons and finished first in their division in 1987-88, 1988-89 and 1989-90. In 1988-89, the Calgary Flames won the Stanley Cup.

Lured to Toronto in 1991, Fletcher spent six seasons as chief operating officer, president and general manager of the Maple Leafs. He was named the 1993 Executive of the Year by The Hockey News. As a team, Toronto improved by an incredible 32 points from 67 points in 1991-92 to a franchise-high 99 points in 1992-93. Following two seasons with the Tampa Bay Lightning as senior advisor to the General Manager, Fletcher was hired by the Phoenix Coyotes as executive vice-president and general manager. He is currently a senior advisor for the Toronto Maple Leafs.





## HOCKEY HALL OF FAME

Brookfield Place, 30 Yonge Street, Toronto, Ontario | Phone: 416-360-7765 | www.hhof.com

### **GRANT FUHR - INDUCTED 2003 - PLAYER, 1999-2000, GOALTENDING CONSULTANT, 2000-02**

Following a career that saw him attain over 400 NHL wins and amass five Stanley Cup championships, fittingly, Grant Fuhr was elected to the Hockey Hall of Fame in his first year of eligibility. Although all five Cups (1984, 1985, 1987, 1988, 1990) were collected while backstopping the Edmonton Oilers, Fuhr completed his career as a member of the Calgary Flames.

On October 22, 1999, the Flames defeated the Florida Panthers and Fuhr attained his 400th career win and became only the sixth goaltender in NHL history to reach that milestone. Fuhr's accomplishments include six All-Star Game appearances, Vezina Trophy (1987), Jennings Trophy (1994) and two Canada Cup titles (1984 and 1987).

### **JOE MULLEN - INDUCTED 2000 - PLAYER, 1985-90**

In 345 career games with Calgary (1985-86 to 1989-90), Mullen recorded 388 points (190 G, 198 A). In 17 NHL seasons (1979-80 to 1996-97) with St. Louis, Calgary, Pittsburgh and Boston, the three-time Stanley Cup winner recorded 1,063 points (502 G, 561 A) in 1,062 games.

Mullen played in three NHL All-Star games (1989, 1990 and 1994). He has won the Lady Byng Trophy (1987, 1989), NHL First All-Star Team (1989), NHL +/- Leader (1989), and the Lester Patrick Trophy (1995).

### **MICHEL GOULET - INDUCTED 1998 - SCOUT, 2010-16**

Michel Goulet, a native of Peribonka, Quebec, played 1,089 regular season NHL games scoring 548 goals, 604 assists for 1,152 points and 825 penalty minutes. He started his pro career with the Birmingham Bulls in the World Hockey Association in 1978-79. Following the NHL/WHA merger, Goulet was declared eligible for the 1979 Entry Draft and was selected by the Quebec Nordiques. He spent 11 seasons with the Nordiques before being traded to the Chicago Blackhawks during the 1989-90 season. Goulet was inducted into the Hockey Hall of Fame in 1998, alongside former teammate Peter Stastny.

Goulet's number 16 was retired by the Nordiques before a large crowd at le Colisée de Québec where he enjoyed his most productive years. Goulet won two Stanley Cups with the Colorado Avalanche in 1996 and 2001 as director of player personnel.

### **GUY LAPOINTE - INDUCTED 1993 - ASSISTANT COACH & SCOUT, 1990-99**

Lapointe played 16 seasons in the NHL with the Montreal Canadiens, St. Louis Blues and Boston Bruins. One of the great players in the history of the game, Lapointe captured six Stanley Cup championships with the Canadiens (1971, 1973, 1976, 1977, 1978 and 1979). Lapointe, along

with teammates Serge Savard and Larry Robinson, formed one of the top defence corps in the NHL. In 884 career games, Lapointe recorded 622 points (171 G, 451 A).

### **LANNY McDONALD - INDUCTED 1992 - PLAYER, 1981-89, MANAGEMENT, 1989-2003**

On September 21, 1992, Lanny McDonald became the first Calgary Flames player to be inducted into the Hockey Hall of Fame. McDonald finished his NHL career with 500 goals, 506 assists and 1,006 points in 1,111 games—all milestone achievements. He played 492 career games with the Flames recording 406 points (215 G, 191 A). McDonald won the

Bill Masterton Trophy (1982-83), the King Clancy Memorial Trophy (1987-88) and was named NHL Man-of-the-Year in 1988-89. He still holds the Flames record for most goals in a season (66 G, 1982-83) and scored the go-ahead goal in Calgary's Stanley Cup clinching win at Montreal in 1989.

### **BOB JOHNSON - INDUCTED 1992 - HEAD COACH, 1982-87**

Robert "Badger Bob" Johnson was one of hockey's greatest boosters both in Calgary and throughout North America. He led Calgary to the franchise's first 40-win season in 1984-85 and posted a Flames coaching record of 193-155-52 in 400 games. Johnson posted a career coaching record of

234-188-58 with Calgary (1982-83 to 1986-87) and Pittsburgh (1990-91). He led the Penguins to a Stanley Cup championship in 1991. "It's a great day for hockey" is a remark hockey fans will always remember.

### **GLENN HALL - INDUCTED 1975 - GOALTENDING CONSULTANT, 1988-2000**

During his 18 seasons in the NHL, Glenn "Mr. Goalie" Hall posted a 2.51 GAA and was consistently recognized as a top goaltender, being selected to the All-Star Team 11 times. Hall led the NHL in shutouts for six seasons, including his rookie campaign when he won the Calder Trophy and had 84 regular season career shutouts. Hall still holds the record

for most consecutive games by a goaltender, with 502, and appeared in 906 league games. He captured three Vezina Trophies, the Conn Smythe Trophy, one Stanley Cup and 13 All-Star Game appearances. In 1988 the Chicago Blackhawks retired Hall's jersey.



## NHL ALL-STAR SELECTIONS

### PLAYERS VOTED TO END OF SEASON 1ST OR 2ND ALL-STAR TEAM

<b>JAROME IGINLA</b>	2008-09 (Calgary) 1st 2007-08 (Calgary) 1st 2003-04 (Calgary) 2nd 2001-02 (Calgary) 1st	<b>THEOREN FLEURY</b>	1994-95 (Calgary) 2nd
<b>DION PHANEUF</b>	2007-08 (Calgary) 1st	<b>GARY SUTER</b>	1987-88 (Calgary) 2nd
<b>MIIKKA KIPRUSOFF</b>	2005-06 (Calgary) 1st	<b>LANNY McDONALD</b>	1982-83 (Calgary) 2nd
<b>AL MacINNIS</b>	1993-94 (Calgary) 2nd 1990-91 (Calgary) 1st 1989-90 (Calgary) 1st 1988-89 (Calgary) 2nd 1986-87 (Calgary) 2nd	<b>BRAD McCRIMMON</b>	1987-88 (Calgary) 2nd
<b>JOE MULLEN</b>	1988-89 (Calgary) 1st	<b>MIKE VERNON</b>	1988-89 (Calgary) 2nd
<b>HAKAN LOOB</b>	1987-88 (Calgary) 1st		

### YOUNG STARS GAME

2003-04	Matthew Lombardi
2002-03	Jordan Leopold
2001-02	Robyn Regehr

### NHL ALL-ROOKIE TEAMS

2014-15	Johnny Gaudreau	1987-88	Joe Nieuwendyk
2005-06	Dion Phaneuf	1985-86	Gary Suter
1997-98	Derek Morris	1983-84	Hakan Loob
1996-97	Jarome Iginla	1983-84	Jamie Macoun
1989-90	Sergei Makarov		

### ALL-STAR GAME APPEARANCES

2015-16	Mark Giordano, Johnny Gaudreau	1989-90	Al MacInnis, Joe Mullen, Joe Nieuwendyk, Mike Vernon
2014-15	Mark Giordano, Johnny Gaudreau	1988-89	Joe Mullen, Gary Suter, Joe Nieuwendyk, Mike Vernon
2011-12	Jarome Iginla	1987-88	Al MacInnis, Brad McCrimmon, Gary Suter, Joe Nieuwendyk, Mike Vernon
2008-09	Jarome Iginla		
2007-08	Jarome Iginla (Named Team Captain for Western Conference), Dion Phaneuf		
2006-07	Mikka Kiprusoff, Dion Phaneuf	1986-87	Rendezvous '87
2003-04	Jarome Iginla	1985-86	Gary Suter
2002-03	Jarome Iginla	1984-85	Al MacInnis, Paul Reinhart
2001-02	Jarome Iginla	1983-84	Lanny McDonald
1999-00	Valeri Bure, Phil Housley	1982-83	Lanny McDonald
1998-99	Theoren Fleury	1981-82	Pekka Rautakallio
1997-98	Theoren Fleury	1980-81	Kent Nilsson
1996-97	Theoren Fleury	1979-80	Kent Nilsson (Atlanta)
1995-96	Theoren Fleury	1978-79	Challenge Cup
1994-95	No All-Star Game	1977-78	Bill Clement (Atlanta)
1993-94	Al MacInnis, Joe Nieuwendyk	1976-77	Tom Lysiak, Eric Vail (Atlanta)
1992-93	Gary Roberts, Mike Vernon	1975-76	Curt Bennett, Tom Lysiak (Atlanta)
1991-92	Gary Roberts, Al MacInnis, Theoren Fleury	1974-75	Curt Bennett, Tom Lysiak (Atlanta)
1990-91	Al MacInnis, Theoren Fleury, Gary Suter, Mike Vernon	1973-74	Al McDonough (Atlanta)
		1972-73	Randy Manery (Atlanta)

**FLAMES ALL-TIME TROPHY WINNERS**



**NHL PLAYER FOUNDATION AWARD**

OUTSTANDING CHARITABLE AND COMMUNITY WORK  
2015-16 | Mark Giordano  
2003-04 | Jarome Iginla




**MARK MESSIER LEADERSHIP AWARD**

BEST LEADER  
2008-09 | Jarome Iginla




**JACK ADAMS AWARD**

COACH OF THE YEAR  
2014-15 | Bob Hartley



**VEZINA TROPHY**

BEST GOALTENDER  
2005-06 | Miikka Kiprusoff



**WILLIAM M. JENNINGS TROPHY**

FEWEST GOALS AGAINST  
2005-06 | Miikka Kiprusoff



**MAURICE "ROCKET" RICHARD TROPHY**

MOST GOALS  
2003-04 | Jarome Iginla  
2001-02 | Jarome Iginla



**LESTER B. PEARSON AWARD**

MVP-VOTED BY PLAYERS  
2001-02 | Jarome Iginla



**ART ROSS TROPHY**

MOST POINTS  
2001-02 | Jarome Iginla



**BILL MASTERTON TROPHY**

DEDICATION  
1995-96 | Gary Roberts  
1982-83 | Lanny McDonald



**CONN SMYTHE TROPHY**

PLAYOFF MVP  
1988-89 | Al MacInnis



**LADY BYNG TROPHY**

SPORTSMANSHIP COMBINED WITH HIGH LEVEL OF PLAY  
2014-15 | Jiri Hudler  
1988-89 | Joe Mullen  
1986-87 | Joe Mullen  
1978-79 | Bob MacMillan



**KING CLANCY AWARD**

HUMANITARIAN CONTRIBUTION  
2003-04 | Jarome Iginla  
1994-95 | Joe Nieuwendyk  
1987-88 | Lanny McDonald



**CALDER MEMORIAL TROPHY**

TOP ROOKIE  
1989-90 | Sergei Makarov  
1987-88 | Joe Nieuwendyk  
1985-86 | Gary Suter  
1976-77 | Willi Plett  
1974-75 | Eric Vail

**ALKA-SELTZER TROPHY PLUS/MINUS AWARD** - 1990-91 | Theoren Fleury (tie) 1988-89 | Joe Mullen 1987-88 | Brad McCrimmon

**CALGARY FLAMES FOUNDATION**



**Because of you, over \$4 million is donated annually to southern Alberta**

The Calgary Flames Foundation strives to improve the lives of southern Albertans through the support of health and wellness, education, and amateur and grassroots sports. Thank you for your support of the Calgary Flames' charitable arm.



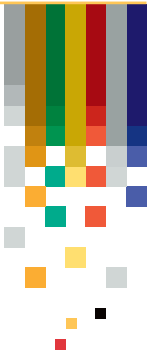
Rotary/Flames House



CALGARY FLAMES FOUNDATION



Foundation



## 2015-16 Annual Commitments

### GRANTS FUNDED



GRAND TOTAL - **\$2,791,137<sup>99</sup>**

#### HEALTH + WELLNESS

- \$250,000** YMCA Flames Grade 6 Membership Program
- \$152,295** Camp Kindle
- \$100,000** Alberta Children's Hospital Rotary/Flames House

#### EDUCATION

- \$50,000** Flames@School
- \$9,000** Post-Secondary Scholarships  
Medicine Hat University of Lethbridge  
Lethbridge College  
Red Deer College
- \$5,000** Reading...Give it a Shot!
- \$4,500** Post-Secondary Scholarships  
SAIT  
Mount Royal University  
University of Calgary

#### AMATEUR + GRASSROOTS SPORTS

- \$196,000** 50/50 Raffles  
Supporting Amateur Sports Teams
- \$125,000** Flames EvenStrength Program
- \$90,000** Novice Program
- \$70,000** CWHL, AJHL
- \$60,000** Post-Secondary Hockey Programs  
SAIT  
Mount Royal University  
University of Calgary
- \$50,000** HEROS  
Ignited by the Flames Foundation
- \$25,000** Comrie's Equipment Bank



Thank you for your support of  
the Calgary Flames Foundation



**CALGARY FLAMES FOUNDATION**

# CALLING ALL STUDENTS! FREE FLAMES PROGRAMS!

## FREE YMCA MEMBERSHIP



All Grade 6 students can head to any YMCA to sign up for a free membership. You'll also receive a free intro Flames package. Proof of age is required to receive the free membership.



## FLAMES @ SCHOOL



Teachers and parents—we want your kids to work out and eat right! Head to [flamesatschool.com](http://flamesatschool.com) for information and material that you can use at home or in the classroom to help kids develop a healthier lifestyle.



## FLAMES EVENSTRENGTH PROGRAM



Know someone who would like to play minor hockey but could use some financial assistance? For more information on how to apply, call 403-243-5773.



## READING...GIVE IT A SHOT!




Encourage your students to read for recreation, as well as education. This is an opportunity to promote literacy, strengthen existing reading programs in schools, encourage parents to share in their children's reading, and enhance community participation—and earn Flames player trading cards while they do it. Register your Kindergarten through Grade 6 classes for Reading...Give It A Shot by visiting [cepfoundation.com](http://cepfoundation.com)

## WE WANT YOU TO BE A PART OF OUR TEAM!

The Calgary Flames Foundation strives to improve the lives of southern Albertans through support of health and wellness, education and grassroots & amateur sports. For more information on any of these programs, please visit [calgaryflamesfoundation.com](http://calgaryflamesfoundation.com) and follow us on Twitter at @FlamesFdn for exclusive community content.



## COMMUNITY RELATIONS



Since its creation in 1983, the Calgary Flames Foundation has served as the charitable arm of the Calgary Flames Hockey Club, offering much-needed funding to varied and far-reaching charities. Continuously evolving over its years in operation, the Flames Foundation now provides millions of dollars in contributions to these key pillars: amateur and grassroots sports, health and wellness and education. In keeping with the original mandate of the ownership group, the Calgary Flames Foundation strives to bring positive change to the lives of thousands of southern Albertans.

### READING...GIVE IT A SHOT!

Entering into its 20th season, the Reading...Give It a Shot! program promotes the importance of literacy for Grades 4, 5 and 6 students and rewards them with Flames-themed bookmarks for every 100 minutes of reading.

Alongside the Calgary Educational Partnership Foundation (CEPF), the schools that participate in the program are entered into a draw to receive a visit from Flames players. Players do two school visits a season where they answer questions from the students and speak about the positive effects of literacy.

Harvey the Hound also promotes literacy to younger students eager to participate in the program. Harvey has his own set of bookmarks that students from kindergarten through Grade 3 can collect for achieving their own reading goals.

Over 22,000 students participated last season in both programs. Students who meet their goals or collect all 24 bookmarks are rewarded with tickets to a Flames game or Flames jersey.

For more information or to get your school involved please visit [www.cepfoundation.com](http://www.cepfoundation.com)



### WHEELCHAIR HOCKEY

For 36 years, the Calgary Flames have gone up against the mighty Townsend Tigers of the Alberta Children's Hospital in a game of wheelchair hockey. Despite the players' immense talent on the ice, the Flames have yet to defeat the Tigers in what has become a staple in the Calgary sports calendar. Following the game, the players sign autographs for the winning champions.

The Flames versus Tigers tradition began in 1981 and despite their defeats in the gym, the Flames are still winners at the Alberta Children's Hospital. The Calgary Flames Foundation and the Rotary Clubs of Calgary teamed up to donate \$2.5 million to help build Alberta's first hospice facility for children. Right next door to the Alberta Children's Hospital, Rotary/Flames House helps families who are in need of respite and palliative care.



### ANNUAL HOLIDAY VISIT TO THE ALBERTA CHILDREN'S HOSPITAL

Around the holiday season, the Calgary Flames make their annual visit to the Alberta Children's Hospital visiting young patients, along with distributing toys and signing autographs. The players also participate in an arts and crafts activity with a group of children from the hospital as well as make individual room visits.

### PUMPKIN CARVING

Every Halloween, Calgary Flames players and their significant others team up with families at the Ronald McDonald House to take part in carving pumpkins.

Ronald McDonald House® Southern Alberta provides a home away from home for out-of-town families with sick children receiving medical attention in a Calgary hospital.



### CALGARY FLAMES HEALTH TRAINING CAMP

Each season, the Calgary Flames and the Calgary Flames Foundation invite fans of all ages to take part in the Calgary Flames Health Training Camp at WinSport. This fun and informative event is completely free for both children and adults and promotes the importance of living active and healthy lifestyles. The event features a variety of fitness testing stations, a sports-registration area and interactive information stations that provide education on nutrition, wellness and proper exercise.



### FREE YMCA MEMBERSHIP

All Grade 6 students can head to any YMCA to sign up for a free membership. You'll also receive a free intro Flames package. Proof of age is required to receive the free membership.

### FLAMES @ SCHOOL

Teachers and parents—we want your kids to work out and eat right! Head to [flamesatschool.com](http://flamesatschool.com) for information and material that you can use at home or in the classroom to help kids develop a healthier lifestyle.

All content is exclusive Flames material that you cannot get anywhere else!

## PLAYER PROGRAMS



Through active community and player relations, the Calgary Flames endeavour to develop and implement impactful and high profile community relations programs while establishing relationships with schools, youth sports, minor hockey and other charitable foundations.

While the Flames team programs continue to give back to the community, many Flames players also have personal commitments to charities and initiatives with the Flames Foundation matching each player's donations up to \$25,000.

The players listed below have taken on additional personal commitments.

### T.J. BRODIE - SKATE IN STRIDES

T.J. Brodie continues to grow his Skate In Strides program alongside CARSTAR Collision and Glass Service in support of Cystic Fibrosis (CF) Canada. Known for his effortless skating, Brodie has created custom made skate guards and a Skate in Strides branded Calgary Flames hat with all proceeds being matched by Brodie and the Calgary Flames Foundation in support of Brodie's cousin who has CF. Now in its third season, T.J. has created a new version of the hat for the 2016-17 NHL season that along with the skate guards, will be sold at Calgary Flames FanAttic stores, CARSTAR Calgary locations and online at flamesport.com. Since its inception in 2014, Brodie's Skate In Strides initiative has raised over \$125,000 in support of Cystic Fibrosis Canada.

Brodie continues to also donate his time to CF by appearing at the Wrapping for a Cure event at Market Mall where shoppers have the opportunity to have their Christmas presents wrapped in exchange for making a donation to Cystic Fibrosis Canada.

### MATT STAJAN - THE NICU AT THE FOOTHILLS HOSPITAL AND THE ALBERTA CHILDREN'S HOSPITAL

Matt Stajan is the Flames Ambassador for the Alberta Children's Hospital, where he also donates a set of season's tickets to the hospital to distribute to patients, families and volunteers. Stajan and his wife, Katie also attend various events and volunteer at the hospital.

In partnership with KPMG, Stajan will donate \$300 for every point earned this season to the Neonatal Intensive Care Unit (NICU) at the Foothills Hospital.

### MIKAEL BACKLUND - THE ALS SOCIETY OF ALBERTA

Mikael Backlund continues to align himself with the ALS Society of Alberta, an organization near to Backlund and his girlfriend Frida's hearts. In partnership with KPMG, Backlund will donate \$200 for every point earned this season to the ALS Society of Alberta and will act as a spokesperson for the organization, attend events and promote their cause. Each month, Mikael and Frida will invite two families who are dealing with ALS, to a Flames home game where they will receive lower bowl seats along with a post-game meet and greet with Mikael.

Backlund also has a close relationship with both the Kids Cancer Care Foundation of Alberta and Special Olympics Calgary and will continue to support them by attending various events, donating tickets along with participating in Special Olympics floor hockey practices.

### MARK GIORDANO - TEAM GIORDANO

Mark Giordano and his wife Lauren continue to partner with the Calgary Board of Education on their Team Giordano community program. The initiative provides resources to four low-income Calgary schools to assist in meeting student needs and support personal student development. The funding supports the purchase of new computers, floor hockey equipment, school supplies and each child's own journal together with a program that provides students mentorship opportunities developed and supported by Mark and Lauren. As a way to help students create and achieve their own goals, every student in each Team Giordano school is encouraged and provided support to complete the Gio Journal describing the "5 G's" Mark believes are the keys to success in all walks of life.

In recognition of his community efforts last season, Giordano was named the recipient of the 2015-16 NHL Foundation Player Award presented annually to the player who applies the core values of hockey – commitment, perseverance and teamwork – to enrich the lives of people in his community. Now in its third season, Team Giordano in partnership with Pizza 73 and the Calgary Italian Open, has donated \$200,000 to its four schools, impacting the lives of 1,400 students.

### LANCE BOUMA AND SEAN MONAHAN - RONALD MCDONALD HOUSE CHARITIES SOUTHERN ALBERTA


Lance Bouma and Sean Monahan are official ambassadors to Ronald McDonald House Charities® Southern Alberta.

As ambassadors, Bouma and Monahan will donate tickets and make regular visits to the house. Along with the tickets, the selected child and their family will have the opportunity to meet both players following the game. Bouma and Monahan will also commit to attending various events held at the house including Halloween pumpkin carving, games and cooking nights.



**TEAM AWARDS**

**THE J.R. McCAIG MEMORIAL AWARD**



This award honours two Calgary Flames personnel, a player and staff member, who best exemplify Mr. McCaig's enduring virtues of respect, courtesy and compassion for all individuals he encountered both in his professional and everyday life.

The 2015-16 J.R. McCaig Memorial Award recipients were T.J. Brodie and Bernie Bajnok.

**PREVIOUS J.R. McCAIG MEMORIAL AWARD WINNERS**


2014-15	Kris Russell Lori Warner	2010-11	Tim Jackman Candice Goudie	2006-07	Stephane Yelle Gail Miller
2013-14	Matt Stajan Marc Leost	2009-10	Daymond Langkow Mike Duben	2005-06	Robyn Regehr Mark Stiles
2012-13	Lee Stempniak Geordie MacLeod	2008-09	Craig Conroy Luke Dauray		
2011-12	Mark Giordano Art Hernandez	2007-08	Jarome Iginla Bob Godun		

**BERNIE BAJNOK & T.J. BRODIE**



**TEAM AWARDS**

**THE RALPH T. SCURFIELD HUMANITARIAN AWARD**



This award is presented annually to the Calgary Flames player who best exemplifies the qualities of perseverance, determination and leadership on the ice combined with dedication to community service.

The 2015-16 Ralph T. Scurfield Humanitarian Award recipient was Mark Giordano.

**PREVIOUS RALPH T. SCURFIELD HUMANITARIAN AWARD WINNERS**

2014-15	Joe Colborne	2007-08	Dion Phaneuf	1999-00	Robyn Regehr	1992-93	Joel Otto
2013-14	Mikael Backlund	2006-07	Rhett Warrener	1998-99	Ed Ward	1991-92	Bob Johnson
2012-13	Matt Stajan	2005-06	Rhett Warrener	1997-98	Ed Ward	1990-91	Jamie Macoun
2011-12	Curtis Glencross	2003-04	Martin Gelinás	1996-97	Mike Sullivan	1989-90	Tim Hunter
2010-11	Cory Sarich	2002-03	Denis Gauthier	1995-96	Gary Roberts	1988-89	Lanny McDonald
2009-10	Craig Conroy	2001-02	Jarome Iginla	1994-95	Not awarded	1987-88	Jim Peplinski
2008-09	David Moss	2000-01	Jarome Iginla	1993-94	Al MacInnis	1986-87	Lanny McDonald





## TEAM AWARDS

### THE DICK DILLMAN AWARD



This award is voted on annually by Professional Hockey Writers Association (PHWA) members to honour the hard work of public relations staffs who make the extra effort to help promote and cover the National Hockey League and their teams. It is named in honour of late Minnesota North Stars PR extraordinaire Dick Dillman (1930-1988).

The 2015-16 Dick Dillman Award recipients were the Calgary Flames in the Western Conference and the Florida Panthers in the Eastern Conference.

### PREVIOUS DICK DILLMAN AWARD WINNERS

2014-15	Philadelphia Flyers Dallas Stars	2010-11	Boston Bruins Chicago Blackhawks	2006-07	Washington Capitals San Jose Sharks
2013-14	Boston Bruins Anaheim Ducks	2009-10	Washington Capitals San Jose Sharks	2005-06	Minnesota Wild
2012-13	Boston Bruins Anaheim Ducks	2008-09	Washington Capitals San Jose Sharks	2003-04	San Jose Sharks
2011-12	Philadelphia Flyers Nashville Predators	2007-08	Washington Capitals San Jose Sharks	1998-99	Dallas Stars Edmonton Oilers
				1995-96	Mighty Ducks of Anaheim
				1994-95	New Jersey Devils




PETER HANLON, GREGER BUER,  
KELSEY McCAY AND SEAN KELSO

THE  
**PLAYERS**







11 | MIKAEL  
**BACKLUND**

Centre | Shoots: Left | 6'1" | 200 lbs. | DOB: Mar. 17, 1989 | Vasteras, SWE

**DRAFTED:** Selected by Calgary in the first round (24th overall) in the 2007 NHL Draft

CAREER REGULAR SEASON									CAREER PLAYOFFS				
SEASON	CLUB	LEAGUE	GP	G	A	PTS	PIM	GP	G	A	PTS	PIM	
2005-06	Vasteras	SWE-2	12	2	2	4	14	-	-	-	-	-	
2006-07	Vasteras	SWE-1	18	1	2	3	14	-	-	-	-	-	
	Vasteras	SWE-2	7	5	4	9	8	5	1	0	1	4	
2007-08	Vasteras	SWE-1	37	9	4	13	24	-	-	-	-	-	
	Vasteras	SWE-2	9	7	6	13	20	-	-	-	-	-	
	SWE U-20	WJC	6	3	4	7	10	-	-	-	-	-	
2008-09	Vasteras	SWE-1	17	4	4	8	39	-	-	-	-	-	
	Calgary	NHL	1	0	0	0	0	-	-	-	-	-	
	Kelowna	WHL	28	12	18	30	26	19	13	10	23	26	
	SWE U-20	WJC	6	5	2	7	6	-	-	-	-	-	
2009-10	Abbotsford	AHL	54	15	17	32	26	13	1	8	9	14	
	Calgary	NHL	23	1	9	10	6	-	-	-	-	-	
	Sweden	WC	6	0	1	1	2	-	-	-	-	-	
2010-11	Calgary	NHL	73	10	15	25	18	-	-	-	-	-	
	Abbotsford	AHL	1	0	0	0	0	-	-	-	-	-	
	Sweden	WC	9	3	2	5	2	-	-	-	-	-	
2011-12	Calgary	NHL	41	4	7	11	16	-	-	-	-	-	
2012-13	Calgary	NHL	32	8	8	16	29	-	-	-	-	-	
	Vasteras IK	SWE-2	23	12	18	30	22	-	-	-	-	-	
2013-14	Calgary	NHL	76	18	21	39	32	-	-	-	-	-	
	Sweden	WC	10	5	3	8	29	-	-	-	-	-	
2014-15	Calgary	NHL	52	10	17	27	14	11	1	1	2	8	
2015-16	Calgary	NHL	82	21	26	47	28	-	-	-	-	-	
	Calgary	WC	8	3	1	4	4	-	-	-	-	-	
<b>TOTAL</b>	NHL		<b>380</b>	<b>72</b>	<b>103</b>	<b>175</b>	<b>143</b>	<b>11</b>	<b>1</b>	<b>1</b>	<b>2</b>	<b>8</b>	
	AHL		<b>55</b>	<b>15</b>	<b>17</b>	<b>32</b>	<b>26</b>	<b>13</b>	<b>1</b>	<b>8</b>	<b>9</b>	<b>14</b>	
	WHL		<b>28</b>	<b>12</b>	<b>18</b>	<b>30</b>	<b>26</b>	<b>19</b>	<b>13</b>	<b>10</b>	<b>23</b>	<b>26</b>	
	SWE-1		<b>72</b>	<b>14</b>	<b>10</b>	<b>24</b>	<b>77</b>	-	-	-	-	-	
	SWE-2		<b>39</b>	<b>24</b>	<b>28</b>	<b>52</b>	<b>50</b>	<b>5</b>	<b>1</b>	<b>0</b>	<b>1</b>	<b>4</b>	

**NHL HIGHLIGHTS**

**CAREER FIRSTS**

**FIRST NHL GAME:** vs. NYI on Jan. 8, 2009  
**FIRST NHL GOAL:** at PHX on Jan. 28, 2010  
**FIRST NHL ASSIST:** vs. EDM on Jan. 30, 2010

**LONGEST PERSONAL STREAKS**

**GOALS:** 4 games (1x), Jan. 7 – 15, 2015 (4G)  
**ASSISTS:** 4 games (1x), Mar. 28 – Apr. 4, 2010 (5A)  
**POINTS:** 8 games (1x), Feb. 27 – Mar. 14, 2015 (3G, 6A)

**CAREER HIGHS**

**GOALS:** 3 (1x), vs. VAN on Apr. 7, 2016  
**ASSISTS:** 3 (2x), Most Recent: vs. PIT on Nov. 7, 2015  
**POINTS:** 3 (5x), Most Recent: vs. VAN on Apr. 7, 2016 (3G)  
**SHOTS:** 9 (1x), at OTT on Mar. 30, 2014  
**PIM:** 17 (1x), vs. ANA on Apr. 19, 2013  
**PLUS/MINUS:** +3 (9x), Most Recent: vs. VAN on Apr. 7, 2016  
**MULTI-POINT GAMES:** 30, Most Recent: vs. VAN on Apr. 7, 2016 (3G)

**PLAYOFFS**

**2015:** 11 games – 2 points (1G, 1A)

**NHL/FLAMES AWARDS**

**2013-14:** Ralph T. Scurfield Humanitarian Award

**INTERNATIONAL**

**2008:** WJC – Team Sweden (Silver Medal – 3G, 4A)  
**2009:** WJC – Team Sweden (Silver Medal – 5G, 2A)  
**2010:** WC – Team Sweden (Bronze Medal – 1A)  
**2011:** WC – Team Sweden (Silver Medal – 3G, 2A)  
**2014:** WC – Team Sweden (Bronze Medal – 5G, 3A)  
**2016:** WC – Team Sweden (3G, 1A)  
**2016:** World Cup – Team Sweden

**PENALTY SHOTS**

Mar. 13, 2013 vs. DET (Gustavsson) – No Goal

**SHOOTOUTS**

0-of-4 (0.0%), 0 Game-Deciding Goals

**CAREER TRANSACTIONS | CONTRACT STATUS**

**CONTRACT:** Signed through 2017-18 season. Becomes an unrestricted free agent in 2018-19.

## 2015-16 HIGHLIGHTS

- Led the Flames with three shorthanded goals and a +10 and set career highs in goals (21), assists (26) and points (47) while playing in all 82 games
- Finished the season with 11 multi-point games, including two multi-goal tilts
- Recorded his first career NHL hat trick, scored for the third straight game and surpassed the 20-goal mark for the first time in his career (with 21) on Apr. 7 vs. VAN
- Had his first multi-goal game of the year, including the shorthanded game winner, and added an assist on Apr. 2 at EDM
- Recorded his 100th and 101st career assists on Mar. 16 vs. WPG
- Had a trio of first period assists to match a career high on Nov. 7 vs. PIT
- Played his 300th career NHL game on Oct. 10 at VAN

## CAREER HIGHLIGHTS

- Playing in his ninth NHL season, all with the Flames
- Made his NHL playoff debut in 2014-15 and scored Calgary's only postseason overtime winner
- Led all Flames in the 2014-15 regular season with two shorthanded goals
- Had career-high point (eight games) and goal-scoring (four) streaks in the second half of the season after returning from an injury
- In 2013-14, he led Calgary with four shorthanded goals, 63 takeaways and 628 faceoff wins
- Was the Flames' top rookie in 2010-11 with 10 goals, 15 assists and 25 points
- His Kelowna Rockets lost in the Memorial Cup final in 2008-09
- Had 23 points in 19 playoff games to help Kelowna win the WHL championship that season
- Made his NHL debut in the 2008-09 season before joining the Rockets

## CAREER VS. NHL

TEAM	GP	G	A	PTS	PIM
ANA	22	4	3	7	25
ARI	20	6	3	9	10
BOS	9	0	2	2	0
BUF	5	1	1	2	2
CAR	8	2	1	3	2
CHI	18	4	2	6	2
COL	19	2	10	12	10
CBJ	13	2	6	8	2
DAL	14	3	3	6	4
DET	16	4	3	7	6
EDM	26	6	13	19	12
FLA	6	1	3	4	2
LAK	19	2	2	4	10
MIN	22	4	5	9	4
MTL	7	0	0	0	2
NSH	17	4	4	8	16
NJD	7	0	3	3	2
NYI	8	1	2	3	2
NYR	6	1	0	1	0
OTT	10	1	3	4	2
PHI	7	2	1	3	4
PIT	6	2	4	6	0
SJS	24	4	10	14	10
STL	16	0	6	6	6
TBL	8	0	2	2	0
TOR	6	3	0	3	0
VAN	25	11	4	15	8
WSH	8	0	3	3	0
WPG	8	2	4	6	0
<b>TOTAL</b>	<b>380</b>	<b>72</b>	<b>103</b>	<b>175</b>	<b>143</b>

## CAREER PLAYOFFS VS. NHL

TEAM	GP	G	A	PTS	PIM
ANA	5	1	0	1	4
VAN	6	0	1	1	4
<b>TOTAL</b>	<b>11</b>	<b>1</b>	<b>1</b>	<b>2</b>	<b>8</b>



93 | SAM  
**BENNETT**

Centre | Shoots: Left | 6'1" | 195 lbs. | DOB: Jun. 20, 1996 | Birthplace: Holland Landing, ON

**DRAFTED:** Selected by Calgary in the first round (4th overall) in the 2014 NHL Draft

CAREER REGULAR SEASON								CAREER PLAYOFFS				
SEASON	CLUB	LEAGUE	GP	G	A	PTS	PIM	GP	G	A	PTS	PIM
2012-13	Kingston	OHL	60	18	22	40	87	4	0	3	3	2
2013-14	Kingston	OHL	57	36	55	91	118	7	5	4	9	18
2014-15	Kingston	OHL	11	11	13	24	14	4	0	3	3	4
	Calgary	NHL	1	0	1	1	0	11	3	1	4	8
2015-16	Calgary	NHL	77	18	18	36	37	-	-	-	-	-
	<b>TOTAL</b>	<b>NHL</b>	<b>78</b>	<b>18</b>	<b>19</b>	<b>37</b>	<b>37</b>	<b>11</b>	<b>3</b>	<b>1</b>	<b>4</b>	<b>8</b>
		<b>OHL</b>	<b>128</b>	<b>65</b>	<b>90</b>	<b>155</b>	<b>219</b>	<b>15</b>	<b>5</b>	<b>10</b>	<b>15</b>	<b>24</b>

**NHL HIGHLIGHTS**

**CAREER FIRSTS**

**FIRST NHL GAME:** at WPG on Apr. 11, 2015

**FIRST NHL GOAL:** at OTT on Oct. 28, 2015

**FIRST NHL ASSIST:** at WPG on Apr. 11, 2015

**LONGEST PERSONAL STREAKS**

**GOALS:** 3 games (1x), Jan. 11 – 16, 2015 (6G)

**ASSISTS:** 4 games (1x), Oct. 28 – Nov. 3, 2015 (4A)

**POINTS:** 4 games (1x), Oct. 28 – Nov. 3, 2015 (2G, 4A)

**CAREER HIGHS**

**GOALS:** 4 (1x), vs. FLA on Jan. 13, 2016

**ASSISTS:** 2 (1x), at SJS on Feb. 11, 2016

**POINTS:** 4 (1x), vs. FLA on Jan. 13, 2016 (4G)

**SHOTS:** 5 (1x), vs. FLA on Jan. 13, 2016

**PIM:** 5 (1x), vs. SJS on Jan. 11, 2016

**PLUS/MINUS:** +5 (1x), vs. FLA on Jan. 13, 2016

**TIME ON ICE:** 19:21 (1x), vs. ANA on Feb. 15, 2016

**MULTI-POINT GAMES:** 9, Most Recent: at ARI on Mar. 28, 2016 (2G)

**PLAYOFFS**

**2015:** 11 games – 4 points (3G, 1A)

**INTERNATIONAL**

**2013:** WU18 – Team Canada (Gold Medal – 3G, 4A)

**SHOOTOUTS**

0-of-1 (0.0%), 0 Game-Deciding Goals

**CAREER TRANSACTIONS/CONTRACT STATUS**

**CONTRACT:** Signed through 2016-17 season. Becomes a restricted free agent in 2017-18.

**2015-16 HIGHLIGHTS**

- Led Flames rookies with 18 goals, 18 assists and 36 points
- Finished the season with nine multi-point games, including three multi-goal tilts
- Named the NHL's 'Second Star' for the week ending Jan. 17 after he scored six goals in three games
- Became the youngest Flames player to record a hat trick and the third youngest NHL player ever to notch a four-goal game on Jan. 13 vs. FLA
- Scored his first regular season game winning goal and added an assist on Nov. 7 vs. PIT
- Had career-high assist and point streaks of four games from Oct. 28 - Nov. 4, during which he had six points (2G, 4A)
- Scored his first NHL regular season goal and added an assist for his first multi-point game in the league on Oct. 28 at OTT

**CAREER HIGHLIGHTS**

- Playing in his third NHL season, all with the Flames
- Made his NHL postseason debut in 2014-15 and featured in all 11 of Calgary's games
- Tied for third on the team with three playoff goals
- Scored his first NHL goal (the game winner) against Eddie Lack in Game 3 of the first round on Apr. 19, 2015 vs. VAN
- Played his first career NHL game and had an assist for his first point on Apr. 11, 2015 at WPG
- Missed the majority of the 2014-15 season with a shoulder injury and following his recovery in Calgary, returned to Kingston of the OHL and picked up 24 points (11G, 13A) in 11 games with the Frontenacs before adding three assists in their four postseason games
- Became Calgary's highest-ever draft pick when they chose him fourth overall in the 2014 NHL Entry Draft
- Led the Frontenacs in goals (36), assists (55), and points (91) and also had the highest plus/minus among forwards (+34) in 2013-14
- Kingston drafted him with their first choice (ninth overall) in the 2012 OHL Priority Draft

**CAREER VS. NHL**

TEAM	GP	G	A	PTS	PIM
ANA	5	1	1	2	2
ARI	4	2	0	2	2
BOS	2	0	0	0	0
BUF	2	0	0	0	4
CAR	2	0	0	0	2
CHI	3	0	0	0	2
COL	2	1	1	2	0
CBJ	2	2	0	2	0
DAL	3	0	0	0	2
DET	2	0	0	0	0
EDM	4	1	1	2	2
FLA	2	4	0	4	0
LAK	4	0	0	0	2
MIN	3	0	1	1	2
MTL	2	0	2	2	0
NSH	3	0	1	1	0
NJD	2	0	0	0	0
NYI	2	0	0	0	0
NYR	2	0	0	0	0
OTT	2	1	2	3	0
PHI	2	0	1	1	2
PIT	2	1	2	3	2
SJS	5	2	2	4	9
STL	2	0	0	0	0
TBL	2	1	0	1	0
TOR	2	0	1	1	2
VAN	5	2	1	3	2
WSH	2	0	1	1	0
WPG	3	0	2	2	0
<b>TOTAL</b>	<b>78</b>	<b>18</b>	<b>19</b>	<b>37</b>	<b>37</b>

**CAREER PLAYOFFS VS. NHL**

TEAM	GP	G	A	PTS	PIM
ANA	5	1	0	1	2
VAN	6	2	1	3	6
<b>TOTAL</b>	<b>11</b>	<b>3</b>	<b>1</b>	<b>4</b>	<b>8</b>



52 | BRANDON  
**BOLLIG**

Left Wing | Shoots: Left | 6'2" | 217 lbs. | DOB: Jan. 31, 1987 | Birthplace: St. Charles, MO

**DRAFTED:** Undrafted free agent signed by the Chicago Blackhawks

**ACQUIRED:** Trade from Chicago on June 28, 2014

CAREER REGULAR SEASON								CAREER PLAYOFFS				
SEASON	CLUB	LEAGUE	GP	G	A	PTS	PIM	GP	G	A	PTS	PIM
2005-06	Lincoln	USHL	58	8	8	16	175	9	1	2	3	12
2006-07	Lincoln	USHL	57	14	12	26	207	4	0	2	2	2
2007-08	Lincoln	USHL	58	15	16	31	211	8	2	4	6	40
2008-09	St. Lawrence	ECAC	36	6	7	13	51	-	-	-	-	-
2009-10	St. Lawrence	ECAC	42	7	18	25	83	-	-	-	-	-
	Rockford	AHL	3	1	1	2	7	-	-	-	-	-
2010-11	Rockford	AHL	55	4	0	4	115	-	-	-	-	-
2011-12	Rockford	AHL	53	3	6	9	163	-	-	-	-	-
	Chicago	NHL	18	0	0	0	58	4	1	0	1	19
2012-13	Rockford	AHL	35	5	4	9	157	-	-	-	-	-
	Chicago	NHL	25	0	0	0	51	5	0	0	0	2
2013-14	Chicago	NHL	82	7	7	14	92	15	0	1	1	16
2014-15	Calgary	NHL	62	1	4	5	88	11	2	0	2	38
2015-16	Calgary	NHL	54	2	2	4	103	-	-	-	-	-
<b>TOTAL</b>		<b>NHL</b>	<b>241</b>	<b>10</b>	<b>13</b>	<b>23</b>	<b>392</b>	<b>35</b>	<b>3</b>	<b>1</b>	<b>4</b>	<b>75</b>
		<b>Flames</b>	<b>116</b>	<b>3</b>	<b>6</b>	<b>9</b>	<b>191</b>	<b>11</b>	<b>2</b>	<b>0</b>	<b>2</b>	<b>38</b>
		<b>AHL</b>	<b>146</b>	<b>13</b>	<b>11</b>	<b>24</b>	<b>442</b>	-	-	-	-	-
		<b>ECAC</b>	<b>78</b>	<b>13</b>	<b>25</b>	<b>38</b>	<b>134</b>	-	-	-	-	-
		<b>USHL</b>	<b>173</b>	<b>37</b>	<b>36</b>	<b>73</b>	<b>593</b>	<b>21</b>	<b>3</b>	<b>8</b>	<b>11</b>	<b>54</b>

**NHL HIGHLIGHTS**

**CAREER FIRSTS**

**FIRST NHL GAME:** vs. TOR on Feb. 29, 2012

**FIRST NHL GOAL:** vs. WSH on Oct. 1, 2013

**FIRST NHL ASSIST:** vs. MIN on Oct. 26, 2013

**LONGEST PERSONAL STREAKS**

**GOALS:** 1 game (10x), Most Recent: Apr. 9, 2016 (1G)

**ASSISTS:** 1 game (13x), Most Recent: Feb. 21, 2016 (1A)

**POINTS:** 2 games (2x), Most Recent: Mar. 4 – 6, 2014 (1G, 1A)

**CAREER HIGHS**

**GOALS:** 1 (10x), Most Recent: at MIN on Apr. 9, 2016

**ASSISTS:** 1 (13x), Most Recent: at ANA on Feb. 21, 2016

**POINTS:** 2 (1x), at WPG on Nov. 2, 2013 (1G, 1A)

**SHOTS:** 6 (1x), at VAN on Jan. 29, 2014

**PIM:** 20 (1x), at STL on Apr. 2, 2015

**PLUS/MINUS:** +3 (1x), at WPG on Nov. 2, 2014

**TIME ON ICE:** 15:20 (1x), at NSH on Apr. 12, 2014

**MULTI-POINT GAMES:** 1, at WPG on Nov. 2, 2013 (1G, 1A)

**PLAYOFFS**

**2012, 2013, 2014, 2015:** 35 games – 4 points (3G, 1A)

**2013:** Stanley Cup, Clarence S. Campbell Bowl (Chicago)

**CAREER TRANSACTIONS / CONTRACT STATUS**

**2010:** Undrafted free agent signed by the Chicago Blackhawks.

**2014:** Traded to Calgary in exchange for a third round pick in the 2014 NHL Draft.

**CONTRACT:** Signed through 2016-17 season. Becomes an unrestricted free agent in 2017-18.

**2015-16 HIGHLIGHTS**

- Led the Flames in penalty minutes for the second straight season with 103 in 54 games
- Scored the game-tying goal on Apr. 9 at MIN
- Picked up his first assist of the season on Dec. 10 vs. BUF
- Played his 200th NHL game on Nov. 13 at WSH
- Scored his first goal of the year on Oct. 31 at EDM

**CAREER HIGHLIGHTS**

- Playing in his sixth NHL season, his third with the Flames
- In 2014-15, he played in all 11 of the Flames playoff games where he scored a pair of goals and added 38 PIMs
- Led Calgary with 88 PIMs in 62 regular season games in 2014-15
- Scored his first goal as a member of the Flames on Feb. 2, 2015 vs. WPG
- Picked up his first point (an assist) as a Flame on Oct. 14, 2014 at NSH
- In the 2013-14 season with Chicago, he set career highs in games played (82), goals (7), assists (7), points (14) and shots on goal (109)
- His 92 PIMs and 203 hits were both tops on the Blackhawks during that season
- Skated in five playoff tilts as part of the Hawks' 2012-13 Stanley Cup-winning team
- Recorded his first career multi-point game on Nov. 2, 2013 at WPG
- Led the Blackhawks with 51 PIMs in 2012-13
- Played parts of four seasons with Rockford of the AHL


**CAREER VS. NHL**

TEAM	GP	G	A	PTS	PIM
ANA	15	0	2	2	23
ARI	10	1	0	1	15
BOS	4	1	0	1	0
BUF	6	0	1	1	9
CGY	5	0	1	1	10
CAR	4	0	0	0	0
CHI	5	0	0	0	2
COL	12	0	1	1	0
CBJ	7	1	0	1	7
DAL	10	0	0	0	7
DET	6	0	1	1	0
EDM	11	1	1	2	15
FLA	4	0	0	0	7
LAK	16	0	0	0	24
MIN	13	1	1	2	15
MTL	5	0	1	1	0
NSH	13	0	2	2	9
NJD	4	0	0	0	0
NYI	5	0	0	0	26
NYR	4	1	0	1	7
OTT	7	0	0	0	23
PHI	5	0	1	1	16
PIT	5	0	0	0	4
SJS	8	0	0	0	6
STL	18	0	0	0	82
TBL	4	0	0	0	0
TOR	6	0	0	0	11
VAN	13	0	0	0	45
WSH	7	1	0	1	27
WPG	9	3	1	4	2
<b>TOTAL</b>	<b>241</b>	<b>10</b>	<b>13</b>	<b>23</b>	<b>392</b>

**CAREER PLAYOFFS VS. NHL**

TEAM	GP	G	A	PTS	PIM
ANA	5	1	0	1	14
ARI	4	1	0	1	19
BOS	2	0	0	0	0
LAK	6	0	1	1	2
MIN	6	0	0	0	4
STL	6	0	0	0	12
VAN	6	1	0	1	24
<b>TOTAL</b>	<b>35</b>	<b>3</b>	<b>1</b>	<b>4</b>	<b>75</b>





17 | LANCE  
**BOUMA**

Left Wing | Shoots: Left | 6'2" | 209 lbs. | DOB: Mar. 25, 1990 | Birthplace: Provost, AB

**DRAFTED:** Selected by Calgary in the third round (78th overall) in the 2008 NHL Draft

CAREER REGULAR SEASON							CAREER PLAYOFFS					
SEASON	CLUB	LEAGUE	GP	G	A	PTS	PIM	GP	G	A	PTS	PIM
2005-06	Vancouver	WHL	5	1	3	4	0	-	-	-	-	-
2006-07	Vancouver	WHL	49	3	5	8	31	22	3	3	6	12
2007-08	Vancouver	WHL	71	12	23	35	93	10	0	1	1	8
2008-09	Vancouver	WHL	48	9	16	25	116	17	7	5	12	30
2009-10	Vancouver	WHL	57	14	29	43	134	16	4	13	17	47
	Abbotsford	AHL	-	-	-	-	-	5	1	0	1	2
2010-11	Abbotsford	AHL	61	12	8	20	53	-	-	-	-	-
	Calgary	NHL	16	0	1	1	2	-	-	-	-	-
2011-12	Abbotsford	AHL	31	3	3	6	53	-	-	-	-	-
	Calgary	NHL	27	1	2	3	11	-	-	-	-	-
2012-13	Abbotsford	AHL	3	1	0	1	2	-	-	-	-	-
2013-14	Calgary	NHL	78	5	10	15	41	-	-	-	-	-
2014-15	Calgary	NHL	78	16	18	34	54	2	0	0	0	2
2015-16	Calgary	NHL	44	2	5	7	31	-	-	-	-	-
	<b>TOTAL</b>	<b>NHL</b>	<b>243</b>	<b>24</b>	<b>36</b>	<b>60</b>	<b>139</b>	<b>2</b>	<b>0</b>	<b>0</b>	<b>0</b>	<b>2</b>
		<b>AHL</b>	<b>95</b>	<b>16</b>	<b>11</b>	<b>27</b>	<b>108</b>	<b>5</b>	<b>1</b>	<b>0</b>	<b>1</b>	<b>2</b>
		<b>WHL</b>	<b>230</b>	<b>39</b>	<b>76</b>	<b>115</b>	<b>374</b>	<b>65</b>	<b>14</b>	<b>22</b>	<b>36</b>	<b>97</b>

**NHL HIGHLIGHTS**

**CAREER FIRSTS**

**FIRST NHL GAME:** vs. LAK on Feb. 5, 2011

**FIRST NHL GOAL:** vs. MIN on Jan. 7, 2012

**FIRST NHL ASSIST:** vs. CHI on Feb. 7, 2011

**LONGEST PERSONAL STREAKS**

**GOALS:** 2 games (2x), Most Recent: Feb. 18 – 20, 2015 (2G)

**ASSISTS:** 3 games (1x), Nov. 22 – 29, 2013 (3A)

**POINTS:** 3 games (1x), Nov. 22 – 29, 2013 (3A)

**CAREER HIGHS**

**GOALS:** 2 (2x), Most Recent: at NSH on Mar. 29, 2015

**ASSISTS:** 3 (1x), vs. FLA on Jan. 9, 2015

**POINTS:** 3 (1x), vs. FLA on Jan. 9, 2015 (3A)

**SHOTS:** 4 (8x), Most Recent: at CAR on Jan. 24, 2016

**PIM:** 20 (1x), vs. TOR on Mar. 13, 2015

**PLUS/MINUS:** +3 (3x), Most Recent: at ARI on Jan. 15, 2015

**TIME ON ICE:** 20:32 (1x), at PHI on Mar. 3, 2015

**MULTI-POINT GAMES:** 12, Most Recent: vs. COL on Mar. 18, 2016 (2A)

**PLAYOFFS**

**2015:** 2 games

**CAREER TRANSACTIONS / CONTRACT STATUS**

**CONTRACT:** Signed through 2017-18 season. Becomes an unrestricted free agent in 2018-19.

**2015-16 HIGHLIGHTS**

- Left the game on Apr. 5 with an oblique injury and missed the remainder of the regular season
- Had two shorthanded assists and was +2 on Mar. 18 vs. COL
- Had his first assist of the season on Feb. 19 vs. VAN
- Missed action from Jan. 13 - 21 with a leg laceration
- Scored his first goal of the season on Jan. 5 vs. TBL
- Missed Oct. 16 - Dec. 20 with a broken fibula
- Played his 200th career NHL game on Oct. 7 vs. VAN

**CAREER HIGHLIGHTS**


- Playing in his sixth NHL season, all with the Flames
- Made his NHL postseason debut on May 8, 2015 vs. ANA
- In the 2014-15 regular season, he set career highs in goals (16), assists (18), points (34), plus/minus (+10), PIMs (54) and game winning goals (4) and led the Flames and finished seventh in the NHL with 264 hits
- Had 10 multi-point games that year, including his first career three-point night on Jan. 9, 2015 vs. FLA and his first two multi-goal tilts (on Jan. 31, 2015 vs. EDM and on Mar. 29, 2015 at NSH)
- Suffered a hand injury blocking a shot on Apr. 7, 2015 and missed the final two regular season games and the first nine games of the playoffs
- Scored in back-to-back games for the first two times in his career (Nov. 2 - 4, 2014 and Feb. 18 - 20, 2015)
- Led the Flames with 181 hits in 2013-14
- Skated in three games with the Abbotsford Heat before missing the rest of the season with a knee injury in 2012-13
- In 2010-11, his six power play goals tied for the lead for the AHL's Abbotsford Heat
- Played five games in the 2009-10 AHL playoffs with the Heat where he scored his first professional goal
- Skated in five seasons for the WHL's Vancouver Giants and served as team captain in his final year

**CAREER VS. NHL**

TEAM	GP	G	A	PTS	PIM
ANA	20	1	5	6	14
ARI	18	1	2	3	16
BOS	5	0	0	0	6
BUF	5	0	1	1	0
CAR	6	1	1	2	0
CHI	7	1	2	3	0
COL	9	2	4	6	0
CBJ	5	0	0	0	2
DAL	9	0	2	2	6
DET	5	0	0	0	0
EDM	16	3	1	4	2
FLA	4	1	5	6	6
LAK	18	0	0	0	4
MIN	9	2	1	3	4
MTL	5	1	0	1	2
NSH	8	2	1	3	2
NJD	5	0	1	1	4
NYI	5	0	1	1	11
NYR	4	0	0	0	7
OTT	6	1	1	2	2
PHI	6	0	2	2	2
PIT	4	1	0	1	0
SJS	16	1	1	2	2
STL	10	0	1	1	0
TBL	4	1	0	1	0
TOR	6	0	0	0	22
VAN	17	1	3	4	16
WSH	4	2	0	2	5
WPG	7	2	1	3	4
<b>TOTAL</b>	<b>243</b>	<b>24</b>	<b>36</b>	<b>60</b>	<b>139</b>

**CAREER PLAYOFFS VS. NHL**

TEAM	GP	G	A	PTS	PIM
ANA	2	0	0	0	2
<b>TOTAL</b>	<b>2</b>	<b>0</b>	<b>0</b>	<b>0</b>	<b>2</b>



7 | T.J.  
**BRODIE**

Defence | Shoots: Left | 6'2" | 180 lbs. | DOB: Jun. 7, 1990 | Birthplace: Chatham, ON

**DRAFTED:** Selected by Calgary in the fourth round (114th overall) in the 2008 NHL Draft

CAREER REGULAR SEASON								CAREER PLAYOFFS					
SEASON	CLUB	LEAGUE	GP	G	A	PTS	PIM	GP	G	A	PTS	PIM	
2006-07	Saginaw	OHL	20	0	4	4	23	3	0	1	1	2	
2007-08	Saginaw	OHL	68	4	26	30	73	4	0	3	3	2	
2008-09	Saginaw	OHL	63	12	38	50	67	8	3	6	9	8	
2009-10	Saginaw	OHL	19	4	19	23	20	-	-	-	-	-	
	Barrie	OHL	46	3	30	33	38	17	1	14	15	14	
2010-11	Abbotsford	AHL	68	5	29	34	32	-	-	-	-	-	
	Calgary	NHL	3	0	0	0	2	-	-	-	-	-	
2011-12	Abbotsford	AHL	12	1	2	3	10	-	-	-	-	-	
	Calgary	NHL	54	2	12	14	14	-	-	-	-	-	
2012-13	Calgary	NHL	47	2	12	14	8	-	-	-	-	-	
	Canada	WC	7	0	1	1	0	-	-	-	-	-	
2013-14	Calgary	NHL	81	4	27	31	20	-	-	-	-	-	
2014-15	Calgary	NHL	81	11	30	41	30	11	1	4	5	0	
2015-16	Calgary	NHL	70	6	39	45	18	-	-	-	-	-	
<b>TOTAL</b>			<b>NHL</b>	<b>336</b>	<b>25</b>	<b>120</b>	<b>145</b>	<b>92</b>	<b>11</b>	<b>1</b>	<b>4</b>	<b>5</b>	<b>0</b>
			<b>AHL</b>	<b>80</b>	<b>6</b>	<b>31</b>	<b>37</b>	<b>42</b>	-	-	-	-	-
			<b>OHL</b>	<b>216</b>	<b>23</b>	<b>117</b>	<b>140</b>	<b>221</b>	<b>32</b>	<b>4</b>	<b>24</b>	<b>28</b>	<b>26</b>

**NHL HIGHLIGHTS**

**CAREER FIRSTS**

**FIRST NHL GAME:** at EDM on Oct. 7, 2010

**FIRST NHL GOAL:** at MIN on Nov. 27, 2011

**FIRST NHL ASSIST:** vs. CHI on Nov. 18, 2011

**LONGEST PERSONAL STREAKS**

**GOALS:** 2 games (2x), Most Recent: Mar. 28 – 30, 2016 (2G)

**ASSISTS:** 5 games (2x), Most Recent: Feb. 5 – 12, 2016 (6A)

**POINTS:** 7 games (1x), Nov. 28 – Dec. 15, 2015 (2G, 6A)

**CAREER HIGHS**

**GOALS:** 2 (1x), vs. FLA on Jan. 9, 2015

**ASSISTS:** 3 (3x), Most Recent: vs. OTT on Feb. 27, 2016

**POINTS:** 3 (3x), Most Recent: vs. OTT on Feb. 27, 2016 (3A)

**SHOTS:** 6 (1x), at OTT on Dec. 30, 2011

**PIM:** 6 (1x), at PIT on Dec. 12, 2014

**PLUS/MINUS:** +5 (1x), at EDM on Mar. 22, 2014

**TIME ON ICE:** 35:42 (1x), at VAN on Jan. 18, 2014

**MULTI-POINT GAMES:** 23, Most Recent: vs. OTT on Feb. 27, 2016 (3A)

**PLAYOFFS**

**2015:** 11 games – 5 points (1G, 4A)

**NHL/FLAMES AWARDS**

**2015-16:** J.R. "Bud" McCaig Award

**INTERNATIONAL**

**2013:** WC – Team Canada (1A)

**SHOOTOUTS**

0-of-3 (0.0%), 0 Game-Deciding Goals

**CAREER TRANSACTIONS / CONTRACT STATUS**

**CONTRACT:** Signed through 2019-20 season. Becomes an unrestricted free agent in 2020-21.

## 2015-16 HIGHLIGHTS

- Set new career highs for points (45) and assists (39) in a season despite missing 12 games
- Recorded eight multi-point games
- Tied his career high for assists and points in a game with a three-assist game on Feb. 27 vs. OTT
- Tied a career high with assists in five straight games from Feb. 5 – 12
- Recorded his 20th assist of the season on Jan. 24 at CAR, his third straight campaign with 20+ helpers
- Registered his 100th career assist on Jan. 21 at CBJ
- Played his 300th career game on Jan. 16 at EDM
- Had a career-high seven-game point streak (2G, 6A) Nov. 28 – Dec. 15
- Scored his first goal of the year and added an assist on Oct. 31 at EDM
- Made his season debut on Oct. 28 at OTT after he missed nine games due to a broken bone in his hand

## CAREER HIGHLIGHTS

- Playing in his seventh NHL season, all with the Flames
- In 2014-15, he played all 11 games for the Flames in his first NHL postseason where he had five points (1G, 4A) and a team-high 27:07 time on ice per game
- In the 2014-15 regular season, he set career highs in goals (11), plus/minus (+15), power play goals (3), shorthanded goals (1), game winning goals (3) and shots on goal (133)
- Led the Flames with 25:12 time-on-ice per game
- Had his first career multi-goal game on Jan. 9 vs. FLA, 2015 and had five other multi-point games
- Recorded his 100th NHL point with an assist on Mar. 30, 2015 at DAL
- Finished third on Calgary for assists with 27 in 2013-14 and had six multi-point games
- Started the 2012-13 season with the AHL's Abbotsford Heat before joining the Flames following the end of the NHL lockout
- In 2011-12, he led Flames rookies in points (14) and assists (12), which were also top-10 among NHL defencemen
- Skated in the 2011 AHL All-Star Game
- Played three games with Calgary to start the 2010-11 season

## CAREER VS. NHL

TEAM	GP	G	A	PTS	PIM
ANA	20	2	6	8	4
ARI	20	3	6	9	12
BOS	7	1	2	3	2
BUF	6	0	3	3	6
CAR	7	0	2	2	0
CHI	16	1	3	4	8
COL	15	0	4	4	0
CBJ	12	0	5	5	4
DAL	14	0	5	5	0
DET	11	0	5	5	4
EDM	23	2	8	10	6
FLA	8	2	2	4	2
LAK	21	2	4	6	2
MIN	17	1	5	6	8
MTL	7	0	6	6	0
NSH	15	4	6	10	4
NJD	7	3	0	3	0
NYI	6	0	3	3	2
NYR	5	1	2	3	0
OTT	8	0	3	3	0
PHI	7	1	2	3	0
PIT	6	0	2	2	6
SJS	20	0	10	10	12
STL	12	0	2	2	2
TBL	7	0	2	2	6
TOR	7	0	7	7	0
VAN	19	0	7	7	0
WSH	6	0	4	4	2
WPG	7	2	4	6	0
<b>TOTAL</b>	<b>336</b>	<b>25</b>	<b>120</b>	<b>145</b>	<b>92</b>

## CAREER PLAYOFFS VS. NHL

TEAM	GP	G	A	PTS	PIM
ANA	5	0	1	1	0
VAN	6	1	3	4	0
<b>TOTAL</b>	<b>11</b>	<b>1</b>	<b>4</b>	<b>5</b>	<b>0</b>



36 | TROY  
**BROUWER**

Right Wing | Shoots: Right | 6'3" | 213 lbs. | DOB: Aug. 17, 1985 | Birthplace: Vancouver, BC

**DRAFTED:** Selected by Chicago in the seventh round (214th overall) in the 2004 NHL Draft

**ACQUIRED:** Signed as a free agent on July 1, 2016

CAREER REGULAR SEASON								CAREER PLAYOFFS				
SEASON	CLUB	LEAGUE	GP	G	A	PTS	PIM	GP	G	A	PTS	PIM
2001-02	Moose Jaw	WHL	13	0	0	0	7	-	-	-	-	-
2002-03	Moose Jaw	WHL	59	9	12	21	54	13	1	2	3	14
2003-04	Moose Jaw	WHL	72	23	26	49	111	10	3	0	3	12
2004-05	Moose Jaw	WHL	71	22	25	47	132	5	1	2	3	8
2005-06	Moose Jaw	WHL	72	49	53	102	122	17	10	4	14	34
2006-07	Norfolk	AHL	66	41	38	79	70	6	1	0	1	4
	Chicago	NHL	10	0	0	0	7	-	-	-	-	-
2007-08	Rockford	AHL	75	35	19	54	154	12	5	4	9	16
	Chicago	NHL	2	0	1	1	0	-	-	-	-	-
2008-09	Rockford	AHL	5	2	6	8	20	-	-	-	-	-
	Chicago	NHL	69	10	16	26	50	17	0	2	2	12
2009-10	Chicago	NHL	78	22	18	40	66	19	4	4	8	8
2010-11	Chicago	NHL	79	17	19	36	38	7	0	0	0	11
2011-12	Washington	NHL	82	18	15	33	61	14	2	2	4	8
2012-13	Washington	NHL	47	19	14	33	28	7	1	1	2	10
2013-14	Washington	NHL	82	25	18	43	92	-	-	-	-	-
	Canada	WC	8	0	1	1	4	-	-	-	-	-
2014-15	Washington	NHL	82	21	22	43	53	14	0	3	3	10
2015-16	St. Louis	NHL	82	18	21	39	62	20	8	5	13	26
<b>TOTAL</b>		<b>NHL</b>	<b>613</b>	<b>150</b>	<b>144</b>	<b>294</b>	<b>457</b>	<b>98</b>	<b>15</b>	<b>17</b>	<b>32</b>	<b>85</b>
		<b>AHL</b>	<b>146</b>	<b>78</b>	<b>63</b>	<b>141</b>	<b>244</b>	<b>18</b>	<b>6</b>	<b>4</b>	<b>10</b>	<b>20</b>
		<b>WHL</b>	<b>287</b>	<b>103</b>	<b>116</b>	<b>219</b>	<b>426</b>	<b>45</b>	<b>15</b>	<b>8</b>	<b>23</b>	<b>68</b>

**NHL HIGHLIGHTS**

**CAREER FIRSTS**

**FIRST NHL GAME:** at COL on Dec. 23, 2006

**FIRST NHL GOAL:** vs. COL on Nov. 3, 2008

**FIRST NHL ASSIST:** vs. STL on Mar. 23, 2008

**LONGEST PERSONAL STREAKS**

**GOALS:** 3 games (4x), Most Recent: Oct. 29 – Nov. 2, 2014 (3G)

**ASSISTS:** 4 games (1x), Dec. 17 – 23, 2013 (1G, 5A)

**POINTS:** 4 games (10x), Most Recent: Mar. 29 – Apr. 4, 2016 (3G, 3A)

**CAREER HIGHS**

**GOALS:** 3 (1x), vs. TBL on Jan. 13, 2012

**ASSISTS:** 2 (16x), Most Recent: vs. BOS on Apr. 1, 2016

**POINTS:** 3 (4x), Most Recent: vs. TBL on Jan. 13, 2012 (3G)

**SHOTS:** 6 (6x), Most Recent: vs. PIT on Jan. 18, 2016

**PIM:** 19 (1x), at CBJ on Feb. 14, 2010

**PLUS/MINUS:** +3 (4x), Most Recent: vs. BOS on Apr. 1, 2016

**TIME ON ICE:** 23:43 (1x), vs. TBL on Dec. 10, 2013

**MULTI-POINT GAMES:** 55, Most Recent: at COL on Apr. 3, 2016 (1G, 1A)

**PLAYOFFS**

**2009, 2010, 2011, 2012, 2013, 2015, 2016:** 98 Games – 32 Points (15G, 17A)

**2010:** Stanley Cup, Clarence S. Campbell Bowl (Chicago)

**INTERNATIONAL**

**2014:** WC – Canada (1A)

**PENALTY SHOTS**

Feb. 4, 2012 vs. MTL (Budaj) – No Goal

Dec. 13, 2009 vs. TBL (Nittymaki) – No Goal

**SHOOTOUTS**

6-of-21 (28.6%), 3 Game-Deciding Goals

**CAREER TRANSACTIONS / CONTRACT STATUS**

**2011:** Traded to Washington in exchange for a first round pick in the 2011 NHL Draft.

**2015:** Traded to St. Louis with Phoenix Copley and a third round pick in the 2016 NHL Draft in exchange for T.J. Oshie.

**2016:** Signed as a free agent by the Calgary Flames

**CONTRACT:** Signed through the 2019-20 season. Becomes an unrestricted free agent in 2020-21.



## 2015-16 HIGHLIGHTS

- Had the best shooting percentage (22.9%) and the second-most hits (93) in the NHL postseason and he was also second on the Blues in goals (8)
- Recorded four multi-point games en route to a career-high 13 points in the playoffs
- Had his seventh straight regular season with 17-or-more goals (18) and 33-or-more points (39)
- Finished the season with nine multi-point games
- Tied a career high with a four-game point streak from Mar. 29 – Apr. 4
- Played his 600th career regular season game on Mar. 11 vs. ANA

## CAREER HIGHLIGHTS

- Playing in his 11th NHL season, his first with the Flames
- In 2014-15, he set a career high with 22 assists, while tying a career high with 43 points
- He also ranked second on Washington that season with eight power play goals
- Tallied three assists in 14 postseason games with the Capitals in 2014-15
- He served as an assistant captain for Washington between 2011 and 2014
- In 2013-14, he was second in team scoring behind only Alex Ovechkin with 25 regular season goals
- Recorded his 100th career assist on Mar. 29, 2014 vs. BOS
- Picked up his 200th NHL point when he scored on Mar. 5, 2014 at PHI
- Notched his 100th goal in the NHL on Feb. 27, 2014 at FLA
- Posted eight points (4G, 4A) in 19 postseason games in 2010, helping Chicago capture the Stanley Cup
- In 2006-07, he posted 79 points (41G, 38A) for the AHL's Norfolk Admirals and was named to the AHL All-Rookie Team, All-Star Game and Second All-Star Team
- In 2005-06, he earned the WHL's Bobby Clarke Trophy as the League's top point scorer (102 points – 49G, 53A)

## CAREER VS. NHL

TEAM	GP	G	A	PTS	PIM
ANA	20	6	4	10	4
ARI	19	6	3	9	11
BOS	19	0	11	11	4
BUF	18	5	4	9	13
CGY	22	7	7	14	16
CAR	25	10	3	13	18
CHI	10	2	1	3	6
COL	22	7	6	13	4
CBJ	30	5	10	15	65
DAL	22	6	6	12	11
DET	26	5	8	13	6
EDM	21	5	4	9	23
FLA	23	6	3	9	25
LAK	21	4	4	8	13
MIN	22	6	4	10	17
MTL	17	2	6	8	11
NSH	27	10	3	13	23
NJD	23	4	8	12	16
NYI	20	2	6	8	20
NYR	19	4	3	7	16
OTT	18	6	3	9	16
PHI	21	3	7	10	18
PIT	20	2	4	6	17
SJS	22	6	7	13	20
STL	20	3	4	7	10
TBL	22	10	3	13	8
TOR	18	5	5	10	13
VAN	20	4	5	9	12
WSH	4	0	0	0	0
WPG	22	9	2	11	21
<b>TOTAL</b>	<b>613</b>	<b>150</b>	<b>144</b>	<b>294</b>	<b>457</b>

## CAREER PLAYOFFS VS. NHL

TEAM	GP	G	A	PTS	PIM
BOS	7	2	0	2	8
CGY	6	0	0	0	2
CHI	7	1	1	2	10
DAL	7	4	4	8	8
DET	5	0	0	0	4
NSH	6	0	0	0	4
NYI	7	0	2	2	4
NYR	21	1	4	5	16
PHI	6	2	3	5	2
SJS	10	4	1	5	8
VAN	16	1	2	3	19
<b>TOTAL</b>	<b>99</b>	<b>15</b>	<b>17</b>	<b>32</b>	<b>85</b>



39 | ALEX  
**CHIASSON**

Right Wing | Shoots: Right | 6'4" | 202 lbs. | DOB: Oct. 1, 1990 | Birthplace: Montreal, QC

**DRAFTED:** Selected by Dallas in the second round (38th overall) in the 2009 NHL Draft

**ACQUIRED:** Trade from Ottawa on June 27, 2016

CAREER REGULAR SEASON									CAREER PLAYOFFS				
SEASON	CLUB	LEAGUE	GP	G	A	PTS	PIM		GP	G	A	PTS	PIM
2008-09	Des Moines	USHL	56	17	33	50	101		-	-	-	-	-
2009-10	Boston University	H-EAST	35	7	12	19	44		-	-	-	-	-
2010-11	Boston University	H-EAST	35	14	20	34	75		-	-	-	-	-
2011-12	Boston University	H-EAST	38	15	31	46	67		-	-	-	-	-
	Texas	AHL	9	1	4	5	9		-	-	-	-	-
2012-13	Texas	AHL	57	13	22	35	43		7	2	1	3	4
	Dallas	NHL	7	6	1	7	0		-	-	-	-	-
2013-14	Dallas	NHL	79	13	22	35	38		6	1	1	2	2
2014-15	Ottawa	NHL	76	11	15	26	67		4	0	0	0	0
2015-16	Ottawa	NHL	77	8	6	14	45		-	-	-	-	-
<b>TOTAL</b>			<b>NHL</b>	<b>239</b>	<b>38</b>	<b>44</b>	<b>82</b>	<b>150</b>	<b>10</b>	<b>1</b>	<b>1</b>	<b>2</b>	<b>2</b>
			<b>AHL</b>	<b>66</b>	<b>14</b>	<b>26</b>	<b>40</b>	<b>52</b>	<b>7</b>	<b>2</b>	<b>1</b>	<b>3</b>	<b>4</b>
			<b>H-EAST</b>	<b>108</b>	<b>36</b>	<b>63</b>	<b>109</b>	<b>186</b>	-	-	-	-	-
			<b>USHL</b>	<b>56</b>	<b>17</b>	<b>33</b>	<b>50</b>	<b>101</b>	-	-	-	-	-

**NHL HIGHLIGHTS**

**CAREER FIRSTS**

**FIRST NHL GAME:** at ANA on Apr. 3, 2013

**FIRST NHL GOAL:** at ANA on Apr. 5, 2013

**FIRST NHL ASSIST:** vs. LAK on Apr. 9, 2013

**LONGEST PERSONAL STREAKS**

**GOALS:** 3 games (1x), Oct 3 – 11, 2013 (3G)

**ASSISTS:** 2 games (3x), Most Recent: Mar. 19 – 21, 2015 (2A)

**POINTS:** 5 games (2x), Most Recent: Oct. 25 – Nov. 1, 2014 (2G, 3A)

**CAREER HIGHS**

**GOALS:** 2 (3x), Most Recent: vs. CGY on Oct. 24, 2013

**ASSISTS:** 3 (1x), at WSH on Apr. 1, 2014

**POINTS:** 3 (2x), Most Recent: at WSH on Apr. 1, 2014 (3A)

**SHOTS:** 7 (1x), vs. BUF on Mar. 3, 2014

**PIM:** 17 (1x), at PIT on Dec. 6, 2014

**PLUS/MINUS:** +3 (2x), Most Recent: at LAK on Jan. 16, 2016

**TIME ON ICE:** 20:09 (1x), at NSH on Dec. 12, 2013

**MULTI-POINT GAMES:** 9, Most Recent: vs. EDM on Feb. 14, 2015

**PLAYOFFS**

**2014, 2015:** 10 Games – 2 points (1G, 1A)

**PENALTY SHOTS**

Nov. 29, 2013 vs. CHI (Crawford) – No Goal

**SHOOTOUTS**

2-of-9 (22.2%), 1 Game-Deciding Goal

**CAREER TRANSACTIONS / CONTRACT STATUS**

**2014:** Traded to Ottawa with Alexander Guptill, Nick Paul, and a second round pick in the 2015 NHL Draft in exchange for Ludwig Karlsson and Jason Spezza.

**2016:** Traded to Calgary in exchange for Pat Sieloff

**CONTRACT:** Signed through the 2016-17 season. Becomes a restricted free agent in 2017-18.

**2015-16 HIGHLIGHTS**

- Notched the game winner on Mar. 30 at WPG
- Scored on back-to-back nights on Mar. 18 – 19
- Played in his 200th career NHL game on Dec. 30 vs. NJD
- Had his first assist of the season on Oct. 28 vs. CGY
- Scored his first goal of the year on Oct. 10 at TOR

**CAREER HIGHLIGHTS**

- Playing in his fifth NHL season, his first with the Flames
- Saw his first postseason action for the Senators in four games against Montreal in the 2014-15 playoffs
- Led all Dallas rookies with 35 points and 22 assists in 2013-14
- Became the first NHL rookie since 1992-93 to score nine goals in his first 10 games in the league, he also added a pair of assists over that span
- In 2012-13, he made his NHL debut, playing seven games, and he scored six goals over his first six games – becoming the first player in Stars franchise history to do so
- Spent three seasons with Boston University and led them in scoring during his final two campaigns

**CAREER VS. NHL**

TEAM	GP	G	A	PTS	PIM
ANA	8	2	0	2	4
ARI	6	0	0	0	4
BOS	10	0	2	2	4
BUF	10	3	1	4	7
CGY	7	3	3	6	6
CAR	8	2	0	2	4
CHI	10	1	2	3	2
COL	9	0	2	2	14
CBJ	8	1	0	1	9
DAL	4	1	2	3	0
DET	10	0	1	1	12
EDM	7	3	1	4	0
FLA	10	1	1	2	12
LAK	7	1	3	4	0
MIN	8	2	1	3	2
MTL	10	1	2	3	6
NSH	9	5	1	6	0
NJD	7	1	1	2	2
NYI	7	0	3	3	6
NYR	8	1	1	2	0
OTT	2	0	1	1	4
PHI	8	0	1	1	9
PIT	8	0	0	0	17
SJS	9	4	2	6	0
STL	8	1	0	1	2
TBL	10	0	1	1	12
TOR	10	1	3	4	8
VAN	7	0	4	4	2
WSH	6	1	3	4	2
WPG	8	3	2	5	0
<b>TOTAL</b>	<b>239</b>	<b>38</b>	<b>44</b>	<b>82</b>	<b>150</b>

**CAREER PLAYOFFS VS. NHL**

TEAM	GP	G	A	PTS	PIM
ANA	6	1	1	2	2
MTL	4	0	0	0	0
<b>TOTAL</b>	<b>10</b>	<b>1</b>	<b>1</b>	<b>2</b>	<b>2</b>



1 | BRIAN  
**ELLIOTT**

Goaltender | Catches: Left | 6'2" | 212 lbs. | DOB: Apr. 9, 1985 | Birthplace: Newmarket, ON

**DRAFTED:** Selected by Ottawa in the ninth round (291st overall) in the 2003 NHL Draft

**ACQUIRED:** Trade from St. Louis on June 24, 2016

CAREER REGULAR SEASON													CAREER PLAYOFFS									
SEASON	CLUB	LEAGUE	GP	W	L	OTL	MIN	GA	SO	GAA	SVS	SV%	GP	W	L	MIN	GA	SO	GAA	SVS	SV%	
2003-04	U. of Wisconsin	WCHA	6	3	3	0	336	12	0	2.14	124	.912	-	-	-	-	-	-	-	-	-	-
2004-05	U. of Wisconsin	WCHA	9	6	2	1	467	9	3	1.16	156	.945	-	-	-	-	-	-	-	-	-	-
2005-06	U. of Wisconsin	WCHA	35	27	5	3	2128	55	8	1.55	783	.938	-	-	-	-	-	-	-	-	-	-
2006-07	U. of Wisconsin	WCHA	36	15	17	2	2053	72	5	2.10	867	.923	-	-	-	-	-	-	-	-	-	-
	Binghamton	AHL	8	3	4	0	425	30	0	4.24	233	.886	-	-	-	-	-	-	-	-	-	-
2007-08	Ottawa	NHL	1	1	0	0	60	1	0	1.01	28	.966	-	-	-	-	-	-	-	-	-	-
	Binghamton	AHL	44	18	19	1	2394	112	2	2.81	1206	.915	-	-	-	-	-	-	-	-	-	-
2008-09	Ottawa	NHL	31	16	8	3	1667	77	1	2.77	709	.902	-	-	-	-	-	-	-	-	-	-
	Binghamton	AHL	30	18	8	1	1691	65	2	2.31	816	.926	-	-	-	-	-	-	-	-	-	-
2009-10	Ottawa	NHL	55	29	18	4	3038	130	5	2.57	1294	.909	4	1	2	203	14	0	4.14	81	.853	
2010-11	Ottawa	NHL	43	13	19	8	2293	122	3	3.19	1025	.894	-	-	-	-	-	-	-	-	-	-
	Colorado	NHL	12	2	8	1	690	44	0	3.83	360	.891	-	-	-	-	-	-	-	-	-	-
2011-12	St. Louis	NHL	38	23	10	4	2235	58	9	1.56	914	.940	8	3	4	455	18	0	2.37	169	.904	
2012-13	St. Louis	NHL	24	14	8	1	1292	49	3	2.28	477	.907	6	2	4	378	12	0	1.90	137	.919	
	Peoria	AHL	2	1	1	0	119	3	1	1.51	53	.946	-	-	-	-	-	-	-	-	-	-
2013-14	St. Louis	NHL	31	18	6	2	1624	53	4	1.96	628	.922	-	-	-	-	-	-	-	-	-	-
2014-15	St. Louis	NHL	46	26	14	3	2546	96	5	2.26	1054	.917	1	0	0	26	1	0	2.31	6	.857	
2015-16	St. Louis	NHL	41	23	8	6	2247	78	4	2.07	1035	.930	18	9	9	1058	43	1	2.44	503	.921	
	<b>TOTAL</b>	<b>NHL</b>	<b>323</b>	<b>165</b>	<b>99</b>	<b>16</b>	<b>17708</b>	<b>708</b>	<b>34</b>	<b>2.40</b>	<b>7524</b>	<b>.914</b>	<b>37</b>	<b>15</b>	<b>19</b>	<b>2120</b>	<b>88</b>	<b>1</b>	<b>2.49</b>	<b>896</b>	<b>.911</b>	
		<b>AHL</b>	<b>84</b>	<b>40</b>	<b>32</b>	<b>2</b>	<b>4629</b>	<b>210</b>	<b>5</b>	<b>2.72</b>	<b>2308</b>	<b>.917</b>	-	-	-	-	-	-	-	-	-	-
		<b>WCHA</b>	<b>86</b>	<b>51</b>	<b>27</b>	<b>6</b>	<b>4948</b>	<b>148</b>	<b>16</b>	<b>1.78</b>	<b>1984</b>	<b>.931</b>	-	-	-	-	-	-	-	-	-	-

**NHL HIGHLIGHTS**

**CAREER FIRSTS**

**FIRST NHL GAME:** at ATL on Oct. 10, 2007

**FIRST NHL WIN:** at ATL on Oct. 10, 2007

**FIRST NHL SHUTOUT:** at TBL on Mar. 29, 2009

**CAREER HIGHS**

**SAVES:** 46 (1x), vs. MTL on Jan. 16, 2016

**SHOTS FACED:** 49 (1x), vs. MTL on Jan. 16, 2016

**GOALS AGAINST:** 6 (5x), Most Recent: vs. ANA on Mar. 11, 2011

**SHUTOUT SEQUENCE:** 241:33, Mar. 15 – Apr. 4, 2012

**WIN STREAK:** 11 games (1x), Feb. 12 – Apr. 7, 2016

**STREAK WITHOUT REGULATION LOSS:** 13 games (1x), Feb. 6 – Apr. 7, 2016

**LOSING STREAK:** 4 games (1x), Jan. 8 – 16, 2011

**PLAYOFFS**

**2010, 2012, 2013, 2015, 2016:** 37 games – 15 wins, 2.49 GAA, .911 SV%

**NHL/FLAMES AWARDS**

**2011-12:** William M. Jennings Trophy

**ALL STAR GAMES**

**2012:** Ottawa (Team Alfredsson)

**2015:** Columbus (Team Foligno)

**PENALTY SHOTS**

Stopped 3-of-7 (Most Recent: vs. Andrew Ladd of CHI on Apr. 7, 2016 – SAVE)

**SHOOTOUTS**

102 saves on 154 attempts (.662 SV%), 22-22 record

**CAREER TRANSACTIONS / CONTRACT STATUS**

**2011:** Traded to Colorado in exchange for Craig Anderson.

**2011:** Signed as a free agent by the St. Louis Blues.

**2016:** Traded to Calgary in exchange for a second round pick in the 2016 NHL Draft and a conditional third round pick in the 2018 NHL Draft.

**CONTRACT:** Signed through the 2016-17 season. Becomes an unrestricted free agent in 2017-18.

**2015-16 HIGHLIGHTS**

- Posted a 9-9 record with a 2.44 goals against average, a .921 save percentage and one shutout in the playoffs to help the Blues to the Western Conference Final
- Finished the regular season with the best SV% (.930) and the second-best GAA (2.07) among qualified goalies in the NHL
- Won 28 games (including four shutouts) during the year to help the Blues to a 49-24-9 record and 107 points, a total that was second in the West and third in the NHL
- Had a career best 11-game winning streak from Feb. 12 – Apr. 7, including three straight shutouts from Mar. 19 – 25. In those 11 games, he allowed just 13 goals to record a 1.17 GAA and he stopped 276 of 289 shots which was good for a .955 SV%
- Started a career-high 18 straight games between Jan. 9 – Feb. 22
- Set career highs with 49 shots faced and 46 saves to earn his 150th career win on Jan. 16 vs. MTL
- Appeared in his 300th career game on Jan. 14 vs. CAR

**CAREER HIGHLIGHTS**

- Playing in his 10th NHL season, his first with the Flames
- Owns a number of St. Louis all-time goalie records, including most career shutouts for the franchise (25) and in 2011-12, he set the club's single-season record for shutouts (9), goals against average (1.56) and save percentage (.940)
- In 2014-15, he posted the second-most wins of his career (26) and he ranked ninth in the NHL in GAA (2.26)
- The 2013-14 season saw him finish second in the league with a 1.96 GAA
- He set a Blues record with three consecutive road shutouts from Apr. 7 – 11, 2013
- His record-setting 2011-12 season saw him and teammate Jaroslav Halak capture the William M. Jennings trophy as they combined for a 1.78 GAA
- He, along with Halak, tied a modern day NHL record for a goaltending tandem with 15 combined shutouts, while they became the first in NHL history to each record at least 6 shutouts in a season and the first in club history to each record 20 wins in a season
- In 2009-10, he finished the season tied for seventh in the NHL with five shutouts and a career-high 29 wins
- In 2008-09, he set a Senators franchise record for a rookie goaltender, winning eight consecutive games from Mar. 5 – 21
- In 2007, he finished his career at Wisconsin with school records in goals against average (1.78), save percentage (.931) and shutouts (16)
- In 2006, he captured the NCAA Championship at Wisconsin, and was a finalist for the Hobey Baker Award. He was an NCAA West First Team All-American and was named to the NCAA Championship All-Tournament Team


**CAREER VS. NHL**

TEAM	GP	W	L	T/O	GA	SA	SV	SV%	GAA	SO
ANA	10	1	5	3	30	267	237	.888	3.10	0
ARI	9	7	2	0	18	239	221	.925	2.00	2
BOS	13	3	6	3	37	334	297	.889	3.16	1
BUF	13	11	0	2	21	369	348	.943	1.68	2
CGY	12	8	3	0	19	272	253	.930	1.69	2
CAR	13	6	5	0	31	306	275	.899	2.77	0
CHI	16	6	7	1	35	401	366	.913	2.44	0
COL	10	6	2	2	21	227	206	.907	2.13	1
CBJ	10	6	3	1	23	251	228	.908	2.41	0
DAL	11	6	4	0	26	278	252	.906	2.75	0
DET	12	4	6	2	27	329	302	.918	2.38	1
EDM	12	9	3	0	26	283	257	.908	2.25	1
FLA	9	6	2	0	18	233	215	.923	2.32	1
LAK	11	3	4	2	19	276	257	.931	1.94	3
MIN	12	8	2	0	21	229	208	.908	2.18	2
MTL	12	5	3	1	32	330	298	.903	3.17	1
NSH	11	7	4	0	20	289	269	.931	1.98	3
NJD	7	3	4	0	15	141	126	.894	2.59	1
NYI	9	4	1	3	21	236	215	.911	2.45	0
NYR	8	2	5	1	20	204	184	.902	2.68	0
OTT	5	2	0	2	9	135	126	.933	1.93	0
PHI	10	6	4	0	21	286	265	.927	2.22	3
PIT	10	6	2	1	22	312	290	.929	2.43	1
SJS	11	5	3	1	23	282	259	.918	2.58	2
TBL	3	2	1	0	8	85	77	.906	2.67	0
TOR	13	6	5	1	31	346	315	.910	2.62	2
VAN	14	6	6	1	24	332	308	.928	1.83	3
WSH	11	6	3	0	33	281	248	.883	3.36	0
WPG	16	9	2	4	40	435	395	.908	2.56	0
TOTAL	323	165	99	32	708	8232	7524	.914	2.40	34

**CAREER PLAYOFFS VS. NHL**

TEAM	GP	W	L	GA	SA	SV	SV%	GAA	SO
CHI	7	4	3	18	254	236	.929	2.45	1
DAL	7	4	3	14	197	183	.929	2.16	0
LAK	10	2	8	25	238	213	.895	2.44	0
MIN	1	0	0	1	7	6	.857	2.31	0
PIT	4	1	2	14	95	81	.853	4.16	0
SJS	8	4	3	16	193	177	.917	2.20	0
TOTAL	37	15	19	88	984	896	.911	2.49	1





29 | DERYK  
**ENGELLAND**

Defence | Shoots: Right | 6'2" | 210 lbs. | DOB: Apr. 3, 1982 | Birthplace: Edmonton, AB

**DRAFTED:** Selected by New Jersey in the sixth round (194th overall) in the 2000 NHL Draft

**ACQUIRED:** Signed as a free agent on July 1, 2014

CAREER REGULAR SEASON									CAREER PLAYOFFS				
SEASON	CLUB	LEAGUE	GP	G	A	PTS	PIM	GP	G	A	PTS	PIM	
1998-99	Moose Jaw	WHL	2	0	0	0	0	-	-	-	-	-	
1999-00	Moose Jaw	WHL	55	0	5	5	62	4	0	0	0	0	
2000-01	Moose Jaw	WHL	65	4	11	15	157	4	0	0	0	10	
2001-02	Moose Jaw	WHL	56	7	10	17	102	12	0	2	2	27	
2002-03	Moose Jaw	WHL	65	3	8	11	199	13	1	1	2	20	
2003-04	Las Vegas	ECHL	35	2	11	13	63	2	0	0	0	0	
	Lowell	AHL	26	0	0	0	34	-	-	-	-	-	
2004-05	Las Vegas	ECHL	72	5	16	21	138	-	-	-	-	-	
2005-06	South Carolina	ECHL	35	3	13	16	20	-	-	-	-	-	
	Hershey	AHL	37	0	4	4	77	1	0	0	0	0	
2006-07	Hershey	AHL	44	4	6	10	95	14	0	0	0	14	
	Reading	ECHL	6	0	3	3	8	-	-	-	-	-	
2007-08	Wilkes-Barre/Scranton	AHL	80	2	15	17	141	23	1	3	4	14	
2008-09	Wilkes-Barre/Scranton	AHL	80	3	11	14	143	12	0	2	2	6	
2009-10	Wilkes-Barre/Scranton	AHL	71	5	6	11	121	4	0	1	1	7	
	Pittsburgh	NHL	9	0	2	2	17	-	-	-	-	-	
2010-11	Pittsburgh	NHL	63	3	7	10	123	-	-	-	-	-	
2011-12	Pittsburgh	NHL	73	4	13	17	56	6	0	1	1	14	
2012-13	Pittsburgh	NHL	42	0	6	6	54	7	0	0	0	8	
2013-14	Pittsburgh	NHL	56	6	6	12	58	-	-	-	-	-	
2014-15	Calgary	NHL	76	2	9	11	53	11	0	1	1	50	
2015-16	Calgary	NHL	69	3	9	12	54	-	-	-	-	-	
<b>TOTAL</b>		<b>NHL</b>	<b>388</b>	<b>18</b>	<b>52</b>	<b>70</b>	<b>415</b>	<b>24</b>	<b>0</b>	<b>2</b>	<b>2</b>	<b>72</b>	
		<b>Flames</b>	<b>145</b>	<b>5</b>	<b>18</b>	<b>23</b>	<b>107</b>	<b>11</b>	<b>0</b>	<b>1</b>	<b>1</b>	<b>50</b>	
		<b>AHL</b>	<b>338</b>	<b>14</b>	<b>42</b>	<b>56</b>	<b>611</b>	<b>54</b>	<b>1</b>	<b>6</b>	<b>7</b>	<b>41</b>	
		<b>ECHL</b>	<b>148</b>	<b>10</b>	<b>43</b>	<b>53</b>	<b>229</b>	<b>2</b>	<b>0</b>	<b>0</b>	<b>0</b>	<b>0</b>	
		<b>WHL</b>	<b>243</b>	<b>14</b>	<b>34</b>	<b>48</b>	<b>520</b>	<b>33</b>	<b>1</b>	<b>3</b>	<b>4</b>	<b>57</b>	

**NHL HIGHLIGHTS**

**CAREER FIRSTS**

**FIRST NHL GAME:** at BOS on Nov. 10, 2009

**FIRST NHL GOAL:** vs. TBL on Nov. 12, 2010

**FIRST NHL ASSIST:** vs. ANA on Nov. 16, 2009

**LONGEST PERSONAL STREAKS**

**GOALS:** 2 games (1x), Apr. 5 – 7, 2016 (2G, 1A)

**ASSISTS:** 3 games (1x), Nov. 25 – 29, 2011 (3A)

**POINTS:** 3 games (2x), Apr. 2 – 7, 2016 (2G, 2A)

**CAREER HIGHS**

**GOALS:** 2 (1x), vs. DAL on Mar. 25, 2015

**ASSISTS:** 2 (2x), Most Recent: at NSH on Mar. 29, 2015

**POINTS:** 2 (6x), Most Recent: vs. LAK on Apr. 5, 2016 (1G, 1A)

**SHOTS:** 5 (6x), Most Recent: at BOS on Mar. 1, 2016

**PIM:** 15 (1x), at OTT on Mar. 15, 2011

**PLUS/MINUS:** +4 (1x), vs. STL on Mar. 14, 2016

**TIME ON ICE:** 25:51 (1x), at PIT on Mar. 5, 2016

**MULTI-POINT GAMES:** 6, Most Recent: vs. LAK on Apr. 5, 2016 (1G, 1A)

**PLAYOFFS**

**2012, 2013, 2015:** 24 Games – 2 Points (0G, 2A)

**CAREER TRANSACTIONS / CONTRACT STATUS**

**2007:** Signed as a free agent by the Pittsburgh Penguins.

**2014:** Signed as a free agent by the Calgary Flames.

**CONTRACT:** Signed through 2016-17 season. Becomes an unrestricted free agent in 2017-18.

**2015-16 HIGHLIGHTS**

- Scored in back-to-back games for the first time in his NHL career on Apr. 5 – 7
- Recorded his first multi-point (1G, 1A) game of the season (and sixth of his career) on Apr. 5 vs. LAK
- Was a career-high +4 on Mar. 14 vs. STL
- Set a regular season career high with 25:51 TOI, had an assist and was +2 on Mar. 5 at PIT
- Tied his career high for shots in a game and led the Flames with five on Mar. 1 at BOS
- Scored his first goal of the year on Feb. 17 vs. MIN
- Recorded his first point of the season (an assist) on Oct. 28 at OTT

**CAREER HIGHLIGHTS**


- Playing in his eighth NHL season, his third with the Flames
- In 2014-15, he played in all 11 postseason games for Calgary where he had an assist and 50 PIMs
- Set a new Flames franchise record with 42 PIMs in Game 2 at VAN on Apr. 17, 2015
- Skated in a career-high 76 regular season games for the Flames in 2014-15
- Had two multi-point games, including his first career multi-goal game on Mar. 25, 2015 vs. DAL
- In the 2013-14 regular season he set a career high in goals (6) and finished fourth among Penguins defencemen in hits (116) despite playing in only 56 games
- He played a career high 26:18 in Game 3 of the Eastern Conference Final on Jun. 5, 2013 vs. BOS
- Recorded his first postseason point (assist) on Apr. 18, 2012 at PHI
- Made his NHL playoff debut on Apr. 11, 2012 vs. PHI
- Set career highs in assists (13), points (17), and plus/minus (+10) in 2011-12 for Pittsburgh
- Played parts of seven seasons for three ECHL (Las Vegas, South Carolina, Reading) and three AHL (Lowell, Hershey, Wilkes-Barre/Scranton) franchises
- Spent his entire five-season junior career with the WHL's Moose Jaw Warriors

**CAREER VS. NHL**

TEAM	GP	G	A	PTS	PIM
ANA	15	1	3	4	17
ARI	12	0	0	0	25
BOS	18	0	3	3	10
BUF	16	3	2	5	9
CGY	3	0	0	0	18
CAR	13	1	2	3	20
CHI	9	0	0	0	7
COL	9	1	1	2	6
CBJ	10	2	3	5	4
DAL	8	2	1	3	10
DET	7	0	0	0	12
EDM	14	0	1	1	14
FLA	11	0	5	5	0
LAK	13	1	1	2	7
MIN	5	1	0	1	0
MTL	14	1	4	5	0
NSH	8	0	3	3	9
NJD	21	0	1	1	16
NYI	24	1	3	4	25
NYR	21	1	3	4	14
OTT	16	0	5	5	22
PHI	22	0	1	1	26
PIT	4	0	1	1	0
SJS	11	1	1	2	11
STL	11	0	1	1	28
TBL	13	1	1	2	27
TOR	14	0	1	1	26
VAN	13	1	2	3	26
WSH	18	0	1	1	7
WPG	15	0	2	2	19
<b>TOTAL</b>	<b>388</b>	<b>18</b>	<b>52</b>	<b>70</b>	<b>415</b>

**CAREER PLAYOFFS VS. NHL**

TEAM	GP	G	A	PTS	PIM
ANA	5	0	1	1	6
BOS	3	0	0	0	2
NYI	2	0	0	0	4
OTT	2	0	0	0	2
PHI	6	0	1	1	14
VAN	6	0	0	0	44
<b>TOTAL</b>	<b>24</b>	<b>0</b>	<b>2</b>	<b>2</b>	<b>72</b>



79 | MICHEAL  
**FERLAND**

Left Wing | Shoots: Left | 6'2" | 208 lbs. | DOB: Apr. 20, 1992 | Birthplace: Swan River, MB

**DRAFTED:** Selected by Calgary in the fifth round (133rd overall) in the 2010 NHL Draft

CAREER REGULAR SEASON								CAREER PLAYOFFS				
SEASON	CLUB	LEAGUE	GP	G	A	PTS	PIM	GP	G	A	PTS	PIM
2008-09	Beausejour	MJHL	1	0	0	0	0	-	-	-	-	-
2009-10	Brandon	WHL	61	9	19	28	85	15	3	1	4	8
2010-11	Brandon	WHL	56	23	33	56	110	6	4	2	6	4
2011-12	Brandon	WHL	68	47	49	96	84	8	3	3	6	6
2012-13	Saskatoon	WHL	26	8	21	29	18	4	0	0	0	2
	Brandon	WHL	4	1	1	2	4	-	-	-	-	-
	Abbotsford	AHL	7	0	0	0	10	-	-	-	-	-
	Utah	ECHL	3	0	1	1	5	-	-	-	-	-
2013-14	Abbotsford	AHL	25	6	12	18	31	-	-	-	-	-
2014-15	Adirondack	AHL	32	7	8	15	30	-	-	-	-	-
	Calgary	NHL	26	2	3	5	16	9	3	2	5	23
2015-16	Calgary	NHL	71	4	14	18	45	-	-	-	-	-
	<b>TOTAL</b>	<b>NHL</b>	<b>97</b>	<b>6</b>	<b>17</b>	<b>23</b>	<b>61</b>	<b>9</b>	<b>3</b>	<b>2</b>	<b>5</b>	<b>23</b>
		<b>AHL</b>	<b>64</b>	<b>13</b>	<b>20</b>	<b>33</b>	<b>71</b>	-	-	-	-	-
		<b>ECHL</b>	<b>3</b>	<b>0</b>	<b>1</b>	<b>1</b>	<b>5</b>	-	-	-	-	-
		<b>WHL</b>	<b>215</b>	<b>88</b>	<b>123</b>	<b>211</b>	<b>301</b>	<b>33</b>	<b>10</b>	<b>6</b>	<b>16</b>	<b>20</b>
		<b>MJHL</b>	<b>1</b>	<b>0</b>	<b>0</b>	<b>0</b>	<b>0</b>	-	-	-	-	-

**NHL HIGHLIGHTS**

**CAREER FIRSTS**

**FIRST NHL GAME:** vs. NSH on Oct. 31, 2014

**FIRST NHL GOAL:** at NSH on Mar. 29, 2015

**FIRST NHL ASSIST:** vs. NJD on Nov. 22, 2014

**LONGEST PERSONAL STREAKS**

**GOALS:** 1 game (6x), Most Recent: Feb. 29, 2016 (1G)

**ASSISTS:** 4 games (1x), Apr. 2 – 9, 2016 (4A)

**POINTS:** 4 games (1x), Apr. 2 – 9, 2016 (4A)

**CAREER HIGHS**

**GOALS:** 1 (6x), Most Recent: at PHI on Feb. 29, 2016

**ASSISTS:** 2 (1x), at ARI on Mar. 28, 2016

**POINTS:** 2 (2x), Most Recent: at ARI on Mar. 28, 2016 (2A)

**SHOTS:** 6 (1x), at COL on Jan. 2, 2016

**PIM:** 7 (1x), vs. WPG on Mar. 16, 2016

**PLUS/MINUS:** +2 (3x), Most Recent: at ARI on Mar. 28, 2016

**TIME ON ICE:** 20:55 (1x), vs. SJS on Jan. 11, 2016

**MULTI-POINT GAMES:** 2, Most Recent: at ARI on Mar. 28, 2016 (2A)

**PLAYOFFS**

**2015:** 9 games – 5 points (3G, 2A)

**PENALTY SHOTS**

Feb. 27, 2015 vs. NYI (Halak) – No Goal

**CAREER TRANSACTIONS / CONTRACT STATUS**

**CONTRACT:** Signed through 2016-17 season. Becomes a restricted free agent in 2017-18.

**2015-16 HIGHLIGHTS**

- Finished the season with two multi-point games, the first of his career on Jan. 11 vs. SJS (1G, 1A) and the second and his first multi-assist effort in the NHL on Mar. 28 at ARI
- Ended the campaign on a career-high four-game assist and point streak from Apr. 2 – 9 (4A)
- Had two other two-game point streaks during the year
- Set his high mark for penalty minutes with seven on Mar. 16 vs. WPG
- Registered his first regular season power play goal and set a career-high for time on ice with 20:55 on Jan. 11 vs. SJS
- Scored his first goal of the year on Nov. 28 at SJS

**CAREER HIGHLIGHTS**


- Playing in his third NHL season, all with the Flames
- Skated in nine playoff games for Calgary in 2014-15 and had five points (2G, 3A), a +3 rating and 23 PIMs
- Led the Flames in hits in each of Games 3 – 6 vs. VAN in the first round of the postseason
- Had his first career multi-goal game in Game 6 vs. VAN on Apr. 25, 2015
- Notched his first career game winning goal on his first career tally at NSH on Mar. 29, 2015
- Featured in 25 games for the AHL's Abbotsford Heat in 2013-14 before his season was cut short with a knee injury
- Split the 2012-13 season between two WHL teams (Saskatoon and Brandon) along with Abbotsford and the ECHL's Utah Grizzlies
- Played the first three seasons of his junior career with the Brandon Wheat Kings

**CAREER VS. NHL**

TEAM	GP	G	A	PTS	PIM
ANA	7	0	2	2	2
ARI	8	0	3	3	6
BOS	2	0	0	0	0
BUF	2	0	0	0	0
CAR	1	0	0	0	0
CHI	4	0	0	0	0
COL	3	0	1	1	4
CBJ	3	0	0	0	5
DAL	3	0	0	0	2
DET	3	0	0	0	2
EDM	5	0	2	2	2
FLA	2	0	0	0	0
LAK	5	0	2	2	0
MIN	3	0	2	2	2
MTL	1	0	0	0	0
NSH	4	1	0	1	0
NJD	4	0	1	1	4
NYI	2	0	0	0	0
NYR	2	0	0	0	7
OTT	1	0	0	0	0
PHI	3	1	0	1	0
PIT	1	0	0	0	0
SJS	7	2	2	4	2
STL	4	0	0	0	0
TBL	2	0	0	0	0
TOR	4	1	0	1	2
VAN	5	0	1	1	14
WSH	2	0	0	0	0
WPG	4	1	1	2	7
<b>TOTAL</b>	<b>97</b>	<b>6</b>	<b>17</b>	<b>23</b>	<b>61</b>

**CAREER PLAYOFFS VS. NHL**

TEAM	GP	G	A	PTS	PIM
ANA	3	1	0	1	2
VAN	6	2	2	4	21
<b>TOTAL</b>	<b>9</b>	<b>3</b>	<b>2</b>	<b>5</b>	<b>23</b>



67 | MICHAEL  
**FROLIK**

Right Wing | Shoots: Left | 6'1" | 194 lbs. | DOB: Feb. 17, 1988 | Birthplace: Kladno, CZE

**DRAFTED:** Selected by Florida in the first round (10th overall) in the 2006 NHL Draft

**ACQUIRED:** Signed as a free agent on July 1, 2015

CAREER REGULAR SEASON									CAREER PLAYOFFS				
SEASON	CLUB	LEAGUE	GP	G	A	PTS	PIM		GP	G	A	PTS	PIM
2004-05	Kladno	CZECH	27	3	1	4	6		1	0	0	0	0
	CZE U-20	WJC	10	5	3	8	29		-	-	-	-	-
2005-06	Kladno	CZECH	48	2	7	9	32		-	-	-	-	-
	CZE U-20	WJC	6	0	1	1	4		-	-	-	-	-
2006-07	Rimouski	QMJHL	52	31	42	73	40		-	-	-	-	-
	CZE U-20	WJC	6	4	2	6	4		-	-	-	-	-
2007-08	Rimouski	QMJHL	45	24	41	65	22		9	2	4	6	12
	CZE U-20	WJC	6	5	0	5	14		-	-	-	-	-
2008-09	Florida	NHL	79	21	24	45	22		-	-	-	-	-
2009-10	Florida	NHL	82	21	22	43	43		-	-	-	-	-
2010-11	Florida	NHL	52	8	21	29	16		-	-	-	-	-
	Chicago	NHL	28	3	6	9	14		7	2	3	5	2
	Czech Rep.	WC	9	3	2	5	0		-	-	-	-	-
2011-12	Chicago	NHL	63	5	10	15	22		4	2	1	3	0
	Czech Rep.	WC	10	2	1	3	0		-	-	-	-	-
2012-13	Chomutov	CZECH	32	14	10	24	22		-	-	-	-	-
	Chicago	NHL	45	3	7	10	8		23	3	7	10	6
2013-14	Winnipeg	NHL	81	15	27	42	12		-	-	-	-	-
	Czech Rep.	OLY	5	0	0	0	0		-	-	-	-	-
2014-15	Winnipeg	NHL	82	19	23	42	18		4	0	0	0	2
2015-16	Calgary	NHL	64	15	17	32	24		-	-	-	-	-
	<b>TOTAL</b>	<b>NHL</b>	<b>576</b>	<b>110</b>	<b>157</b>	<b>267</b>	<b>179</b>		<b>38</b>	<b>7</b>	<b>11</b>	<b>18</b>	<b>10</b>
		<b>Fliches</b>	<b>64</b>	<b>15</b>	<b>17</b>	<b>32</b>	<b>24</b>		-	-	-	-	-
		<b>CZECH</b>	<b>107</b>	<b>19</b>	<b>18</b>	<b>37</b>	<b>60</b>		<b>1</b>	<b>0</b>	<b>0</b>	<b>0</b>	<b>0</b>
		<b>QMJHL</b>	<b>97</b>	<b>55</b>	<b>83</b>	<b>138</b>	<b>62</b>		<b>9</b>	<b>2</b>	<b>4</b>	<b>6</b>	<b>12</b>

**NHL HIGHLIGHTS**

**CAREER FIRSTS**

**FIRST NHL GAME:** vs. ATL on Oct. 11, 2008

**FIRST NHL GOAL:** at NJD on Nov. 20, 2008

**FIRST NHL ASSIST:** at ANA on Nov. 9, 2008

**LONGEST PERSONAL STREAKS**

**GOALS:** 3 games (4x), Most Recent: Mar. 4 – 10, 2015 (3G)

**ASSISTS:** 4 games (1x), Dec. 8 – 14, 2008 (1G, 4A)

**POINTS:** 8 games (1x), Feb. 21 – Mar. 12, 2015 (5G, 3A)

**CAREER HIGHS**

**GOALS:** 3 (2x), Most Recent: vs. STL on Mar. 14, 2016

**ASSISTS:** 2 (22x), Most Recent: vs. WPG on Mar. 16, 2016

**POINTS:** 3 (10x), Most Recent: vs. WPG on Mar. 16, 2016 (1G, 2A)

**SHOTS:** 9 (1x), vs. EDM on Dec. 7, 2009

**PIM:** 15 (1x), vs. COL on Dec. 5, 2009

**PLUS/MINUS:** +4 (1x), Most Recent: vs. FLA on Jan. 13, 2015

**TIME ON ICE:** 23:20 (1x), vs. BOS on Dec. 27, 2009

**MULTI-POINT GAMES:** 50, Most Recent: vs. WPG on Mar. 16, 2016 (1G, 2A)

**PLAYOFFS**

**2011, 2012, 2013, 2015:** 38 games – 18 points (7G, 11A)

**2013:** Stanley Cup, Clarence S. Campbell Bowl (Chicago)

**INTERNATIONAL**

**2004:** WU18 – Team Czech Republic (Bronze Medal)

**2005:** WU18 – Team Czech Republic (3G, 1A)

**2005:** WJC – Team Czech Republic (Bronze Medal – 3G, 1A)

**2006:** WU18 – Team Czech Republic (Bronze Medal – 2G, 3A)

**2006:** WJC – Team Czech Republic (1A)

**2007:** WJC – Team Czech Republic (4G, 2A)

**2008:** WJC – Team Czech Republic (5G)

**2011:** WC – Team Czech Republic (Bronze Medal – 3G, 2A)

**2012:** WC – Team Czech Republic (Bronze Medal – 2G, 1A)

**2014:** Olympics – Team Czech Republic

**2016:** World Cup – Team Czech Republic (1A)

**PENALTY SHOTS**

Jan. 20, 2009 vs. ATL (Lehtonen) – Goal

**SHOOTOUTS**

2-of-15 (13.3%), 1 Game-Deciding Goal

**CAREER TRANSACTIONS / CONTRACT STATUS**

**2011:** Traded to Chicago with Alexander Salak in exchange for Hugh Jessiman, Jack Skille and David Pacan.

**2013:** Traded to Winnipeg for third and fifth round picks in the 2013 NHL Entry Draft.

**2015:** Signed as a free agent by the Calgary Flames.

**CONTRACT:** Signed through 2019-20 season. Becomes an unrestricted free agent in 2020-21.

## 2015-16 HIGHLIGHTS

- Finished the season with seven multi-point games, including three multi-goal games
- Named to the Czech Republic's roster for the 2016 World Cup of Hockey
- Scored and added a pair of assists, becoming just the second Flames player in five years with consecutive three-point games, on Mar. 16 vs. WPG
- Notched his second career hat trick and was the first Flames player with two shorthanded tallies in a game since Jan. 1998 on Mar. 14 vs. STL
- Had a pair of goals, including his 100th career NHL goal on Nov. 24 at ANA
- Had his first career hat trick, including the game winner, on Oct. 31 at EDM
- Had a pair of assists for his first points and first multi-point outing for Calgary on Oct. 13 vs. STL
- Made his Flames debut on Oct. 7 vs. VAN

## CAREER HIGHLIGHTS

- Playing in his ninth NHL season, his second with the Flames
- In 2014-15, he played in all four of Winnipeg's postseason games
- Finished tied for fifth in the NHL with three shorthanded goals in the 2014-15 regular season
- Had multiple points in five games and was one of only two Jets skaters to play all 82 tilts
- Skated in his 500th career NHL game on Mar. 17, 2015 vs. SJS
- Set a career high with 27 assists in 2013-14 for Winnipeg
- Scored two goals in his Jets debut, including the game winner, on Oct. 1, 2013 at EDM
- Played all 23 playoff games for Chicago in 2012-13 where he had 10 points (3G, 7A) as the Blackhawks won the Stanley Cup
- Became the first skater in Chicago's franchise playoff history to convert a penalty shot in Game 6 of the 2010-11 Western Conference Quarterfinals on Apr. 24
- In 2009-10, he led Florida in shots on goal (219), was second in goals (21), and third in points (43) and power play goals (5)
- His 2008-09 rookie campaign with the Panthers saw him post 11 multi-point games en route to a career-high 45 points, including the first of two consecutive career-best 21 goal campaigns
- Those 21 tallies were tied for fifth among NHL rookies
- After his arrival from the Czech Republic, he spent his two-year junior career with Rimouski of the QMJHL

## CAREER VS. NHL

TEAM	GP	G	A	PTS	PIM
ANA	20	2	4	6	2
ARI	22	3	2	5	6
BOS	20	0	3	3	16
BUF	17	6	5	11	4
CGY	16	4	4	8	6
CAR	24	7	6	13	10
CHI	15	2	3	5	6
COL	22	2	7	9	8
CBJ	20	2	3	5	6
DAL	23	4	6	10	2
DET	19	2	8	10	2
EDM	16	6	2	8	4
FLA	8	1	5	6	2
LAK	16	3	6	9	6
MIN	22	5	5	10	6
MTL	19	5	2	7	8
NSH	28	4	6	10	4
NJD	17	5	8	13	6
NYI	17	1	8	9	4
NYR	17	2	4	6	0
OTT	14	2	5	7	2
PHI	17	6	10	16	6
PIT	18	1	8	9	6
SJS	20	2	4	6	8
STL	26	5	5	10	6
TBL	23	2	3	5	10
TOR	18	6	7	13	6
VAN	20	7	3	10	4
WSH	23	7	7	14	6
WPG	19	6	8	14	17
<b>TOTAL</b>	<b>576</b>	<b>110</b>	<b>157</b>	<b>267</b>	<b>179</b>

## CAREER PLAYOFFS VS. NHL

TEAM	GP	G	A	PTS	PIM
ANA	4	0	0	0	2
ARI	4	2	1	3	0
BOS	6	0	4	4	2
DET	7	1	1	2	2
LAK	5	0	1	1	2
MIN	5	2	1	3	0
VAN	7	2	3	5	2
<b>TOTAL</b>	<b>38</b>	<b>7</b>	<b>11</b>	<b>18</b>	<b>10</b>





13 | JOHNNY  
**GAUDREAU**

Left Wing | Shoots: Left | 5'9" | 157 lbs. | DOB: Aug. 13, 1993 | Birthplace: Salem, NJ

**DRAFTED:** Selected by Calgary in the fourth round (104th overall) in the 2011 NHL Draft

CAREER REGULAR SEASON								CAREER PLAYOFFS				
SEASON	CLUB	LEAGUE	GP	G	A	PTS	PIM	GP	G	A	PTS	PIM
2010-11	Dubuque	USHL	60	36	36	72	36	11	5	6	11	6
2011-12	Boston College	H-EAST	44	21	23	44	20	-	-	-	-	-
2012-13	Boston College	H-EAST	35	21	30	51	29	-	-	-	-	-
	USA U-20	WJC	7	7	2	9	4	-	-	-	-	-
2013-14	Boston College	H-EAST	40	36	44	80	14	-	-	-	-	-
	Calgary	NHL	1	1	0	1	0	-	-	-	-	-
	USA	WC	7	2	8	10	0	-	-	-	-	-
2014-15	Calgary	NHL	80	24	40	64	14	11	4	5	9	6
2015-16	Calgary	NHL	79	30	48	78	20	-	-	-	-	-
		<b>TOTAL</b>	<b>NHL</b>	<b>160</b>	<b>55</b>	<b>88</b>	<b>143</b>	<b>34</b>	<b>11</b>	<b>4</b>	<b>5</b>	<b>9</b>
		<b>H-EAST</b>	<b>119</b>	<b>78</b>	<b>97</b>	<b>175</b>	<b>63</b>	-	-	-	-	-
		<b>USHL</b>	<b>60</b>	<b>36</b>	<b>36</b>	<b>72</b>	<b>36</b>	<b>11</b>	<b>5</b>	<b>6</b>	<b>11</b>	<b>6</b>

**NHL HIGHLIGHTS**

**CAREER FIRSTS**

**FIRST NHL GAME:** at VAN on Apr. 13, 2014  
**FIRST NHL GOAL:** at VAN on Apr. 13, 2014  
**FIRST NHL ASSIST:** at WPG on Oct. 19, 2014

**LONGEST PERSONAL STREAKS**

**GOALS:** 3 games (1x), Dec. 20 – 27, 2014 (6G)  
**ASSISTS:** 8 games (1x), Feb. 15 – 29, 2016 (3G, 9A)  
**POINTS:** 8 games (1x), Feb. 15 – 29, 2016 (3G, 9A)

**CAREER HIGHS**

**GOALS:** 3 (3x), Most Recent: vs. WPG on Dec. 22, 2015  
**ASSISTS:** 3 (1x), vs. STL on Mar. 14, 2016  
**POINTS:** 4 (1x), vs. BOS on Dec. 4, 2015 (3G, 1A)  
**SHOTS:** 7 (2x), Most Recent: at ANA on Jan. 21, 2015  
**PIM:** 4 (1x), vs. BOS on Feb. 16, 2015  
**PLUS/MINUS:** +4 (1x), vs. BOS on Dec. 4, 2015  
**TIME ON ICE:** 25:05 (1x), vs. SJS on Mar. 7, 2016  
**MULTI-POINT GAMES:** 34, Most Recent: vs. LAK on Apr. 5, 2016 (2A)

**PLAYOFFS**

**2015:** 11 games – 9 points (4G, 5A)

**ALL-STAR GAMES**

**2015:** Columbus (Team Toews – 2A)  
**2016:** Nashville (Pacific Division – 1G, 2A)

**INTERNATIONAL**

**2013:** WJC – Team USA (Gold Medal – 7G, 2A)  
**2014:** WC – Team USA (2G, 8A)  
**2016:** World Cup – Team North America (2G, 2A)

**SHOOTOUTS**

3-of-11 (27.2%), 1 Game-Deciding Goals

**CAREER TRANSACTIONS / CONTRACT STATUS**

**CONTRACT:** Signed through 2015-16 season. Becomes a restricted free agent in 2016-17.

**2015-16 HIGHLIGHTS**

- Finished the campaign tied for sixth in the NHL in points (78) and tied for first in overtime points with eight (3G, 5A)
- His 20 multi-point games were the most by a Flames player in 2015-16 and his eight multi-goal games were tied for the most by any skater in the NHL
- Set a new career high with three assists on Mar. 14 vs. STL
- Had the second-fastest pair of goals by one player in franchise history (10 seconds) and added an assist on Mar. 9 vs. NSH
- Named to Team North America for the 2016 World Cup of Hockey
- Had career-high eight-game assist and point streaks from Feb. 15 – 29
- Named to the NHL All-Star Game on Jan. 6 and was named NHL Player of the Month for December
- Registered his 100th career point and his second hat trick of the month on Dec. 22 vs. WPG
- Set a career high with four points, including a hat trick and the overtime winner on Dec. 4 vs. BOS
- Played his 100th career game on Nov. 15 at CHI

**CAREER HIGHLIGHTS**

- Playing in his fourth NHL season, all with the Flames
- In 2014-15, he skated in all 11 playoff games for the Flames where he led the team with nine points and was tied for most goals with four
- Picked up three points (1G, 2A) and was a +3 in the clinching Game 6 tilt on Apr. 25, 2015 vs. VAN
- Recorded his first career postseason point (assist) on Apr. 17, 2015 at VAN and his first goal on Apr. 21, 2015 vs. VAN
- In the regular season, he was a finalist for the Calder Memorial Trophy for NHL Rookie of the Year after leading freshmen in assists (40) and tying for the most points with 64
- Led all NHL rookie forwards in ice time with 17:43 per game
- Recorded 14 multi-point games, including four multi-goal efforts
- Voted NHL Rookie of the Month for December 2014 and March 2015
- Was chosen as one of six rookies to play in the NHL All-Star Game Skills Competition and was an injury replacement in the All-Star Game where he had two assists for Team Toews
- Scored in his NHL debut on Apr. 13, 2014 at VAN
- Won the Hobey Baker Award as the NCAA's top men's hockey player in 2013-14 as he led Boston College to a semi-final finish in the NCAA Division 1 Tournament
- Was a finalist for the Hobey Baker in his sophomore season in 2012-13 and was the Hockey East Player of the Year
- Won the NCAA's National Championship in 2011-12 as a freshman for Boston College

**CAREER VS. NHL**

TEAM	GP	G	A	PTS	PIM
ANA	9	3	6	9	4
ARI	9	3	5	8	2
BOS	4	4	2	6	6
BUF	4	3	1	4	0
CAR	4	1	1	2	0
CHI	6	1	4	5	2
COL	6	1	1	2	0
CBJ	3	1	1	2	2
DAL	6	3	2	5	0
DET	4	0	4	4	0
EDM	10	6	0	6	4
FLA	4	2	2	4	0
LAK	9	4	7	11	2
MIN	6	1	1	2	0
MTL	4	1	4	5	2
NSH	6	3	4	7	0
NJD	4	0	4	4	2
NYI	4	1	1	2	2
NYR	4	2	2	4	0
OTT	4	2	3	5	2
PHI	4	1	5	6	0
PIT	4	3	1	4	0
SJS	10	1	6	7	0
STL	6	0	5	5	0
TBL	4	0	2	2	0
TOR	3	1	2	3	2
VAN	10	3	7	10	2
WSH	4	0	2	2	0
WPG	5	4	3	7	0
<b>TOTAL</b>	<b>160</b>	<b>55</b>	<b>88</b>	<b>143</b>	<b>34</b>

**CAREER PLAYOFFS VS. NHL**

TEAM	GP	G	A	PTS	PIM
ANA	3	1	0	1	2
VAN	6	2	2	4	21
<b>TOTAL</b>	<b>9</b>	<b>3</b>	<b>2</b>	<b>5</b>	<b>23</b>



5 | MARK  
**GIORDANO**

Defence | Shoots: Left | 6'1" | 201 lbs. | DOB: Oct. 3, 1983 | Birthplace: Toronto, ON

**DRAFTED:** Undrafted free agent signed by the Calgary Flames

CAREER REGULAR SEASON								CAREER PLAYOFFS				
SEASON	CLUB	LEAGUE	GP	G	A	PTS	PIM	GP	G	A	PTS	PIM
2001-02	Brampton	OPJHL	48	11	26	37	59	-	-	-	-	-
2002-03	Owen Sound	OHL	68	18	30	48	109	4	1	3	4	2
2003-04	Owen Sound	OHL	65	14	35	49	72	7	1	3	4	5
2004-05	Lowell	AHL	66	6	10	16	85	11	0	1	1	41
2005-06	Omaha	AHL	73	16	42	58	141	-	-	-	-	-
	Calgary	NHL	7	0	1	1	8	-	-	-	-	-
2006-07	Omaha	AHL	5	0	2	2	8	3	0	1	1	2
	Calgary	NHL	48	7	8	15	36	4	1	0	1	0
2007-08	Moscow	Russia	50	4	9	13	89	-	-	-	-	-
2008-09	Calgary	NHL	58	2	17	19	59	-	-	-	-	-
2009-10	Calgary	NHL	82	11	19	30	81	-	-	-	-	-
	Canada	WC	7	3	1	4	10	-	-	-	-	-
2010-11	Calgary	NHL	82	8	35	43	67	-	-	-	-	-
2011-12	Calgary	NHL	61	9	18	27	75	-	-	-	-	-
2012-13	Calgary	NHL	47	4	11	15	40	-	-	-	-	-
2013-14	Calgary	NHL	64	13	33	47	63	-	-	-	-	-
2014-15	Calgary	NHL	61	11	37	48	37	-	-	-	-	-
2015-16	Calgary	NHL	82	21	35	56	54	-	-	-	-	-
	<b>TOTAL</b>	<b>NHL</b>	<b>592</b>	<b>87</b>	<b>214</b>	<b>301</b>	<b>520</b>	<b>4</b>	<b>1</b>	<b>0</b>	<b>1</b>	<b>0</b>
		<b>AHL</b>	<b>139</b>	<b>22</b>	<b>52</b>	<b>74</b>	<b>226</b>	<b>14</b>	<b>0</b>	<b>2</b>	<b>2</b>	<b>43</b>
		<b>OHL</b>	<b>133</b>	<b>32</b>	<b>65</b>	<b>97</b>	<b>181</b>	<b>11</b>	<b>2</b>	<b>6</b>	<b>8</b>	<b>7</b>

**NHL HIGHLIGHTS**

**CAREER FIRSTS**

**FIRST NHL GAME:** at STL on Jan. 30, 2006

**FIRST NHL GOAL:** at TOR on Oct. 14, 2006

**FIRST NHL ASSIST:** at VAN on Apr. 8, 2006

**LONGEST PERSONAL STREAKS**

**GOALS:** 3 games (1x), Mar. 14 – 18, 2016 (3G, 2A)

**ASSISTS:** 6 games (1x), Oct. 31 – Nov. 10, 2014 (3G, 8A)

**POINTS:** 9 games (2x), Most Recent: Oct. 28 – Nov. 15, 2014 (5G, 9A)

**CAREER HIGHS**

**GOALS:** 2 (3x), Most Recent: vs. EDM on Dec. 27, 2015

**ASSISTS:** 3 (2x), Most Recent: vs. BOS on Feb. 16, 2015

**POINTS:** 3 (4x), Most Recent: vs. DET on Oct. 23, 2015 (2G, 1A)

**SHOTS:** 9 (1x), at PHX on Mar. 15, 2014

**PIM:** 12 (1x), at VAN on Jan. 9, 2010

**PLUS/MINUS:** +5 (1x), at EDM on Mar. 22, 2014

**TIME ON ICE:** 33:32 (1x), at VAN on Jan. 18, 2014

**MULTI-POINT GAMES:** 51, Most Recent: vs. LAK on Apr. 5, 2016 (1G, 1A)

**PLAYOFFS**

**2007:** 4 games – 1 point (1G, 0A)

**NHL/FLAMES AWARDS**

**2011-12:** J.R. "Bud" McCaig Award

**2015-16:** Ralph T. Scurfield Humanitarian Award

**2015-16:** NHL Foundation Player Award

**ALL-STAR GAMES**

**2015:** Columbus (Team Toews – 1A)

**2016:** Nashville (Pacific Division – 1A)

**INTERNATIONAL**

**2010:** WC – Team Canada (3G, 1A)

**CAREER TRANSACTIONS / CONTRACT STATUS**

**2004:** Undrafted free agent signed by the Calgary Flames.

**2007:** Signed as a free agent by HC Dynamo Moscow.

**2008:** Signed as a free agent by the Calgary Flames.

**CONTRACT:** Signed through 2021-22 season. Becomes an unrestricted free agent in 2022-23.

**2015-16 HIGHLIGHTS**

- Finished the season tied for second among NHL defencemen in goals (21), a share of fourth in power play goals (9) and sixth in points (56)
- Set career highs for points (56), goals (21) and power play goals (9)
- Had 13 multi-point games, including two multi-goal tilts
- Became the first Flames defenceman in 21 years to score over 20 goals
- Set a career high when he scored in three straight from Mar. 14 – 18
- Recorded the 200th assist of his career on Feb. 3 vs. CAR
- Named to his second consecutive NHL All-Star Game on Jan. 6
- Had his second career multi-goal effort (including the overtime winner) and matched a career high with three points (2G, 1A) on Oct. 23 vs. DET

**CAREER HIGHLIGHTS**

- Playing in his 10th NHL season, all with the Flames
- In 2014-15, he finished fifth on the Flames in regular season scoring with 48 points, despite missing the final 20 games of the season and the entire playoffs with a bicep injury
- Was leading all NHL defencemen in scoring when he was sidelined
- He recorded eight multi-point games during that year
- Played in his 500th career NHL game on Feb. 2, 2015 vs. WPG
- Was named to the 2015 NHL All-Star team where he had an assist and a game-high +6 for Team Toews
- Became the first Flames player in six years to be the NHL's "First Star" when he was honoured for his performance in November 2015
- Recorded four straight multi-point games from Nov. 2 – 8, 2014
- In the 2013-14 campaign, he was sixth among NHL defencemen in goals (13), 11th in points (47), and tied for fifth in power play goals (7), all of which led Calgary blueliners
- Led the Flames in power play goals (7) and plus/minus (+12) and finished second on the Flames in points and assists (33), despite missing 18 games with a broken ankle
- Named the 19th captain in Flames franchise history on Sept. 20, 2013
- He led Flames defencemen in goals (9), power play goals (5) and shots (125) in 2011-12
- His 2010-11 campaign saw him lead Calgary blueliners and finish tied for 20th amongst NHL defencemen in points (43)
- Spent the 2007-08 campaign with Dynamo Moscow in the Russian Elite League
- Spent the 2003-04 season with the AHL's Lowell Lock Monsters before splitting 2005-06 and 2006-07 between Omaha of the AHL and Calgary
- Played his two-year OHL career with Owen Sound

**CAREER VS. NHL**

TEAM	GP	G	A	PTS	PIM
ANA	35	6	12	18	24
ARI	34	6	17	23	29
BOS	8	1	4	5	0
BUF	11	1	3	4	6
CAR	8	1	4	5	2
CHI	28	0	5	5	29
COL	38	5	12	17	37
CBJ	22	3	10	13	27
DAL	26	2	9	11	18
DET	21	7	4	11	16
EDM	41	6	16	22	53
FLA	9	3	4	7	2
LAK	35	3	9	12	22
MIN	36	6	9	15	34
MTL	14	3	3	6	14
NSH	28	6	11	17	16
NJD	8	2	5	7	6
NYI	8	0	2	2	10
NYR	10	2	2	4	8
OTT	12	0	4	4	18
PHI	7	1	1	2	11
PIT	9	2	2	4	4
SJS	34	4	15	19	30
STL	25	4	10	14	22
TBL	8	1	5	6	11
TOR	12	2	8	10	2
VAN	46	4	17	21	53
WSH	8	2	3	5	6
WPG	11	4	8	12	10
<b>TOTAL</b>	<b>592</b>	<b>87</b>	<b>214</b>	<b>301</b>	<b>520</b>

**CAREER PLAYOFFS VS. NHL**

TEAM	GP	G	A	PTS	PIM
DET	4	1	0	1	0
<b>TOTAL</b>	<b>4</b>	<b>1</b>	<b>0</b>	<b>1</b>	<b>0</b>



27 | DOUGIE  
**HAMILTON**

Defence | Shoots: Right | 6'6" | 225 lbs. | DOB: Jun. 17, 1993 | Birthplace: Toronto, ON

**DRAFTED:** Selected by Boston in the first round (9th overall) in the 2011 NHL Draft

**ACQUIRED:** Trade from Boston on June 26, 2015

CAREER REGULAR SEASON								CAREER PLAYOFFS					
SEASON	CLUB	LEAGUE	GP	G	A	PTS	PIM	GP	G	A	PTS	PIM	
2009-10	Niagara	OHL	64	3	13	16	36	5	0	1	1	4	
2010-11	Niagara	OHL	67	12	46	58	77	14	4	12	16	16	
2011-12	Niagara	OHL	50	17	55	72	47	20	5	18	23	16	
	CAN U-20	WJC	6	2	4	6	6	-	-	-	-	-	
2012-13	Niagara	OHL	32	8	33	41	32	-	-	-	-	-	
	Boston	NHL	42	5	11	16	14	7	0	3	3	0	
	CAN U-20	WJC	6	1	1	2	0	-	-	-	-	-	
2013-14	Boston	NHL	64	7	18	25	40	12	2	5	7	14	
2014-15	Boston	NHL	72	10	32	42	41	-	-	-	-	-	
2015-16	Calgary	NHL	82	12	31	43	46	-	-	-	-	-	
<b>TOTAL</b>			<b>NHL</b>	<b>260</b>	<b>34</b>	<b>92</b>	<b>126</b>	<b>141</b>	<b>19</b>	<b>2</b>	<b>8</b>	<b>10</b>	<b>14</b>
			<b>Flames</b>	<b>82</b>	<b>12</b>	<b>31</b>	<b>43</b>	<b>46</b>	<b>-</b>	<b>-</b>	<b>-</b>	<b>-</b>	<b>-</b>
			<b>OHL</b>	<b>213</b>	<b>40</b>	<b>147</b>	<b>187</b>	<b>192</b>	<b>39</b>	<b>9</b>	<b>31</b>	<b>40</b>	<b>36</b>

**NHL HIGHLIGHTS**

**CAREER FIRSTS**

**FIRST NHL GAME:** vs. NYR on Jan. 19, 2013

**FIRST NHL GOAL:** at BUF on Feb. 15, 2013

**FIRST NHL ASSIST:** at NYR on Jan. 23, 2013

**LONGEST PERSONAL STREAKS**

**GOALS:** 2 games (2x), Most Recent: Jan. 30 – Feb. 1, 2014 (2G)

**ASSISTS:** 3 games (4x), Most Recent: Dec. 4 – 10, 2015 (3A)

**POINTS:** 4 games (2x), Most Recent: Dec. 1 – 10, 2015 (1G, 3A)

**CAREER HIGHS**

**GOALS:** 2 (1x), vs. BUF on Dec. 21, 2014

**ASSISTS:** 3 (2x), Most Recent: at MTL on Mar. 20, 2016

**POINTS:** 3 (6x), Most Recent: at MTL on Mar. 20, 2016 (3A)

**SHOTS:** 8 (1x), vs. SJS on Mar. 7, 2016

**PIM:** 10 (1x), vs. COL on Mar. 18, 2016

**PLUS/MINUS:** +3 (1x), at BUF on Oct. 18, 2014

**TIME ON ICE:** 28:32 (1x), vs. MIN on Oct. 28, 2014

**MULTI-POINT GAMES:** 24, Most Recent: vs. VAN on Apr. 7, 2016 (1G, 1A)

**PLAYOFFS**

**2013, 2014:** 19 games – 10 points (2G, 8A)

**INTERNATIONAL**

**2012:** WJC – Team Canada (Bronze Medal – 2G, 4A)

**2013:** WJC – Team Canada (1G, 1A)

**SHOOTOUTS**

0-of-1 (0.0%), 0 Game-Deciding Goals

**CAREER TRANSACTIONS / CONTRACT STATUS**

**2015:** Traded to Calgary in exchange for a first and two second round picks in the 2015 NHL Entry Draft.

**CONTRACT:** Signed through the 2020-21 season. Becomes an unrestricted free agent in 2021-22.



## 2015-16 HIGHLIGHTS

- Set career highs for games played (82), goals (12), points (43) and power play points (16)
- Finished the season with eight multi-point games
- Scored a goal set up by his brother Freddie, becoming the first pair of siblings in Flames history to combine on a tally on Mar. 26 vs. CHI
- Set and matched a career high with three-assist games on Mar. 14 vs. STL and Mar. 20 at MTL
- Set a career high with eight shots on Mar. 7 vs. SJS
- Had his first multi-point (2A) game as a Flame on Jan. 13 vs. FLA
- Tied a career high with a four-game point streak (1G, 3A) Dec. 1 - 10
- Assisted on the overtime winner in his first game against his old team on Dec. 4 vs. BOS
- Played his 200th career game on Nov. 24 at ANA
- Scored a goal for his first point as a Flame on Oct. 10 at VAN
- Made his Flames debut on Oct. 7 vs. VAN

## CAREER HIGHLIGHTS

- Playing in his fifth NHL season, his second with the Flames
- In 2014-15, he set a career high for assists (32)
- Tied for the Bruins lead in assists and led all Boston defencemen in points (42)
- Led all Boston skaters in power play points with 15
- Recorded a team-high 11 multi-point games including three three-point games and his first career two-goal game on Dec. 21, 2014 vs. BUF
- Featured in all 12 Bruins postseason games in 2013-14 where he had seven points (2G, 5A)
- Scored his first career playoff goal, the game winner, on Apr. 22, 2014 at DET
- Recorded two multi-point games and two three-game point streaks during the regular season
- Played his 100th NHL game on Apr. 2, 2014 at DET
- Made his NHL postseason debut on May 4, 2013 vs. TOR and had his first playoff point (assist) on May 16, 2013 vs. NYR
- Was even or better in 35 of his 42 regular season games for Boston after starting the lockout season with Niagara of the OHL
- Spent the three prior years in Niagara where he was the CHL defenceman of the year and an OHL First Team All-Star in 2011-12
- He was the CHL's Scholastic Player of the Year and an OHL Second Team All-Star in 2010-11
- Named to the OHL All-Rookie Team and was Niagara's Rookie of the Year in 2009-10

## CAREER VS. NHL

TEAM	GP	G	A	PTS	PIM
ANA	8	2	3	5	2
ARI	9	0	4	4	2
BOS	2	0	1	1	0
BUF	14	6	6	12	4
CGY	2	0	2	2	2
CAR	9	1	5	6	4
CHI	6	2	1	3	4
COL	7	1	2	3	17
CBJ	7	0	2	2	6
DAL	6	4	2	6	4
DET	9	1	1	2	2
EDM	8	2	6	8	6
FLA	11	2	5	7	4
LAK	7	0	1	1	6
MIN	7	0	0	0	4
MTL	13	4	5	9	10
NSH	6	0	3	3	2
NJD	11	0	2	2	10
NYI	9	1	4	5	6
NYR	10	1	4	5	4
OTT	13	1	5	6	2
PHI	11	0	4	4	8
PIT	10	0	4	4	2
SJS	9	0	3	3	2
STL	7	0	3	3	2
TBL	10	0	3	3	6
TOR	12	2	6	8	8
VAN	8	2	1	3	4
WSH	9	1	3	4	2
WPG	10	1	1	2	6
<b>TOTAL</b>	<b>260</b>	<b>34</b>	<b>92</b>	<b>126</b>	<b>141</b>

## CAREER PLAYOFFS VS. NHL

TEAM	GP	G	A	PTS	PIM
DET	5	1	3	4	6
MTL	7	1	2	3	8
NYR	4	0	3	3	0
TOR	3	0	0	0	0
<b>TOTAL</b>	<b>19</b>	<b>2</b>	<b>8</b>	<b>10</b>	<b>14</b>



31 | CHAD  
**JOHNSON**

Goaltender | Catches: Left | 6'3" | 191 lbs. | DOB: Jun. 10, 1986 | Birthplace: Saskatoon, SK

**DRAFTED:** Selected by Pittsburgh in the fifth round (125th overall) in the 2006 NHL Draft

**ACQUIRED:** Signed as a free agent on July 1, 2016

CAREER REGULAR SEASON													CAREER PLAYOFFS								
SEASON	CLUB	LEAGUE	GP	W	L	OTL	MIN	GA	SO	GAA	SVS	SV%	GP	W	L	MIN	GA	SO	GAA	SVS	SV%
2003-04	Brooks	AJHL	31	6	20	3	1782	117	0	3.94	1027	.898	-	-	-	-	-	-	-	-	-
2004-05	Brooks	AJHL	43	25	16	2	2505	109	2	2.61	-	.923	9	4	5	493	-	-	-	-	-
2005-06	U Alaska-Fairbanks	CCHA	18	6	7	4	985	42	0	2.56	464	.917	-	-	-	-	-	-	-	-	-
2006-07	U Alaska-Fairbanks	CCHA	19	5	6	2	1002	52	1	3.11	393	.883	-	-	-	-	-	-	-	-	-
2007-08	U Alaska-Fairbanks	CCHA	7	0	6	0	357	20	0	3.36	167	.893	-	-	-	-	-	-	-	-	-
2008-09	U Alaska-Fairbanks	CCHA	35	14	16	5	2062	57	6	1.66	889	.940	-	-	-	-	-	-	-	-	-
2009-10	Hartford	AHL	47	24	18	2	2649	112	3	2.54	1145	.911	-	-	-	-	-	-	-	-	-
	New York Rangers	NHL	5	1	2	1	281	11	0	2.35	124	.919	-	-	-	-	-	-	-	-	-
2010-11	Canada	WC	3	0	0	0	73	1	0	0.82	27	.964	-	-	-	-	-	-	-	-	-
	Hartford	AHL	40	16	19	3	2271	103	2	2.72	937	.901	-	-	-	-	-	-	-	-	-
2011-12	New York Rangers	NHL	1	0	0	0	20	2	0	6.00	9	.818	-	-	-	-	-	-	-	-	-
	Connecticut	AHL	49	22	18	6	2775	115	1	2.49	1298	.919	-	-	-	-	-	-	-	-	-
2012-13	Portland	AHL	34	16	15	1	1938	97	2	3.00	906	.903	3	0	3	204	12	0	3.53	106	.898
	Phoenix	NHL	4	2	0	2	247	5	1	1.21	103	.954	-	-	-	-	-	-	-	-	-
2013-14	Boston	NHL	27	17	4	3	1511	53	2	2.10	655	.925	-	-	-	-	-	-	-	-	-
2014-15	New York Islanders	NHL	19	8	8	1	1053	54	0	3.08	434	.889	-	-	-	-	-	-	-	-	-
2015-16	Buffalo	NHL	45	22	16	4	2580	102	1	2.36	1168	.920	-	-	-	-	-	-	-	-	-
TOTAL	NHL	101	50	30	11	5692	227	4	2.39	2493	.917	-	-	-	-	-	-	-	-	-	-
	AHL	170	78	70	12	9633	427	8	2.66	4286	.909	3	0	3	204	12	0	3.53	106	.898	
	CCHA	79	25	35	11	4406	171	7	2.33	422	.909	-	-	-	-	-	-	-	-	-	
	AJHL	74	31	36	5	4287	226	2	3.16	-	-	-	9	4	5	493	-	-	-	-	

**NHL HIGHLIGHTS**

**CAREER FIRSTS**

**FIRST NHL GAME:** vs. PHI on Dec. 30, 2009

**FIRST NHL WIN:** at COL on Jan. 31, 2010

**FIRST NHL SHUTOUT:** vs. NSH on Jan. 28, 2013

**CAREER HIGHS**

**SAVES:** 44 (1x), vs. ANA on Dec. 17, 2015

**SHOTS FACED:** 46 (1x), at PIT on Mar. 29, 2016

**GOALS AGAINST:** 7 (1x), vs. MTL on Oct. 23, 2015

**SHUTOUT SEQUENCE:** 123:29, Jan. 30 – Feb. 8, 2014

**WIN STREAK:** 6 games (1x), Mar. 4 – 29, 2014

**STREAK WITHOUT REGULATION LOSS:** 14 games (1x), Jan. 16 – Apr. 10, 2014

**LOSING STREAK:** 3 games (3x), Most Recent: Dec. 30, 2015 – Jan. 8, 2016

**INTERNATIONAL**

2010: WC – Team Canada (0.82 GAA, .964 SV%)

**PENALTY SHOTS**

Stopped 1-of-1 (vs. Tomas Jurco of DET on Dec. 14, 2016 – SAVE)

**SHOOTOUTS**

22 saves on 33 attempts (.667 SV%), 4-7 record

**CAREER TRANSACTIONS / CONTRACT STATUS**

**2009:** Rights traded to the New York Rangers in exchange for a fifth round pick in the 2009 NHL Draft.

**2012:** Signed as a free agent by the Phoenix Coyotes.

**2013:** Signed as a free agent by the Boston Bruins.

**2014:** Signed as a free agent by the New York Islanders.

**2015:** Traded to the Buffalo Sabres with a third round pick in the 2016 NHL Draft in exchange for Michal Neuvirth.

**2016:** Signed as a free agent by the Calgary Flames.

**CONTRACT:** Signed through the 2016-17 season. Becomes an unrestricted free agent in 2017-18.

## 2015-16 HIGHLIGHTS

- Finished the season with career highs and led the Sabres with 40 starts and 22 wins
- Set the Buffalo franchise record for the most saves in a regular season shutout with 44 saves on Dec. 17 vs. ANA
- Made 22 saves and earned his first win for the Sabres on Oct. 12 vs. CBJ
- Saw his first action in relief for Buffalo on Oct. 8 vs. OTT

## CAREER HIGHLIGHTS

- Playing in his seventh NHL season, his first with the Flames
- In 2014-15, he won his first three starts for the Islanders
- The 2013-14 season was his first full campaign in the NHL and he finished sixth in the league among qualified goalies in both goals against average (2.10) and save percentage (.925)
- Had a 17-4-3 record for the Bruins that year, including a stretch of 16 straight appearances from Jan. 9 – Mar. 29, 2014 without recording a regulation loss (11-0-3)
- Split 2012-13 between the Coyotes and their AHL affiliate, the Portland Pirates, appearing in four games for Phoenix where he went 2-0-2 with a 1.21 GAA and a .954 SV% and his first NHL shutout on Jan. 28, 2013 vs. NSH
- Spent the previous three campaigns with the Rangers and their AHL clubs
- Represented Canada at the 2010 IIHF World Hockey Championships
- Played four years at the University of Alaska Fairbanks, including 2008-09 where he was a finalist for the Hobey Baker Award as the nation's top college player
- Was named CCHA Player and Goaltender of the Year and earned CCHA First All-Star Team and NCAA West Second Team All-American honours for his play in 2008-09

## CAREER VS. NHL

TEAM	GP	W	L	T/O	GA	SA	SV	SV%	GAA	SO
ANA	1	1	0	0	0	44	44	1.000	0.00	1
ARI	4	3	1	0	7	99	92	.929	1.76	0
BOS	4	2	1	1	9	134	125	.933	2.22	0
BUF	3	1	1	1	11	65	54	.831	3.71	0
CGY	1	0	1	0	4	32	28	.875	4.09	0
CAR	8	7	1	0	17	242	225	.930	2.11	0
CHI	2	0	1	1	4	72	68	.944	1.93	0
COL	3	2	1	0	6	89	83	.933	2.00	1
CBJ	4	4	0	0	7	90	83	.922	1.72	0
DAL	3	2	1	0	10	97	87	.897	3.33	0
DET	5	2	3	0	13	139	126	.906	2.64	0
EDM	4	2	1	1	8	112	104	.929	1.99	1
FLA	4	2	2	0	8	97	89	.918	2.20	0
LAK	3	2	0	0	4	69	65	.942	1.48	0
MIN	1	0	1	0	5	30	25	.833	5.09	0
MTL	5	1	2	0	15	94	79	.840	4.24	0
NSH	3	2	0	0	1	62	61	.984	0.40	1
NJD	3	2	1	0	6	74	68	.919	2.00	0
NYI	3	1	1	0	8	82	74	.902	3.47	0
NYR	3	1	1	0	8	79	71	.899	3.18	0
OTT	4	2	2	0	5	88	83	.943	1.59	0
PHI	2	1	0	0	6	53	47	.887	3.52	0
PIT	3	1	1	1	12	105	93	.886	3.83	0
SJS	2	1	0	1	3	57	54	.947	1.46	0
STL	2	0	1	1	4	54	50	.926	1.97	0
TBL	5	1	3	0	12	122	110	.902	2.61	0
TOR	7	4	1	1	15	182	167	.918	2.29	0
VAN	1	0	0	0	2	7	5	.714	6.54	0
WSH	5	2	2	1	13	162	149	.920	2.58	0
WPG	3	1	0	2	4	88	84	.955	1.26	0
TOTAL	101	50	30	11	227	2720	2493	.917	2.39	4



3 | JYRKI  
**JOKIPAKKA**

Defence | Shoots: Left | 6'3" | 215 lbs. | DOB: Aug. 20, 1991 | Birthplace: Tampere, FIN

**DRAFTED:** Selected by Dallas in the seventh round (195th overall) in the 2011 NHL Draft

**ACQUIRED:** Trade from Dallas on February 29, 2016

CAREER REGULAR SEASON								CAREER PLAYOFFS				
SEASON	CLUB	LEAGUE	GP	G	A	PTS	PIM	GP	G	A	PTS	PIM
2010-11	Tampere	SM-liiga	48	1	8	9	18	-	-	-	-	-
	FIN-U20	WJC	6	1	2	3	4	-	-	-	-	-
2011-12	Tampere	SM-liiga	52	9	8	17	18	-	-	-	-	-
2012-13	Tampere	SM-liiga	59	5	13	18	20	-	-	-	-	-
2013-14	Texas	AHL	68	5	16	21	32	21	0	5	5	8
	Texas	AHL	19	3	2	5	4	-	-	-	-	-
2014-15	Dallas	NHL	51	0	10	10	8	-	-	-	-	-
	Finland	WC	8	2	0	2	2	-	-	-	-	-
	Dallas	NHL	40	2	4	6	6	-	-	-	-	-
2015-16	Calgary	NHL	18	0	6	6	8	-	-	-	-	-
	<b>TOTAL</b>	<b>NHL</b>	<b>109</b>	<b>2</b>	<b>20</b>	<b>22</b>	<b>22</b>	-	-	-	-	-
		<b>Flames</b>	<b>18</b>	<b>0</b>	<b>6</b>	<b>6</b>	<b>8</b>	-	-	-	-	-
		<b>AHL</b>	<b>87</b>	<b>8</b>	<b>18</b>	<b>26</b>	<b>52</b>	<b>21</b>	<b>0</b>	<b>5</b>	<b>5</b>	<b>8</b>
		<b>SM-LIIGA</b>	<b>159</b>	<b>15</b>	<b>29</b>	<b>44</b>	<b>56</b>	-	-	-	-	-

**NHL HIGHLIGHTS**

**CAREER FIRSTS**

**FIRST NHL GAME:** at NJD Oct. 24, 2014

**FIRST NHL GOAL:** at BOS on Nov. 3, 2015

**FIRST NHL ASSIST:** vs. MIN on Nov. 28, 2014

**LONGEST PERSONAL STREAKS**

**GOALS:** 1 game (2x), Most Recent: Jan. 21, 2016 (1G)

**ASSISTS:** 2 games (2x), Most Recent: Oct. 13 – 15, 2015 (2A)

**POINTS:** 2 games (2x), Most Recent: Oct. 13 – 15, 2015 (2A)

**CAREER HIGHS**

**GOALS:** 1 (2x), Most Recent: vs. EDM on Jan. 21, 2016

**ASSISTS:** 2 (2x), Most Recent: vs. WSH on Jan. 17, 2015

**POINTS:** 2 (2x), Most Recent: vs. WSH on Jan. 17, 2015

**SHOTS:** 3 (7x), Most Recent: at MIN on April 9, 2016

**PIM:** 2 (11x), Most Recent: vs. VAN on Apr. 7, 2016

**PLUS/MINUS:** +3 (1x), vs. NJD on Dec. 13, 2014

**TIME ON ICE:** 25:21 (1x), vs. WPG on Mar. 16, 2016

**MULTI-POINT GAMES:** 2, Most Recent: vs. WSH on Jan. 17, 2015 (2A)

**INTERNATIONAL**

**2011:** WJC – Team Finland (1G, 2A)

**2015:** WC – Team Finland (2G)

**2016:** World Cup – Team Finland

**CAREER TRANSACTIONS / CONTRACT STATUS**

**2016:** Traded to Calgary with Brett Pollock and a conditional second round pick in the 2016 NHL Draft in exchange for Kris Russell

**CONTRACT:** Signed through the 2016-17 season. Becomes a restricted free agent in 2017-18.

**2015-16 HIGHLIGHTS**

- Skated in 18 games for Calgary after being dealt to the club from Dallas at the NHL trade deadline and had six assists and a +3 rating in those games
- Also saw action in 40 games for Dallas where he had six points (2G, 4A)
- Named to Finland's roster for the 2016 World Cup of Hockey
- Set a new career high for time-on-ice when he played 23:13 on Mar. 9 vs. NSH
- Made his Flames debut and had his first point (assist) with the club on Mar. 1 at BOS
- Scored his first career game winning goal on Jan. 21 vs. EDM
- Scored his first career NHL goal on Nov. 3 at BOS
- Tied a career best with a two-game assist streak from Oct. 13 – 15


**CAREER HIGHLIGHTS**

- Playing in his third NHL season, his first full one with the Flames
- Represented Finland at the 2015 IIHF World Hockey Championships
- Made his NHL debut, played in 51 games for the Stars in 2014-15 and recorded 10 assists, also saw action in 19 games for the Texas Stars of the AHL
- Had a pair of multi-assist tilts (Jan. 17, 2015 vs. WSH and Dec. 13, 2014 vs. NJD)
- In 2013-14, he won the Calder Cup with Texas, playing in all 21 of their postseason games while putting up five assists
- Played in 68 regular season games for Texas and recorded 18 points (3G, 15A)
- Spent the previous two campaigns with Ilves of Finland's SM Liiga

**CAREER VS. NHL**

TEAM	GP	G	A	PTS	PIM
ANA	3	0	0	0	2
ARI	2	0	0	0	4
BOS	4	1	1	2	0
BUF	5	0	0	0	2
CGY	5	0	1	1	2
CAR	2	0	0	0	0
CHI	5	0	1	1	0
COL	7	0	2	2	0
CBJ	1	0	0	0	0
DET	3	0	0	0	0
EDM	6	1	3	4	0
FLA	3	0	0	0	0
LAK	3	0	0	0	0
MIN	7	0	2	2	0
MTL	2	0	0	0	0
NSH	4	0	0	0	0
NJD	3	0	0	0	0
NYI	3	0	1	1	0
NYR	3	0	1	1	0
OTT	1	0	0	0	0
PHI	3	0	0	0	0
PIT	4	0	1	1	4
SJS	4	0	0	0	2
STL	7	0	2	2	0
TBL	3	0	1	1	2
TOR	3	0	0	0	2
VAN	5	0	2	2	2
WSH	3	0	2	2	0
WPG	5	0	0	0	0
<b>TOTAL</b>	<b>109</b>	<b>2</b>	<b>20</b>	<b>22</b>	<b>22</b>





23 | SEAN  
**MONAHAN**

Centre | Shoots: Left | 6'3" | 196 lbs. | DOB: Oct. 12, 1994 | Birthplace: Brampton, ON

**DRAFTED:** Selected by Calgary in the first round (6th overall) in the 2013 NHL Draft

CAREER REGULAR SEASON								CAREER PLAYOFFS				
SEASON	CLUB	LEAGUE	GP	G	A	PTS	PIM	GP	G	A	PTS	PIM
2010-11	Ottawa	OHL	65	20	27	47	32	4	2	2	4	0
2011-12	Ottawa	OHL	62	33	45	78	38	18	8	7	15	12
2012-13	Ottawa	OHL	58	31	47	78	24	-	-	-	-	-
2013-14	Calgary	NHL	75	22	12	34	8	-	-	-	-	-
		WC	7	0	2	2	2	-	-	-	-	-
2014-15	Calgary	NHL	81	31	31	62	12	11	3	3	6	2
2015-16	Calgary	NHL	81	27	36	63	18	-	-	-	-	-
	<b>TOTAL</b>	NHL	<b>237</b>	<b>80</b>	<b>79</b>	<b>159</b>	<b>38</b>	<b>11</b>	<b>3</b>	<b>3</b>	<b>6</b>	<b>2</b>
		OHL	<b>185</b>	<b>84</b>	<b>119</b>	<b>203</b>	<b>94</b>	<b>22</b>	<b>10</b>	<b>9</b>	<b>19</b>	<b>12</b>

**NHL HIGHLIGHTS**

**CAREER FIRSTS**

**FIRST NHL GAME:** at WSH on Oct. 3, 2013

**FIRST NHL GOAL:** at CBJ on Oct. 4, 2013

**FIRST NHL ASSIST:** at WSH on Oct. 3, 2013

**LONGEST PERSONAL STREAKS**

**GOALS:** 4 games (2x), Most Recent: Jan. 15 – 21, 2015 (4G, 1A)

**ASSISTS:** 3 games (2x), Most Recent: Mar. 21 – 25, 2015 (1G, 3A)

**POINTS:** 6 games (2x), Most Recent: Mar. 29 – Apr. 9, 2015 (2G, 4A)

**CAREER HIGHS**

**GOALS:** 2 (8x), Most Recent: at MTL on Mar. 20, 2016

**ASSISTS:** 3 (2x), Most Recent: vs. ANA on Feb. 15, 2016

**POINTS:** 4 (1x), vs. CAR on Feb. 3, 2016 (1G, 3A)

**SHOTS:** 6 (6x), Most Recent: vs. VAN on Apr. 7, 2016

**PIM:** 4 (1x), vs. NYR on Dec. 12, 2015

**PLUS/MINUS:** +3 (5x), Most Recent: vs. BUF on Dec. 10, 2015

**TIME ON ICE:** 27:39 (1x), at BOS on Mar. 5, 2015

**MULTI-POINT GAMES:** 28, Most Recent: at EDM on Apr. 2, 2016 (2A)

**PLAYOFFS**

**2015:** 11 games – 6 points (3G, 3A)

**INTERNATIONAL**

**2014:** WC – Team Canada (2A)

**SHOOTOUTS**

8-of-19 (42.1%), 5 Game-Deciding Goals

**CAREER TRANSACTIONS / CONTRACT STATUS**

**CONTRACT:** Signed through 2022-23 season. Becomes an unrestricted free agent in 2023-24.

## 2015-16 HIGHLIGHTS

- Set career highs in points (63), assists (36) and power play points (20)
- Was second on the Flames in goals (27), points (63), and game winning goals (5)
- Finished the season with 13 multi-point games, including four multi-goal tilts
- Named to Team North America for the 2016 World Cup of Hockey
- Became the first Flames player in over 20 years with three straight 20-goal seasons
- Tied his career high for assists (3) in a game on Feb. 15 vs. ANA
- Set career highs for points (4) and assists (3) in a game on Feb. 3 vs. CAR
- Played his 200th career game on Jan. 19 at NJD
- Recorded his 100th career point (an assist) on Oct. 23 vs. DET

## CAREER HIGHLIGHTS

- Playing in his fourth NHL season, all with the Flames
- In 2015, made his NHL postseason debut and skated in all 11 games for the Flames where he had six points
- Scored and added two assists in Calgary's series-clinching win over VAN on Apr. 25
- In the regular season, he set career highs and led the Flames in goals (31), power play goals (10) and game winners (8)
- His eight game winning goals was tied for third highest in the NHL and his three OT winners equaled the second-most in the league
- Recorded 12 multi-point games during the season, including three multi-goal games
- Had at least one point in Calgary's final six games, ten of the last 11, and 16 of the last 19
- Was fourth among rookies in goals (22) and tied for eighth in points (34) in 2013-14
- Led the team and finished tied for fifth in the NHL with five shootout goals
- Became the first Flames rookie with a 20-goal season since Jarome Iginla in 1996-97
- Had four multi-point games in his rookie campaign
- Became Calgary's youngest player in franchise history to score an overtime goal when he notched the winner on Mar. 1 at 19 years and 140 days
- Led the OHL's Ottawa 67's in goals (31), assists (47) and points (78) in the last of his three years of junior in 2012-13

## CAREER VS. NHL

TEAM	GP	G	A	PTS	PIM
ANA	13	3	5	8	0
ARI	14	6	6	12	2
BOS	5	1	3	4	0
BUF	6	4	4	8	0
CAR	5	4	3	7	0
CHI	9	3	1	4	0
COL	8	2	3	5	2
CBJ	6	2	2	4	0
DAL	9	1	4	5	2
DET	6	2	2	4	4
EDM	14	4	6	10	2
FLA	6	2	1	3	2
LAK	13	4	4	8	0
MIN	9	0	3	3	2
MTL	6	3	4	7	2
NSH	9	1	4	5	2
NJD	6	3	2	5	0
NYI	6	2	1	3	4
NYR	6	1	3	4	6
OTT	6	2	5	7	4
PHI	6	4	0	4	0
PIT	6	1	1	2	2
SJS	15	6	4	10	0
STL	9	4	1	5	0
TBL	6	1	0	1	0
TOR	5	2	1	3	0
VAN	14	5	2	7	2
WSH	6	4	2	6	0
WPG	8	3	2	5	0
<b>TOTAL</b>	<b>237</b>	<b>80</b>	<b>79</b>	<b>159</b>	<b>38</b>

## CAREER PLAYOFFS VS. NHL

TEAM	GP	G	A	PTS	PIM
ANA	5	1	0	1	2
VAN	6	2	3	5	0
<b>TOTAL</b>	<b>11</b>	<b>3</b>	<b>3</b>	<b>6</b>	<b>2</b>



15 | LADISLAV  
**SMID**

Defence | Shoots: Left | 6'4" | 210 lbs. | DOB: Feb. 1, 1986 | Birthplace: Frydlant, CZE

**DRAFTED:** Selected by Anaheim in the first round (9th overall) in the 2004 NHL Draft

**ACQUIRED:** Trade from Edmonton on November 8, 2013

CAREER REGULAR SEASON							CAREER PLAYOFFS					
SEASON	CLUB	LEAGUE	GP	G	A	PTS	PIM	GP	G	A	PTS	PIM
2002-03	Liberec	CZECH	4	0	0	0	0	-	-	-	-	-
2003-04	Liberec	CZECH	45	1	1	2	51	-	-	-	-	-
	CZE U-20	WJC	6	1	2	3	4	-	-	-	-	-
2004-05	Liberec	CZECH	39	1	3	4	14	12	0	0	0	6
	CZE U-20	WJC	7	0	2	2	4	-	-	-	-	-
2005-06	Portland	AHL	71	3	25	28	48	16	0	1	1	16
	CZE U-20	WJC	6	1	1	2	0	-	-	-	-	-
2006-07	Edmonton	NHL	77	3	7	10	37	-	-	-	-	-
	Czech Rep.	WC	6	0	0	0	31	-	-	-	-	-
2007-08	Springfield	AHL	8	1	4	5	15	-	-	-	-	-
	Edmonton	NHL	65	0	4	4	58	-	-	-	-	-
2008-09	Edmonton	NHL	60	0	11	11	57	-	-	-	-	-
2009-10	Edmonton	NHL	51	1	8	9	39	-	-	-	-	-
2010-11	Edmonton	NHL	78	0	10	10	85	-	-	-	-	-
2011-12	Edmonton	NHL	78	5	10	15	44	-	-	-	-	-
2012-13	Liberec	CZECH	22	2	12	14	22	-	-	-	-	-
	Edmonton	NHL	48	1	3	4	55	-	-	-	-	-
	Czech Rep.	WC	8	0	3	3	6	-	-	-	-	-
2013-14	Edmonton	NHL	17	1	1	2	16	-	-	-	-	-
	Calgary	NHL	56	1	5	6	62	-	-	-	-	-
	Czech Rep.	OLY	5	0	0	0	2	-	-	-	-	-
2014-15	Calgary	NHL	31	0	1	1	13	-	-	-	-	-
2015-16	Stockton	AHL	1	0	0	0	0	-	-	-	-	-
	Calgary	NHL	22	0	0	0	6	-	-	-	-	-
<b>TOTAL</b>		<b>NHL</b>	<b>583</b>	<b>12</b>	<b>60</b>	<b>72</b>	<b>472</b>	-	-	-	-	-
		<b>Flames</b>	<b>109</b>	<b>1</b>	<b>6</b>	<b>7</b>	<b>81</b>	-	-	-	-	-
		<b>AHL</b>	<b>80</b>	<b>4</b>	<b>29</b>	<b>33</b>	<b>63</b>	<b>16</b>	<b>0</b>	<b>1</b>	<b>1</b>	<b>16</b>
		<b>CZECH</b>	<b>110</b>	<b>4</b>	<b>16</b>	<b>20</b>	<b>135</b>	<b>12</b>	<b>0</b>	<b>0</b>	<b>0</b>	<b>6</b>

**NHL HIGHLIGHTS**

**CAREER FIRSTS**

**FIRST NHL GAME:** vs. CGY on Oct. 5, 2006  
**FIRST NHL GOAL:** at CBJ on Feb. 22, 2007  
**FIRST NHL ASSIST:** vs. SJS on Oct. 12, 2006

**LONGEST PERSONAL STREAKS**

**GOALS:** 1 game (12x), Most Recent: Mar. 12, 2014 (1G)  
**ASSISTS:** 3 games (1x), Feb. 28 – Mar. 5, 2009 (4A)  
**POINTS:** 3 games (1x), Feb. 28 – Mar. 5, 2009 (4A)

**CAREER HIGHS**

**GOALS:** 1 (12x), Most Recent: vs. ANA on Mar. 12, 2014  
**ASSISTS:** 2 (3x), Most Recent: vs. VAN on Nov. 2, 2010  
**POINTS:** 2 (5x), Most Recent: at CBJ on Mar. 25, 2012 (1G, 1A)  
**SHOTS:** 4 (4x), Most Recent: at CBJ on Mar. 25, 2012  
**PIM:** 23 (1x), vs. LAK on Jan. 24, 2013  
**PLUS/MINUS:** +3 (12x), Most Recent: vs. CHI on Jan. 28, 2014  
**TIME ON ICE:** 30:03 (1x), vs. ANA on Nov. 28, 2006  
**MULTI-POINT GAMES:** 5, Most Recent: at CBJ on Mar. 25, 2012 (1G, 1A)

**INTERNATIONAL**

**2003:** WU18 – Team Czech Republic  
**2004:** WU18 – Team Czech Republic (Bronze Medal – 2A)  
**2004:** WJC – Team Czech Republic (1G, 2A)  
**2005:** WJC – Team Czech Republic (Bronze Medal – 2A)  
**2006:** WJC – Team Czech Republic (1G, 1A)  
**2007:** WC – Team Czech Republic  
**2013:** WC – Team Czech Republic (3A)  
**2014:** Olympics – Team Czech Republic

**CAREER TRANSACTIONS / CONTRACT STATUS**

**2006:** Traded to Edmonton with Joffrey Lupul, a first round pick in the 2007 NHL Entry Draft, and first and second round picks in the 2008 NHL Entry Draft in exchange for Chris Pronger.  
**2013:** Traded to Calgary with Olivier Roy in exchange for Laurent Brossoit and Roman Horak.  
**CONTRACT:** Signed through 2016-17 season. Becomes an unrestricted free agent in 2017-18.

**2015-16 HIGHLIGHTS**


- Several injuries limited him to just 22 games played where he had six penalty minutes

**CAREER HIGHLIGHTS**

- Playing in his 11th NHL season, his fourth with the Flames
- Missed 51 games in the 2014-15 regular season due to injury
- Assisted on the game winner on Oct. 31, 2014 vs. NSH
- Scored his first goal with Calgary on Mar. 12, 2014 vs. ANA
- Skated in his 500th NHL game on Jan. 7, 2014 at PHX
- Recorded his first point (assist) with the Flames on Nov. 29, 2013 at ANA
- Made his Calgary debut on Nov. 12, 2013 vs. SJS after being acquired from Edmonton
- Led the Oilers in 2012-13 with 119 blocked shots and 151 hits
- Scored the second of three Edmonton goals in two minutes and 43 seconds, setting the club record for the fastest three to start a game on Mar. 30, 2013 vs. VAN
- Skated for Liberec in the Czech Extraliga during the NHL lockout in 2012-13
- Set a career high with five goals and 15 points in 2011-12
- Topped Edmonton's skaters in hits (186) and blocked shots (184) in 2011-12
- Had a career high 85 PIMs in 2010-11
- Recorded 11 assists in 2008-09, the most he's had in a single season
- Picked up a pair of assists at PHI on Nov. 2, 2008 for the first multi-point game of his career
- Played in the NHL YoungStars Game on Jan. 23, 2007, where he had an assist
- Spent the 2005-06 season with the AHL's Portland Pirates after his arrival from the Czech Republic, where he had played with Liberec

**CAREER VS. NHL**

TEAM	GP	G	A	PTS	PIM
ANA	26	1	2	3	24
ARI	30	0	2	2	21
BOS	8	0	0	0	2
BUF	8	0	0	0	2
CGY	39	1	3	4	31
CAR	11	0	0	0	2
CHI	27	0	1	1	19
COL	41	1	3	4	27
CBJ	26	3	4	7	17
DAL	25	1	6	7	14
DET	26	0	2	2	16
EDM	6	0	2	2	2
FLA	10	0	1	1	6
LAK	27	0	0	0	54
MIN	41	1	7	8	37
MTL	13	1	1	2	8
NSH	29	0	6	6	22
NJD	6	0	0	0	6
NYI	9	0	0	0	10
NYR	7	0	0	0	17
OTT	11	0	1	1	10
PHI	5	0	3	3	9
PIT	8	0	0	0	6
SJS	32	0	5	5	16
STL	27	0	2	2	25
TBL	11	2	0	2	0
TOR	11	0	0	0	0
VAN	43	1	6	7	57
WSH	10	0	1	1	4
WPG	10	0	2	2	8
<b>TOTAL</b>	<b>583</b>	<b>12</b>	<b>60</b>	<b>72</b>	<b>472</b>



18 | MATT  
**STAJAN**

Centre | Shoots: Left | 6'1" | 195 lbs. | DOB: Dec. 19, 1983 | Birthplace: Mississauga, ON

**DRAFTED:** Selected by Toronto in the second round (57th overall) in the 2002 NHL Draft

**ACQUIRED:** Trade from Toronto on January 31, 2016

CAREER REGULAR SEASON								CAREER PLAYOFFS					
SEASON	CLUB	LEAGUE	GP	G	A	PTS	PIM	GP	G	A	PTS	PIM	
2000-01	Belleville	OHL	57	9	18	27	27	7	1	6	7	5	
2001-02	Belleville	OHL	68	33	52	85	50	11	3	8	11	14	
2002-03	Belleville	OHL	57	34	60	94	75	7	5	8	13	16	
	St. John's	AHL	1	0	1	1	0	-	-	-	-	-	
	Toronto	NHL	1	1	0	1	0	-	-	-	-	-	
2003-04	CAN U-20	WJC	6	1	1	2	0	-	-	-	-	-	
	Toronto	NHL	69	14	13	27	22	3	0	0	0	2	
2004-05	St. John's	AHL	80	23	43	66	43	5	2	2	4	6	
2005-06	Toronto	NHL	80	15	12	27	50	-	-	-	-	-	
2006-07	Toronto	NHL	82	10	29	39	44	-	-	-	-	-	
2007-08	Toronto	NHL	82	16	17	33	47	-	-	-	-	-	
2008-09	Toronto	NHL	76	15	40	55	54	-	-	-	-	-	
2009-10	Toronto	NHL	55	16	25	41	30	-	-	-	-	-	
	Calgary	NHL	27	3	13	16	2	-	-	-	-	-	
2010-11	Calgary	NHL	76	6	25	31	32	-	-	-	-	-	
2011-12	Calgary	NHL	61	8	10	18	29	-	-	-	-	-	
2012-13	Calgary	NHL	43	5	18	23	26	-	-	-	-	-	
2013-14	Calgary	NHL	63	14	19	33	42	-	-	-	-	-	
2014-15	Calgary	NHL	59	7	10	17	28	11	1	3	4	21	
2015-16	Calgary	NHL	80	6	11	17	52	-	-	-	-	-	
<b>TOTAL</b>								<b>14</b>	<b>1</b>	<b>3</b>	<b>4</b>	<b>23</b>	
			<b>NHL</b>	<b>854</b>	<b>136</b>	<b>242</b>	<b>378</b>	<b>458</b>					
			<b>Flames</b>	<b>409</b>	<b>49</b>	<b>106</b>	<b>155</b>	<b>211</b>	<b>11</b>	<b>1</b>	<b>3</b>	<b>4</b>	<b>21</b>
			<b>AHL</b>	<b>81</b>	<b>23</b>	<b>44</b>	<b>67</b>	<b>43</b>	<b>5</b>	<b>2</b>	<b>2</b>	<b>4</b>	<b>6</b>
			<b>OHL</b>	<b>182</b>	<b>76</b>	<b>130</b>	<b>206</b>	<b>152</b>	<b>25</b>	<b>9</b>	<b>22</b>	<b>31</b>	<b>35</b>

**NHL HIGHLIGHTS**

**CAREER FIRSTS**

**FIRST NHL GAME:** vs. OTT on Apr. 5, 2003

**FIRST NHL GOAL:** vs. OTT on Apr. 5, 2003

**FIRST NHL ASSIST:** at NJD on Oct. 16, 2003

**LONGEST PERSONAL STREAKS**

**GOALS:** 3 games (2x), Most Recent: Mar. 30 – Apr. 9, 2014 (3G)

**ASSISTS:** 6 games (1x), Nov. 12 – 22, 2010 (6A)

**POINTS:** 6 games (3x), Most Recent: Mar. 26 – Apr. 11, 2014 (3G, 3A)

**CAREER HIGHS**

**GOALS:** 2 (13x), Most Recent: vs. ANA on Mar. 11, 2015

**ASSISTS:** 3 (8x), Most Recent: vs. VAN on Apr. 7, 2016

**POINTS:** 4 (3x), Most Recent: at EDM on Mar. 22, 2014 (1G, 3A)

**SHOTS:** 6 (3x), Most Recent: at CAR on Jan. 13, 2014

**PIM:** 16 (1x), at MTL on Feb. 7, 2009

**PLUS/MINUS:** +4 (3x), Most Recent: at EDM on Mar. 22, 2014

**TIME ON ICE:** 24:43 (1x), at OTT on Mar. 22, 2008

**MULTI-POINT GAMES:** 65, Most Recent: vs. VAN on Apr. 7, 2016 (3A)

**PLAYOFFS**

**2004, 2015:** 14 games – 3 points (1G, 3A)

**NHL/FLAMES AWARDS**

**2012-13:** Ralph T. Scurfield Humanitarian Award

**INTERNATIONAL**

**2003:** WJC – Team Canada (Silver Medal – 1G, 1A)

**PENALTY SHOTS**

Nov. 22, 2008 vs. CHI (Khabibulin) – No Goal

Mar. 22, 2014 at EDM (Fasht) – Goal

**SHOOTOUTS**

1-of-5 (20.0%), 0 Game-Deciding Goals

**CAREER TRANSACTIONS / CONTRACT STATUS**

**2010:** Traded to Calgary with Jamal Mayers, Niklas Hagman, and Ian White in exchange for Fredrik Sjostrom, Dion Phaneuf, and Keith Aulie.

**CONTRACT:** Signed through 2017-18 season, becomes an unrestricted free agent in 2018-19.

**2015-16 HIGHLIGHTS**

- Had a pair of multi-point efforts during the season
- Tied career highs with a three-assist, +4 effort on Apr. 7 vs. VAN
- Scored his second goal in three games, his second shorthanded marker of the year, on Mar. 21 at TOR
- Notched Calgary's first shorthanded goal of the season on Dec. 27 vs. EDM
- Played his 800th career game on Dec. 4 vs. BOS

**CAREER HIGHLIGHTS**

- Playing in his 14th NHL season, his eighth with the Flames
- Skated in all 11 postseason games for the Flames in 2014-15 and had four points (1G, 3A)
- Scored his first NHL playoff goal, the game winning and series-clinching marker, and added two assists and a +3 rating vs. VAN on Apr. 25, 2015
- Picked up his first NHL postseason point (assist) on Apr. 23, 2015 at VAN
- Had a pair of multi-goal games in the regular season, vs. FLA on Jan. 9, 2015 and vs. ANA on Mar. 11, 2015
- Had four multi-point efforts and two five-game point streaks in 2013-14
- Matched career highs with four points and three assists at EDM on Mar. 22, 2014
- Played in his 700th NHL game on Feb. 4, 2014 at MTL
- Led the Flames in plus/minus (+7) and the forwards in blocked shots (30) in 2012-13
- Named the recipient of Calgary's Ralph T. Scurfield Humanitarian Award for 2012-13
- Recorded his 200th career assist on Mar. 29, 2013 vs. CBJ
- Registered his 300th career point with an assist on Mar. 9, 2013 at LAK
- Scored his 100th career goal on Mar. 9, 2012 vs. WPG
- Set career highs in goals (19) and points (57) in 82 games between the Flames and Maple Leafs in 2009-10
- Scored his first goal as a Flame (the game winner) on Feb. 3, 2010 vs. CAR
- Led Toronto in power play goals (7) and was second in assists (23) and points (39) when he was traded to Calgary in 2010
- Twice tied the Leafs record for assists in a period with three on Nov. 13, 2008 at EDM and on Feb. 25, 2008 at OTT
- Shared the NHL lead in shorthanded points (8) in 2005-06
- Finished third on the AHL's St. John's Maple Leafs in goals (23) and points (43) in 2004-05
- Was tied for seventh among NHL rookies in goals (14) and tied for 13th in points (27) and played in the NHL YoungStars Game in 2003-04
- Spent his entire three-year junior career with the Belleville Bulls of the OHL
- Was fifth in the OHL in assists (60), shorthanded goals (5), and plus/minus (+41) in 2002-03
- Named the OHL Eastern Conference's Most Underrated Player in 2001-02

**CAREER VS. NHL**

TEAM	GP	G	A	PTS	PIM
ANA	24	3	7	10	12
ARI	26	3	9	12	28
BOS	45	6	7	13	20
BUF	44	9	13	22	36
CGY	7	2	4	6	2
CAR	31	6	5	11	20
CHI	24	3	8	11	4
COL	27	7	6	13	12
CBJ	19	1	5	6	12
DAL	24	3	4	7	8
DET	22	2	8	10	16
EDM	36	5	16	21	8
FLA	29	4	7	11	9
LAK	25	2	2	4	6
MIN	31	4	10	14	14
MTL	47	10	13	23	50
NSH	22	3	7	10	8
NJD	24	8	6	14	10
NYI	28	8	14	22	14
NYR	27	2	8	10	16
OTT	46	11	17	28	22
PHI	27	2	12	14	2
PIT	31	4	10	14	24
SJS	28	2	6	8	14
STL	21	1	1	2	14
TBL	30	8	3	11	6
TOR	10	4	1	5	2
VAN	37	4	17	21	49
WSH	30	3	6	9	12
WPG	32	6	10	16	8
<b>TOTAL</b>	<b>854</b>	<b>136</b>	<b>242</b>	<b>378</b>	<b>458</b>

**CAREER PLAYOFFS VS. NHL**

TEAM	GP	G	A	PTS	PIM
ANA	5	0	0	0	4
OTT	3	0	0	0	2
VAN	6	1	3	4	17
<b>TOTAL</b>	<b>14</b>	<b>1</b>	<b>3</b>	<b>4</b>	<b>23</b>





6 | DENNIS  
**WIDEMAN**

Defence | Shoots: Right | 6'0" | 201 lbs. | DOB: Mar. 20, 1983 | Birthplace: Kitchener, ON

**DRAFTED:** Selected by Buffalo in the eighth round (241st overall) in the 2002 NHL Draft

**ACQUIRED:** Trade from Washington on June 22, 2012

CAREER REGULAR SEASON								CAREER PLAYOFFS					
SEASON	CLUB	LEAGUE	GP	G	A	PTS	PIM	GP	G	A	PTS	PIM	
1999-00	Sudbury	OHL	63	10	26	36	64	12	1	2	3	22	
2000-01	Sudbury	OHL	25	7	11	18	37	-	-	-	-	-	
	London	OHL	24	8	8	16	38	5	0	4	4	6	
2001-02	London	OHL	65	27	42	69	141	12	4	9	13	26	
2002-03	London	OHL	55	20	27	47	83	14	6	6	12	10	
2003-04	London	OHL	60	24	41	65	85	15	7	10	17	17	
2004-05	Worcester	AHL	79	13	30	43	65	-	-	-	-	-	
2005-06	Peoria	AHL	12	2	4	6	31	-	-	-	-	-	
	St. Louis	NHL	67	8	16	24	83	-	-	-	-	-	
2006-07	St. Louis	NHL	55	5	17	22	44	-	-	-	-	-	
	Boston	NHL	20	1	2	3	27	-	-	-	-	-	
2007-08	Boston	NHL	81	13	23	36	70	6	0	3	3	0	
2008-09	Boston	NHL	79	13	37	50	34	11	0	7	7	4	
2009-10	Boston	NHL	76	6	24	30	34	13	1	11	12	4	
2010-11	Florida	NHL	61	9	24	33	33	-	-	-	-	-	
	Washington	NHL	14	1	6	7	6	-	-	-	-	-	
2011-12	Washington	NHL	82	11	35	46	46	14	0	3	3	2	
2012-13	Calgary	NHL	46	6	16	22	12	-	-	-	-	-	
2013-14	Calgary	NHL	46	4	17	21	18	-	-	-	-	-	
2014-15	Calgary	NHL	80	15	41	56	34	11	0	7	7	12	
2015-16	Calgary	NHL	51	2	17	19	30	-	-	-	-	-	
<b>TOTAL</b>			<b>NHL</b>	<b>758</b>	<b>94</b>	<b>275</b>	<b>369</b>	<b>471</b>	<b>55</b>	<b>1</b>	<b>31</b>	<b>32</b>	<b>22</b>
			<b>Flames</b>	<b>223</b>	<b>27</b>	<b>91</b>	<b>118</b>	<b>94</b>	<b>11</b>	<b>0</b>	<b>7</b>	<b>7</b>	<b>12</b>
			<b>AHL</b>	<b>91</b>	<b>15</b>	<b>34</b>	<b>49</b>	<b>96</b>	<b>-</b>	<b>-</b>	<b>-</b>	<b>-</b>	<b>-</b>
			<b>OHL</b>	<b>292</b>	<b>96</b>	<b>155</b>	<b>251</b>	<b>448</b>	<b>58</b>	<b>18</b>	<b>31</b>	<b>49</b>	<b>81</b>

**NHL HIGHLIGHTS**

**CAREER FIRSTS**

**FIRST NHL GAME:** at CBJ on Nov. 9, 2005

**FIRST NHL GOAL:** vs. CBJ on Dec. 1, 2005

**FIRST NHL ASSIST:** at NSH on Nov. 12, 2005

**LONGEST PERSONAL STREAKS**

**GOALS:** 4 games (1x), Oct. 19 – 25, 2014 (4G, 1A)

**ASSISTS:** 5 games (2x), Most Recent: Mar. 6 – 13, 2012 (5A)

**POINTS:** 7 games (3x), Most Recent: Oct. 8 – 22, 2011 (2G, 5A)

**CAREER HIGHS**

**GOALS:** 2 (3x), Most Recent: vs. COL on Dec. 4, 2014

**ASSISTS:** 3 (2x), Most Recent: vs. ANA on Mar. 11, 2015

**POINTS:** 4 (1x), vs. TOR on Dec. 9, 2011 (2G, 2A)

**SHOTS:** 9 (1x), vs. CBJ on Dec. 1, 2005

**PIM:** 11 (1x), vs. ANA on Dec. 29, 2015

**PLUS/MINUS:** +5 (1x), Most Recent: vs. WSH on Oct. 26, 2013

**TIME ON ICE:** 38:05 (1x), at VAN on Jan. 18, 2014

**MULTI-POINT GAMES:** 62, Most Recent: vs. SJS on Dec. 8, 2015 (2A)

**PLAYOFFS**

**2008, 2009, 2010, 2012, 2015:** 55 games – 32 points (1G, 31A)

**SHOOTOUTS**

2-of-8 (25.0%), 1 Game-Deciding Goal

**CAREER TRANSACTIONS / CONTRACT STATUS**

**2004:** Signed as a free agent by the St. Louis Blues.

**2007:** Traded to Boston in exchange for Brad Boyes.

**2010:** Traded to Florida with a first round pick in the 2010 NHL Entry Draft and a third round pick in the 2011 NHL Entry Draft in exchange for Greg Campbell and Nathan Horton.

**2011:** Traded to Washington in exchange for Jake Hauswirth and a third round pick in the 2011 NHL Entry Draft.

**2012:** Traded to Calgary in exchange for Jordan Henry and a fifth round pick in the 2013 NHL Entry Draft.

**CONTRACT:** Signed through 2016-17 season. Becomes an unrestricted free agent in 2017-18.

## 2015-16 HIGHLIGHTS

- Finished the season with three multi-point games (all two-assist efforts)
- Missed 31 games through injury and suspension
- Had his first goal of the season on Dec. 20 at DET
- Had a four-game point streak (5A) Dec. 1 – 10
- Had a pair of assists on Dec. 8 vs. SJS
- Posted a pair of assists in two of three games from Oct. 13 – 17

## CAREER HIGHLIGHTS

- Playing in his 12th NHL season, his fifth with the Flames
- Played in all 11 postseason games for the Flames in 2014-15 and led the team in assists (7)
- Recorded a pair of assists in Calgary's final game of the playoffs on May 10, 2015 at ANA
- Assisted on the overtime winner on May 5, 2015 vs. ANA
- Had a pair of assists on Apr. 21, 2015 vs. VAN
- Led all Flames defencemen and set career highs in points (56), goals (15) and assists (41) in the regular season and finished fourth, tied for sixth, and tied for eighth in those categories among NHL blueliners
- Was second on the Flames with 15 multi-point games and had the second and third multi-goal games of his career on Nov. 18, 2014 vs. ANA and Dec. 4, 2014 vs. COL
- Played in his 700th career game on Mar. 25, 2015 at DAL
- Scored a goal for his 300th career point on Oct. 25, 2014 vs. WSH
- That goal was also part of a career-best streak of scoring in four consecutive games from Oct. 19 – 25
- Had the most ice-time in a game by any NHL player in the 2013-14 regular season with 38:05 on Jan. 18, 2014 at VAN
- In 2012-13, he led the Flames in average ice-time (25:09) and in blocked shots (100) and was the team's top defencemen in scoring with 22 points
- Scored his first goal with Calgary on Feb. 2, 2013 vs. CHI
- Had a pair of assists on Jan. 21, 2013 for his first points as a member of the Flames
- Made his Calgary debut on Jan. 20, 2013 vs. SJS
- Led all Capitals defencemen in points (46) in 2011-12, which tied for 10th among NHL blueliners
- Shared the league lead among defencemen for power play goals (9) in 2010-11 and his 40 points that year were the most by a Washington d-man
- Appeared in all 13 playoff games for Boston in 2009-10 and led the team with 11 assists and 12 points in the postseason
- Scored his first playoff goal on Apr. 19, 2010 vs. BUF
- Finished sixth in the NHL in plus/minus (+32) in 2008-09
- Made his NHL postseason debut in 2007-08 on Apr. 10, 2008 at MTL and had his first point (assist) on Apr. 13, 2008 vs. MTL
- Was leading St. Louis defencemen in scoring with 22 points when he was traded to Boston on Feb. 27, 2007
- Split the 2005-06 season between the Blues and the AHL's Peoria Rivermen
- Led Worcester Icecats in scoring with 43 points in 2004-05
- Named to the 2004-05 AHL All-Star Game
- Split his five-year junior career between Sudbury and London of the OHL
- Made the CHL Second All-Star Team in 2003-04 after leading OHL defencemen in goals (24)
- Scored the most goals (27) by an OHL defenceman in 2002-03

## CAREER VS. NHL

TEAM	GP	G	A	PTS	PIM
ANA	21	5	15	20	30
ARI	24	1	12	13	12
BOS	12	2	6	8	2
BUF	32	3	8	11	18
CGY	8	2	4	6	2
CAR	30	3	12	15	16
CHI	30	5	9	14	8
COL	23	2	8	10	4
CBJ	25	4	7	11	14
DAL	20	3	7	10	27
DET	28	3	9	12	30
EDM	24	4	9	13	22
FLA	25	1	11	12	12
LAK	23	2	11	13	10
MIN	20	1	6	7	10
MTL	37	4	12	16	23
NSH	29	0	7	7	22
NJD	30	8	7	15	18
NYI	25	3	11	14	8
NYR	26	3	6	9	20
OTT	32	2	9	11	20
PHI	28	5	6	11	18
PIT	26	3	7	10	28
SJS	27	3	10	13	10
STL	18	2	6	8	12
TBL	28	3	15	18	12
TOR	30	7	16	23	14
VAN	23	1	5	6	15
WSH	23	5	9	14	18
WPG	31	4	15	19	16
<b>TOTAL</b>	<b>758</b>	<b>94</b>	<b>275</b>	<b>369</b>	<b>471</b>

## CAREER PLAYOFFS VS. NHL

TEAM	GP	G	A	PTS	PIM
ANA	5	0	3	3	0
BOS	7	0	1	1	2
BUF	6	1	3	4	4
CAR	7	0	3	3	4
MTL	10	0	7	7	0
NYR	7	0	2	2	0
PHI	7	0	8	8	0
VAN	6	0	4	4	12
<b>TOTAL</b>	<b>55</b>	<b>1</b>	<b>31</b>	<b>32</b>	<b>22</b>

**IN THE  
SYSTEM**





54 | RASMUS  
**ANDERSSON**

Defence | Shoots: Right | 6'1" | 215 lbs. | DOB: Oct. 27, 1996 | Birthplace: Malmo, SWE  
**DRAFTED:** Selected by Calgary in the second round (53rd overall) in the 2015 NHL Draft

REGULAR SEASON								PLAYOFFS				
SEASON	CLUB	LEAGUE	GP	G	A	PTS	PIM	GP	G	A	PTS	PIM
2012-13	Malmo	SWE-1	38	3	8	11	22	-	-	-	-	-
2013-14	Malmo	SWE-1	43	3	10	13	26	-	-	-	-	-
2014-15	Barrie	OHL	67	12	52	64	88	9	1	3	4	6
2015-16	Barrie	OHL	64	9	51	60	60	15	2	13	15	16
<b>TOTAL</b>		<b>OHL</b>	<b>131</b>	<b>21</b>	<b>103</b>	<b>124</b>	<b>148</b>	<b>24</b>	<b>3</b>	<b>16</b>	<b>19</b>	<b>22</b>
		<b>SWE-1</b>	<b>81</b>	<b>6</b>	<b>18</b>	<b>24</b>	<b>48</b>	-	-	-	-	-



57 | MIKE  
**ANGELIDIS**

Centre | Shoots: Left | 6'1" | 213 lbs. | DOB: Jun. 27, 1985 | Birthplace: Woodbridge, ON  
**ACQUIRED:** Signed as a free agent on August 8, 2016

REGULAR SEASON								PLAYOFFS				
SEASON	CLUB	LEAGUE	GP	G	A	PTS	PIM	GP	G	A	PTS	PIM
2002-03	Owen Sound	OHL	65	7	10	17	81	4	1	1	2	0
2003-04	Owen Sound	OHL	66	9	9	18	118	7	4	1	5	4
2004-05	Owen Sound	OHL	41	9	10	19	126	8	3	2	5	10
2005-06	Owen Sound	OHL	68	53	25	78	167	11	5	9	14	38
2006-07	Florida	ECHL	24	10	8	18	54	-	-	-	-	-
	Albany	AHL	27	4	5	9	44	4	0	0	0	10
2007-08	Albany	AHL	74	11	16	27	151	7	0	2	2	6
2008-09	Albany	AHL	67	15	10	25	142	-	-	-	-	-
2009-10	Albany	AHL	67	12	12	24	119	8	2	4	6	12
2010-11	Norfolk	AHL	80	20	18	38	169	3	0	0	0	2
2011-12	Norfolk	AHL	54	14	13	27	135	18	1	5	6	35
	Tampa Bay	NHL	6	1	0	1	5	-	-	-	-	-
2012-13	Syracuse	AHL	71	11	13	24	158	18	2	4	6	49
	Tampa Bay	NHL	1	0	0	0	0	-	-	-	-	-
2013-14	Syracuse	AHL	75	12	21	33	161	-	-	-	-	-
2014-15	Syracuse	AHL	64	20	18	38	138	3	0	1	1	6
	Tampa Bay	NHL	3	0	0	0	12	-	-	-	-	-
2015-16	Syracuse	AHL	53	7	8	15	75	-	-	-	-	-
	Tampa Bay	NHL	4	1	0	1	5	-	-	-	-	-
<b>TOTAL</b>		<b>NHL</b>	<b>14</b>	<b>2</b>	<b>0</b>	<b>2</b>	<b>22</b>	<b>61</b>	<b>5</b>	<b>16</b>	<b>21</b>	<b>120</b>
		<b>AHL</b>	<b>632</b>	<b>126</b>	<b>134</b>	<b>260</b>	<b>1292</b>	-	-	-	-	-
		<b>ECHL</b>	<b>24</b>	<b>10</b>	<b>8</b>	<b>18</b>	<b>54</b>	-	-	-	-	-
		<b>OHL</b>	<b>240</b>	<b>78</b>	<b>54</b>	<b>132</b>	<b>492</b>	<b>30</b>	<b>13</b>	<b>13</b>	<b>26</b>	<b>48</b>



98 | RILEY  
**BRUCE**

Defence | Shoots: Right | 6'7" | 210 lbs. | DOB: Jul. 16, 1997 | Birthplace: Carp, ON  
**DRAFTED:** Selected by Calgary in the seventh round (196th overall) in the 2015 NHL Draft

REGULAR SEASON								PLAYOFFS				
SEASON	CLUB	LEAGUE	GP	G	A	PTS	PIM	GP	G	A	PTS	PIM
2012-13	Gloucester	CCHL	8	0	0	0	4	-	-	-	-	-
2013-14	North Bay	OHL	57	0	4	4	39	15	0	1	1	9
2014-15	North Bay	OHL	52	0	3	3	32	15	1	0	1	6
2015-16	North Bay	OHL	52	1	10	11	52	11	1	0	1	18
<b>TOTAL</b>		<b>OHL</b>	<b>161</b>	<b>1</b>	<b>17</b>	<b>18</b>	<b>123</b>	<b>41</b>	<b>2</b>	<b>1</b>	<b>3</b>	<b>33</b>
		<b>CCHL</b>	<b>8</b>	<b>0</b>	<b>0</b>	<b>0</b>	<b>4</b>	<b>-</b>	<b>-</b>	<b>-</b>	<b>-</b>	<b>-</b>



62 | AUSTIN  
**CARROLL**

Left Wing | Shoots: Right | 6'3" | 215 lbs. | DOB: Mar. 26, 1994 | Birthplace: Scottsdale, AZ  
**DRAFTED:** Selected by Calgary in the seventh round (184th overall) in the 2014 NHL Draft

REGULAR SEASON								PLAYOFFS				
SEASON	CLUB	LEAGUE	GP	G	A	PTS	PIM	GP	G	A	PTS	PIM
2010-11	Coquitlam	BCHL	42	6	5	11	28	4	0	0	0	4
2011-12	Victoria	WHL	62	8	12	20	80	4	2	0	2	6
2012-13	Victoria	WHL	67	15	27	42	152	4	1	1	2	2
2013-14	Victoria	WHL	70	34	23	57	114	9	5	3	8	16
2014-15	Victoria	WHL	69	38	39	77	124	10	1	8	9	8
2015-16	Stockton	AHL	53	6	7	13	74	-	-	-	-	-
<b>TOTAL</b>		<b>AHL</b>	<b>53</b>	<b>6</b>	<b>7</b>	<b>13</b>	<b>74</b>	<b>-</b>	<b>-</b>	<b>-</b>	<b>-</b>	<b>-</b>
		<b>WHL</b>	<b>268</b>	<b>95</b>	<b>101</b>	<b>196</b>	<b>470</b>	<b>27</b>	<b>9</b>	<b>12</b>	<b>21</b>	<b>32</b>
		<b>BCHL</b>	<b>42</b>	<b>6</b>	<b>5</b>	<b>11</b>	<b>28</b>	<b>4</b>	<b>0</b>	<b>0</b>	<b>0</b>	<b>4</b>



63 | RYAN  
**CULKIN**

Defence | Shoots: Left | 6'2" | 200 lbs. | DOB: Dec. 15, 1993 | Birthplace: Montreal, QC  
**DRAFTED:** Selected by Calgary in the fifth round (124th overall) in the 2012 NHL Draft

REGULAR SEASON								PLAYOFFS				
SEASON	CLUB	LEAGUE	GP	G	A	PTS	PIM	GP	G	A	PTS	PIM
2010-11	Quebec	QMJHL	40	6	5	11	12	18	0	5	5	4
2011-12	Quebec	QMJHL	60	6	19	25	28	10	0	7	7	8
2012-13	Quebec	QMJHL	67	5	40	45	46	11	2	4	6	10
2013-14	Quebec	QMJHL	38	5	31	36	26	-	-	-	-	-
	Drummondville	QMJHL	27	3	11	14	18	11	2	9	11	6
2014-15	Adirondack	AHL	37	1	17	18	18	-	-	-	-	-
2015-16	Adirondack	ECHL	33	0	8	8	28	-	-	-	-	-
	Stockton	AHL	27	1	1	2	10	-	-	-	-	-
<b>TOTAL</b>		<b>AHL</b>	<b>64</b>	<b>2</b>	<b>18</b>	<b>20</b>	<b>28</b>	-	-	-	-	-
		<b>ECHL</b>	<b>33</b>	<b>0</b>	<b>8</b>	<b>8</b>	<b>28</b>	-	-	-	-	-
		<b>QMJHL</b>	<b>232</b>	<b>25</b>	<b>106</b>	<b>131</b>	<b>130</b>	<b>50</b>	<b>4</b>	<b>25</b>	<b>29</b>	<b>28</b>



59 | DILLON  
**DUBE**

Centre | Shoots: Left | 5'11" | 185 lbs. | DOB: Jul. 20, 1998 | Birthplace: Cochrane, AB  
**DRAFTED:** Selected by Calgary in the second round (56th overall) in the 2016 NHL Draft

REGULAR SEASON							PLAYOFFS					
SEASON	CLUB	LEAGUE	GP	G	A	PTS	PIM	GP	G	A	PTS	PIM
2013-14	Kelowna	WHL	-	-	-	-	-	1	0	0	0	0
2014-15	Kelowna	WHL	45	17	10	27	12	18	5	6	11	8
2015-16	Kelowna	WHL	65	26	40	66	50	18	2	5	7	16
<b>TOTAL</b>		<b>WHL</b>	<b>110</b>	<b>43</b>	<b>50</b>	<b>93</b>	<b>62</b>	<b>37</b>	<b>7</b>	<b>11</b>	<b>18</b>	<b>24</b>




76 | ROMAN  
**DYUKOV**

Defence | Shoots: Left | 6'2" | 210 lbs. | DOB: Sep. 29, 1995 | Birthplace: Minsk, BLR  
**ACQUIRED:** Signed as a free agent on July 28, 2016

REGULAR SEASON								PLAYOFFS				
SEASON	CLUB	LEAGUE	GP	G	A	PTS	PIM	GP	G	A	PTS	PIM
2014-15	Minsk	Belarus	23	3	1	4	34	2	1	0	1	2
2015-16	Minsk	Belarus	32	1	7	8	42	11	1	3	4	6
	Belarus	WC	7	0	0	0	6	-	-	-	-	-
<b>TOTAL</b>		<b>Belarus</b>	<b>55</b>	<b>4</b>	<b>8</b>	<b>12</b>	<b>76</b>	<b>13</b>	<b>2</b>	<b>3</b>	<b>5</b>	<b>8</b>





80 | STEPAN  
**FALKOVSKY**

Defence | Shoots: Left | 6'7" | 230 lbs. | DOB: Dec. 18, 1996 | Birthplace: Minsk, BLR  
**DRAFTED:** Selected by Calgary in the seventh round (186th overall) in the 2016 NHL Draft

REGULAR SEASON								PLAYOFFS					
SEASON	CLUB	LEAGUE	GP	G	A	PTS	PIM	GP	G	A	PTS	PIM	
2014-15	Minsk	Belarus	1	0	0	0	0	-	-	-	-	-	
2015-16	Ottawa	OHL	58	9	23	32	35	5	1	2	3	4	
	BLR U-20	WJC	6	1	1	2	0	-	-	-	-	-	
<b>TOTAL</b>			<b>OHL</b>	<b>58</b>	<b>9</b>	<b>23</b>	<b>32</b>	<b>35</b>	<b>5</b>	<b>1</b>	<b>2</b>	<b>3</b>	<b>4</b>
			<b>Belarus</b>	<b>1</b>	<b>0</b>	<b>0</b>	<b>0</b>	<b>0</b>	<b>-</b>	<b>-</b>	<b>-</b>	<b>-</b>	<b>-</b>



83 | ADAM  
**FOX**

Defence | Shoots: Right | 6'3" | 200 lbs. | DOB: Feb. 17, 1998 | Birthplace: Jericho, NY  
**DRAFTED:** Selected by Calgary in the third round (66th overall) in the 2016 NHL Draft

REGULAR SEASON								PLAYOFFS				
SEASON	CLUB	LEAGUE	GP	G	A	PTS	PIM	GP	G	A	PTS	PIM
2014-15	USNTDP U-17	USHL	33	3	14	17	26	-	-	-	-	-
	USNTDP U-18	USHL	1	0	0	0	0	-	-	-	-	-
2015-16	USNTDP U-18	USHL	25	5	17	22	2	-	-	-	-	-
<b>TOTAL</b>		<b>USHL</b>	<b>59</b>	<b>8</b>	<b>31</b>	<b>39</b>	<b>28</b>	<b>-</b>	<b>-</b>	<b>-</b>	<b>-</b>	<b>-</b>



32 | JON  
**GILLIES**

Goaltender | Catches: Left | 6'6" | 225 lbs. | DOB: Jan. 22, 1994 | Birthplace: Concord, NH  
**DRAFTED:** Selected by Calgary in the third round (75th overall) in the 2012 NHL Draft

REGULAR SEASON											PLAYOFFS						
SEASON	CLUB	LEAGUE	GP	W	L	T	MINS	GA	SO	GAA	GP	W	L	MINS	GA	SO	GAA
2010-11	Indiana	USHL	25	15	6	2	1447	68	3	2.82	-	-	-	-	-	-	-
2011-12	Indiana	USHL	53	31	11	9	2967	137	3	2.77	-	-	-	-	-	-	-
2012-13	Providence	H-EAST	35	17	12	6	2105	73	5	2.08	-	-	-	-	-	-	-
	USA U-20	WJC	1	0	0	0	20	7	0	0.00	-	-	-	-	-	-	-
2013-14	Providence	H-EAST	34	19	9	5	2027	73	4	2.16	-	-	-	-	-	-	-
	USA U-20	WJC	4	2	2	0	238	11	0	2.77	-	-	-	-	-	-	-
2014-15	Providence	H-EAST	39	24	13	2	2301	77	4	2.01	-	-	-	-	-	-	-
2015-16	Stockton	AHL	7	2	3	1	363	14	2	2.31	-	-	-	-	-	-	-
<b>TOTAL</b>		<b>AHL</b>	<b>7</b>	<b>2</b>	<b>3</b>	<b>1</b>	<b>363</b>	<b>14</b>	<b>2</b>	<b>2.31</b>	<b>-</b>	<b>-</b>	<b>-</b>	<b>-</b>	<b>-</b>	<b>-</b>	<b>-</b>
		<b>H-EAST</b>	<b>108</b>	<b>60</b>	<b>34</b>	<b>13</b>	<b>6433</b>	<b>223</b>	<b>13</b>	<b>2.08</b>	<b>-</b>	<b>-</b>	<b>-</b>	<b>-</b>	<b>-</b>	<b>-</b>	<b>-</b>
		<b>USHL</b>	<b>78</b>	<b>46</b>	<b>17</b>	<b>11</b>	<b>4414</b>	<b>205</b>	<b>6</b>	<b>2.79</b>	<b>-</b>	<b>-</b>	<b>-</b>	<b>-</b>	<b>-</b>	<b>-</b>	<b>-</b>



25 | **FREDDIE HAMILTON**

Centre | Shoots: Right | 6'2" | 195 lbs. | DOB: Jan. 1, 1992 | Birthplace: Toronto, ON

**DRAFTED:** Selected by San Jose in the fifth round (129th overall) in the 2010 NHL Draft

**ACQUIRED:** Trade from Colorado on October 4, 2015

REGULAR SEASON								PLAYOFFS				
SEASON	CLUB	LEAGUE	GP	G	A	PTS	PIM	GP	G	A	PTS	PIM
2008-09	Niagara	OHL	65	10	18	28	8	12	2	2	4	4
2009-10	Niagara	OHL	64	25	30	55	12	5	1	1	2	6
2010-11	Niagara	OHL	68	38	45	83	20	14	4	10	14	4
2011-12	Niagara	OHL	61	35	51	86	31	20	7	17	24	9
	CAN U-20	WJC	6	1	6	7	2	-	-	-	-	-
2012-13	Worcester	AHL	76	13	13	26	16	-	-	-	-	-
2013-14	San Jose	NHL	11	0	0	0	2	-	-	-	-	-
	Worcester	AHL	64	22	21	43	6	-	-	-	-	-
2014-15	San Jose	NHL	1	0	0	0	0	-	-	-	-	-
	Lake Erie	AHL	5	2	2	4	0	-	-	-	-	-
	Colorado	NHL	17	1	0	1	0	-	-	-	-	-
2015-16	Stockton	AHL	62	18	25	43	24	-	-	-	-	-
	Calgary	NHL	4	1	1	2	0	-	-	-	-	-
<b>TOTAL</b>		<b>NHL</b>	<b>33</b>	<b>2</b>	<b>1</b>	<b>3</b>	<b>2</b>	-	-	-	-	-
		<b>Flames</b>	<b>4</b>	<b>1</b>	<b>1</b>	<b>2</b>	<b>0</b>	-	-	-	-	-
		<b>AHL</b>	<b>207</b>	<b>55</b>	<b>61</b>	<b>116</b>	<b>46</b>	-	-	-	-	-
		<b>OHL</b>	<b>258</b>	<b>108</b>	<b>144</b>	<b>252</b>	<b>71</b>	<b>51</b>	<b>14</b>	<b>30</b>	<b>44</b>	<b>23</b>



97 | **TIM HARRISON**

Right Wing | Shoots: Right | 6'3" | 200 lbs. | DOB: Jan. 11, 1994 | Birthplace: Duxbury, MA

**DRAFTED:** Selected by Calgary in the sixth round (157th overall) in the 2013 NHL Draft

REGULAR SEASON								PLAYOFFS				
SEASON	CLUB	LEAGUE	GP	G	A	PTS	PIM	GP	G	A	PTS	PIM
2012-13	Dexter	HIGH-MA	28	24	27	51	56	-	-	-	-	-
2013-14	Colgate	ECAC	34	0	5	5	20	-	-	-	-	-
2014-15	Colgate	ECAC	37	7	4	11	24	-	-	-	-	-
2015-16	Colgate	ECAC	36	8	9	17	28	-	-	-	-	-
<b>TOTAL</b>		<b>ECAC</b>	<b>107</b>	<b>15</b>	<b>18</b>	<b>33</b>	<b>72</b>	-	-	-	-	-
		<b>HIGH-MA</b>	<b>28</b>	<b>24</b>	<b>27</b>	<b>51</b>	<b>56</b>	-	-	-	-	-




64 | GARNET  
**HATHAWAY**

Right Wing | Shoots: Right | 6'2" | 207 lbs. | DOB: Nov. 23, 1991 | Birthplace: Kennebunkport, ME

**DRAFTED:** Undrafted free agent signed by the Calgary Flames

REGULAR SEASON								PLAYOFFS				
SEASON	CLUB	LEAGUE	GP	G	A	PTS	PIM	GP	G	A	PTS	PIM
2010-11	Brown	ECAC	31	5	9	14	42	-	-	-	-	-
2011-12	Brown	ECAC	26	3	5	8	48	-	-	-	-	-
2012-13	Brown	ECAC	33	6	15	21	47	-	-	-	-	-
2013-14	Brown	ECAC	31	6	9	15	41	-	-	-	-	-
	Abbotsford	AHL	8	0	0	0	10	1	0	0	0	10
2014-15	Adirondack	AHL	72	19	17	36	77	-	-	-	-	-
2015-16	Stockton	AHL	44	8	13	21	39	-	-	-	-	-
	Calgary	NHL	14	0	3	3	31	-	-	-	-	-
<b>TOTAL</b>		<b>NHL</b>	<b>14</b>	<b>0</b>	<b>3</b>	<b>3</b>	<b>31</b>	-	-	-	-	-
		<b>AHL</b>	<b>124</b>	<b>27</b>	<b>30</b>	<b>57</b>	<b>126</b>	<b>1</b>	<b>0</b>	<b>0</b>	<b>0</b>	<b>10</b>
		<b>ECAC</b>	<b>121</b>	<b>20</b>	<b>38</b>	<b>58</b>	<b>178</b>	-	-	-	-	-




74 | BRANDON  
**HICKEY**

Defence | Shoots: Left | 6'2" | 180 lbs. | DOB: Apr. 13, 1996 | Birthplace: Leduc, AB

**DRAFTED:** Selected by Calgary in the third round (64th overall) in 2014 NHL Draft

REGULAR SEASON								PLAYOFFS				
SEASON	CLUB	LEAGUE	GP	G	A	PTS	PIM	GP	G	A	PTS	PIM
2011-12	Spruce Grove	AJHL	2	0	0	0	2	-	-	-	-	-
2012-13	Spruce Grove	AJHL	55	1	6	7	11	16	0	0	0	12
2013-14	Spruce Grove	AJHL	49	4	18	22	29	13	0	5	5	4
2014-15	Boston U.	H-EAST	41	6	11	17	18	-	-	-	-	-
2015-16	Boston U.	H-EAST	36	5	3	8	28	-	-	-	-	-
	CAN U-20	WJC	5	0	0	0	2	-	-	-	-	-
<b>TOTAL</b>		<b>H-EAST</b>	<b>77</b>	<b>11</b>	<b>14</b>	<b>25</b>	<b>46</b>	-	-	-	-	-
		<b>AJHL</b>	<b>106</b>	<b>5</b>	<b>24</b>	<b>29</b>	<b>42</b>	<b>29</b>	<b>0</b>	<b>5</b>	<b>5</b>	<b>16</b>



77 | MARK  
**JANKOWSKI**

Centre | Shoots: Left | 6'4" | 205 lbs. | DOB: Sep. 13, 1994 | Birthplace: St. Catharines, ON  
**DRAFTED:** Selected by Calgary in the first round (21st overall) in the 2012 NHL Draft

REGULAR SEASON								PLAYOFFS				
SEASON	CLUB	LEAGUE	GP	G	A	PTS	PIM	GP	G	A	PTS	PIM
2011-12	Stanstead	HIGH/QC	57	53	41	94	N/A	-	-	-	-	-
2012-13	Providence	H-EAST	34	7	11	18	10	-	-	-	-	-
2013-14	Providence	H-EAST	39	13	12	25	14	-	-	-	-	-
2014-15	Providence	H-EAST	37	8	19	27	14	-	-	-	-	-
2015-16	Providence	H-EAST	38	15	25	40	28	-	-	-	-	-
	Stockton	AHL	8	2	4	6	0	-	-	-	-	-
<b>TOTAL</b>		AHL	8	2	4	6	0	-	-	-	-	-
		H-EAST	148	43	67	110	66	-	-	-	-	-
		HIGH/QC	57	53	41	94	N/A	-	-	-	-	-



73 | KEEGAN  
**KANZIG**

Defence | Shoots: Left | 6'7" | 245 lbs. | DOB: Feb. 26, 1995 | Birthplace: Athabasca, AB  
**DRAFTED:** Selected by Calgary in the third round (67th overall) in the 2013 NHL Draft

REGULAR SEASON								PLAYOFFS				
SEASON	CLUB	LEAGUE	GP	G	A	PTS	PIM	GP	G	A	PTS	PIM
2011-12	Victoria	WHL	63	0	2	2	66	4	0	0	0	8
2012-13	Victoria	WHL	70	0	7	7	159	6	1	0	1	10
2013-14	Victoria	WHL	63	3	5	8	99	7	0	1	1	17
2014-15	Victoria	WHL	21	0	6	6	51	-	-	-	-	-
	Calgary	WHL	49	3	13	16	115	17	0	3	3	31
2015-16	Calgary	WHL	53	13	7	20	75	5	1	0	1	4
	Stockton	AHL	3	0	0	0	2	-	-	-	-	-
<b>TOTAL</b>		AHL	3	0	0	0	2	-	-	-	-	-
		WHL	319	19	40	59	565	39	2	4	6	70



89 | PAVEL  
**KARNAUKHOV**

Centre | Shoots: Left | 6'3" | 206 lbs. | DOB: Mar. 15, 1997 | Birthplace: Minsk, BLR  
**DRAFTED:** Selected by Calgary in the fifth round (136th overall) in the 2015 NHL Draft

REGULAR SEASON								PLAYOFFS				
SEASON	CLUB	LEAGUE	GP	G	A	PTS	PIM	GP	G	A	PTS	PIM
2014-15	Calgary	WHL	69	20	22	42	51	17	6	5	11	10
2015-16	Calgary	WHL	49	12	19	31	52	5	2	1	3	4
<b>TOTAL</b>		WHL	118	32	41	73	103	22	8	6	14	14



45 | MORGAN  
**KLIMCHUK**

Left Wing | Shoots: Left | 6'0" | 185 lbs. | DOB: Mar. 2, 1995 | Birthplace: Calgary, AB  
**DRAFTED:** Selected by Calgary in the first round (28th overall) in the 2013 NHL Draft

REGULAR SEASON								PLAYOFFS				
SEASON	CLUB	LEAGUE	GP	G	A	PTS	PIM	GP	G	A	PTS	PIM
2010-11	Regina	WHL	5	0	1	1	0	-	-	-	-	-
2011-12	Regina	WHL	67	18	18	36	27	5	0	1	1	2
2012-13	Regina	WHL	72	36	40	76	20	-	-	-	-	-
2013-14	Regina	WHL	57	30	44	74	27	4	3	2	5	2
	Abbotsford	AHL	4	0	0	0	4	-	-	-	-	-
2014-15	Regina	WHL	27	14	16	30	12	-	-	-	-	-
	Brandon	WHL	33	20	30	50	12	13	3	10	13	2
2015-16	Stockton	AHL	55	3	6	9	10	-	-	-	-	-
	<b>TOTAL</b>	<b>AHL</b>	<b>59</b>	<b>3</b>	<b>6</b>	<b>9</b>	<b>14</b>	-	-	-	-	-
		<b>WHL</b>	<b>261</b>	<b>118</b>	<b>149</b>	<b>567</b>	<b>98</b>	<b>22</b>	<b>6</b>	<b>13</b>	<b>19</b>	<b>6</b>



61 | BRETT  
**KULAK**

Defence | Shoots: Left | 6'2" | 189 lbs. | DOB: Jan. 6, 1994 | Birthplace: Edmonton, AB  
**DRAFTED:** Selected by Calgary in the fourth round (105th overall) in the 2012 NHL Draft

REGULAR SEASON								PLAYOFFS				
SEASON	CLUB	LEAGUE	GP	G	A	PTS	PIM	GP	G	A	PTS	PIM
2010-11	Vancouver	WHL	3	0	0	0	0	-	-	-	-	-
2011-12	Vancouver	WHL	72	9	15	24	22	6	0	4	4	2
2012-13	Vancouver	WHL	72	12	32	44	34	-	-	-	-	-
	Abbotsford	AHL	4	0	0	0	0	-	-	-	-	-
2013-14	Vancouver	WHL	69	14	46	60	51	4	1	2	3	7
	Abbotsford	AHL	6	1	2	3	2	4	0	0	0	2
2014-15	Calgary	NHL	1	0	0	0	2	-	-	-	-	-
	Adirondack	AHL	26	4	9	13	27	-	-	-	-	-
	Colorado	ECHL	39	9	21	30	15	-	-	-	-	-
2015-16	Stockton	AHL	59	3	14	17	36	-	-	-	-	-
	Calgary	NHL	8	0	0	0	0	-	-	-	-	-
<b>TOTAL</b>		<b>NHL</b>	<b>9</b>	<b>0</b>	<b>0</b>	<b>0</b>	<b>2</b>	-	-	-	-	-
		<b>AHL</b>	<b>95</b>	<b>8</b>	<b>25</b>	<b>33</b>	<b>65</b>	<b>4</b>	<b>0</b>	<b>0</b>	<b>0</b>	<b>2</b>
		<b>ECHL</b>	<b>39</b>	<b>9</b>	<b>21</b>	<b>30</b>	<b>15</b>	-	-	-	-	-
		<b>WHL</b>	<b>216</b>	<b>35</b>	<b>93</b>	<b>128</b>	<b>107</b>	<b>10</b>	<b>1</b>	<b>6</b>	<b>7</b>	<b>9</b>



58 | OLIVER  
**KYLINGTON**

Defence | Shoots: Left | 6'1" | 185 lbs. | DOB: May 19, 1997 | Birthplace: Stockholm, SWE  
**DRAFTED:** Selected by Calgary in the second round (60th overall) in the 2015 NHL Draft

REGULAR SEASON								PLAYOFFS				
SEASON	CLUB	LEAGUE	GP	G	A	PTS	PIM	GP	G	A	PTS	PIM
2013-14	Farjestads	SHL	32	2	4	6	6	12	0	2	2	2
2014-15	Farjestads	SHL	18	2	3	5	4	-	-	-	-	-
	AIK	SWE-1	17	4	3	7	6	-	-	-	-	-
2015-16	Stockton	AHL	47	5	7	12	14	-	-	-	-	-
	Calgary	NHL	1	0	0	0	0	-	-	-	-	-
<b>TOTAL</b>		<b>NHL</b>	<b>1</b>	<b>0</b>	<b>0</b>	<b>0</b>	<b>0</b>	-	-	-	-	-
		<b>AHL</b>	<b>47</b>	<b>5</b>	<b>7</b>	<b>12</b>	<b>14</b>	-	-	-	-	-
		<b>SWE-1</b>	<b>17</b>	<b>4</b>	<b>3</b>	<b>7</b>	<b>6</b>	-	-	-	-	-
		<b>SHL</b>	<b>50</b>	<b>4</b>	<b>7</b>	<b>11</b>	<b>10</b>	<b>12</b>	<b>0</b>	<b>2</b>	<b>2</b>	<b>2</b>



81 | LINUS  
**LINDSTROM**

Centre | Shoots: Left | 6'0" | 170 lbs. | DOB: Jan. 8, 1998 | Birthplace: Skelleftea, SWE  
**DRAFTED:** Selected by Calgary in the fourth round (96th overall) in the 2016 NHL Draft

REGULAR SEASON								PLAYOFFS				
SEASON	CLUB	LEAGUE	GP	G	A	PTS	PIM	GP	G	A	PTS	PIM
2014-15	Skelleftea Jr	SWE Jr	23	11	7	18	4	-	-	-	-	-
2015-16	Skelleftea Jr	SWE Jr	40	14	30	44	28	6	5	5	10	0
	Skelleftea	SHL	4	1	0	1	0	-	-	-	-	-
<b>TOTAL</b>		<b>SHL</b>	<b>56</b>	<b>1</b>	<b>5</b>	<b>6</b>	<b>6</b>	-	-	-	-	-
		<b>SWE Jr</b>	<b>6</b>	<b>0</b>	<b>2</b>	<b>2</b>	<b>4</b>	<b>6</b>	<b>5</b>	<b>5</b>	<b>10</b>	<b>0</b>



56 | RYAN  
**LOMBERG**

Left Wing | Shoots: Left | 5'10" | 190 lbs. | DOB: Dec. 9, 1994 | Birthplace: Richmond Hill, ON  
**ACQUIRED:** Signed as a free agent on September 4, 2015

REGULAR SEASON								PLAYOFFS				
SEASON	CLUB	LEAGUE	GP	G	A	PTS	PIM	GP	G	A	PTS	PIM
2011-12	Muskegon	USHL	52	22	18	40	154	-	-	-	-	-
2012-13	Maine	H-EAST	32	7	7	14	42	-	-	-	-	-
2013-14	Maine	H-EAST	34	11	7	18	40	-	-	-	-	-
2014-15	Youngstown	USHL	56	24	19	43	146	4	1	1	2	6
2015-16	Adirondack	ECHL	43	18	17	35	48	12	3	3	6	27
	Stockton	AHL	15	0	3	3	42	-	-	-	-	-
<b>TOTAL</b>		<b>AHL</b>	<b>15</b>	<b>0</b>	<b>3</b>	<b>3</b>	<b>42</b>	-	-	-	-	-
		<b>ECHL</b>	<b>43</b>	<b>18</b>	<b>17</b>	<b>35</b>	<b>48</b>	<b>12</b>	<b>3</b>	<b>3</b>	<b>6</b>	<b>27</b>
		<b>H-EAST</b>	<b>66</b>	<b>18</b>	<b>14</b>	<b>32</b>	<b>82</b>	-	-	-	-	-
		<b>USHL</b>	<b>108</b>	<b>46</b>	<b>37</b>	<b>83</b>	<b>300</b>	<b>4</b>	<b>1</b>	<b>1</b>	<b>2</b>	<b>6</b>





88 | ANDREW  
**MANGIAPANE**

Left Wing | Shoots: Left | 5'10" | 185 lbs. | DOB: Apr. 4, 1996 | Birthplace: Bolton, ON  
**DRAFTED:** Selected by Calgary in the sixth round (166th overall) in the 2015 NHL Draft

REGULAR SEASON								PLAYOFFS				
SEASON	CLUB	LEAGUE	GP	G	A	PTS	PIM	GP	G	A	PTS	PIM
2013-14	Barrie	OHL	68	24	27	51	28	11	2	5	7	8
2014-15	Barrie	OHL	68	43	61	104	54	9	6	4	10	12
2015-16	Barrie	OHL	59	51	55	106	50	15	10	11	21	14
<b>TOTAL</b>		<b>OHL</b>	<b>195</b>	<b>118</b>	<b>143</b>	<b>261</b>	<b>132</b>	<b>35</b>	<b>18</b>	<b>20</b>	<b>38</b>	<b>34</b>



91 | MITCHELL  
**MATTSON**

Centre | Shoots: Left | 6'5" | 195 lbs. | DOB: Jan. 2, 1998 | Birthplace: Grand Rapids, MN  
**DRAFTED:** Selected by Calgary in the fifth round (126th overall) in the 2016 NHL Draft

REGULAR SEASON								PLAYOFFS				
SEASON	CLUB	LEAGUE	GP	G	A	PTS	PIM	GP	G	A	PTS	PIM
2013-14	Grand Rapids	HIGH-MN	25	11	26	37	18	2	0	2	2	0
2014-15	Grand Rapids	HIGH-MN	25	22	26	48	6	2	1	2	3	6
	Bloomington	USHL	13	2	5	7	2	-	-	-	-	-
2015-16	Grand Rapids	HIGH-MN	25	17	29	46	22	3	3	9	12	0
	Bloomington	USHL	21	2	0	2	8	10	1	0	1	0
<b>TOTAL</b>		<b>USHL</b>	<b>34</b>	<b>4</b>	<b>5</b>	<b>9</b>	<b>10</b>	<b>10</b>	<b>1</b>	<b>0</b>	<b>1</b>	<b>0</b>
		<b>HIGH-MN</b>	<b>75</b>	<b>50</b>	<b>81</b>	<b>131</b>	<b>46</b>	<b>7</b>	<b>4</b>	<b>13</b>	<b>17</b>	<b>6</b>



72 | MASON  
**McDONALD**

Goaltender | Catches: Right | 6'6" | 200 lbs. | DOB: Apr. 23, 1996 | Birthplace: Halifax, NS  
**DRAFTED:** Selected by Calgary in the second round (34th overall) in 2014 NHL Draft

REGULAR SEASON											PLAYOFFS						
SEASON	CLUB	LEAGUE	GP	W	L	T	MINS	GA	SO	GAA	GP	W	L	MINS	GA	SO	GAA
2012-13	Acadie-Bath.	QMJHL	26	6	8	3	1004	79	1	4.72	1	0	0	20	1	0	3.00
2013-14	Acadie-Bath.	QMJHL	13	3	7	1	655	39	0	3.57	-	-	-	-	-	-	-
	Charlottetown	QMJHL	16	5	8	2	519	53	0	3.35	4	0	4	200	22	0	6.58
2014-15	Charlottetown	QMJHL	56	28	22	4	3194	163	1	3.06	3	1	1	121	8	0	3.98
2015-16	Charlottetown	QMJHL	39	21	15	3	2307	128	3	3.33	12	6	6	736	45	0	3.67
	CAN U-20	WJC	2	1	1	0	119	5	0	2.52	-	-	-	-	-	-	-
<b>TOTAL</b>		<b>QMJHL</b>	<b>150</b>	<b>63</b>	<b>60</b>	<b>13</b>	<b>8108</b>	<b>462</b>	<b>5</b>	<b>3.42</b>	<b>20</b>	<b>7</b>	<b>11</b>	<b>1077</b>	<b>76</b>	<b>0</b>	<b>4.23</b>



53 | KENNEY  
**MORRISON**

Defence | Shoots: Right | 6'2" | 210 lbs. | DOB: Feb. 13, 1992 | Birthplace: Lloydminster, AB

**ACQUIRED:** Signed as a free agent on March 19, 2015

REGULAR SEASON								PLAYOFFS				
SEASON	CLUB	LEAGUE	GP	G	A	PTS	PIM	GP	G	A	PTS	PIM
2010-11	Alberni Valley	BCHL	55	8	27	35	26	4	0	2	2	2
2011-12	Omaha	USHL	57	15	20	35	44	3	0	0	0	0
2012-13	W. Michigan	CCHA	38	7	13	20	32	-	-	-	-	-
2013-14	W. Michigan	NCHC	40	4	15	19	83	-	-	-	-	-
2014-15	W. Michigan	NCHC	37	5	10	15	36	-	-	-	-	-
	Adirondack	AHL	10	2	4	6	4	-	-	-	-	-
2015-16	Stockton	AHL	44	3	10	13	30	-	-	-	-	-
	<b>TOTAL</b>	<b>AHL</b>	<b>54</b>	<b>5</b>	<b>14</b>	<b>19</b>	<b>34</b>	-	-	-	-	-
		<b>NCHC</b>	<b>77</b>	<b>9</b>	<b>25</b>	<b>34</b>	<b>119</b>	-	-	-	-	-
		<b>CCHA</b>	<b>38</b>	<b>7</b>	<b>13</b>	<b>20</b>	<b>32</b>	-	-	-	-	-
		<b>USHL</b>	<b>57</b>	<b>15</b>	<b>20</b>	<b>35</b>	<b>44</b>	<b>3</b>	<b>0</b>	<b>0</b>	<b>0</b>	<b>0</b>
		<b>BCHL</b>	<b>55</b>	<b>8</b>	<b>27</b>	<b>35</b>	<b>26</b>	<b>4</b>	<b>0</b>	<b>2</b>	<b>2</b>	<b>2</b>




68 | ADAM  
**OLLAS MATTSSON**

Defence | Shoots: Left | 6'4" | 210 lbs. | DOB: Jul. 30, 1996 | Birthplace: Stockholm, SWE

**DRAFTED:** Selected by Calgary in the sixth round (175th overall) in the 2014 NHL Draft

REGULAR SEASON								PLAYOFFS				
SEASON	CLUB	LEAGUE	GP	G	A	PTS	PIM	GP	G	A	PTS	PIM
2013-14	Djurgardens	SWE-JR	33	1	8	9	42	4	0	2	2	2
	Djurgardens	SWE-1	6	0	2	2	4	-	-	-	-	-
2014-15	Djurgardens	SWE-1	34	0	2	2	4	1	0	0	0	0
	Djurgardens	SWE-JR	19	1	6	7	42	7	0	2	2	29
2015-16	Djurgardens	SWE-1	22	1	3	4	2	1	0	0	0	0
	Djurgardens	SWE-JR	0	0	0	0	0	1	0	0	0	0
	SWE U-20	WJC	5	1	1	2	6	-	-	-	-	-
	<b>TOTAL</b>	<b>SWE-1</b>	<b>62</b>	<b>1</b>	<b>7</b>	<b>8</b>	<b>10</b>	<b>2</b>	<b>0</b>	<b>0</b>	<b>0</b>	<b>0</b>
		<b>SWE-JR</b>	<b>52</b>	<b>2</b>	<b>14</b>	<b>16</b>	<b>84</b>	<b>12</b>	<b>0</b>	<b>4</b>	<b>4</b>	<b>31</b>



82 | TYLER  
**PARSONS**

Goaltender | Catches: Left | 6'1" | 185 lbs. | DOB: Sep. 18, 1997 | Birthplace: Chesterfield, MI  
**DRAFTED:** Selected by Calgary in the second round (54th overall) in the 2016 NHL Draft

REGULAR SEASON											PLAYOFFS						
SEASON	CLUB	LEAGUE	GP	W	L	T	MINS	GA	SO	GAA	GP	W	L	MINS	GA	SO	GA/A
2014-15	London	OHL	33	15	10	2	1647	97	0	3.53	8	4	3	437	24	1	3.30
2015-16	London	OHL	49	37	9	3	2835	110	4	2.33	18	16	2	1086	39	1	2.15
<b>TOTAL</b>		<b>OHL</b>	<b>82</b>	<b>52</b>	<b>19</b>	<b>5</b>	<b>4482</b>	<b>207</b>	<b>4</b>	<b>2.77</b>	<b>26</b>	<b>20</b>	<b>5</b>	<b>1523</b>	<b>63</b>	<b>2</b>	<b>2.48</b>



47 | MATTHEW  
**PHILLIPS**

Right Wing | Shoots: Right | 5'7" | 155 lbs. | DOB: Apr. 6, 1998 | Birthplace: Calgary, AB  
**DRAFTED:** Selected by Calgary in the sixth round (166th overall) in the 2016 NHL Draft

REGULAR SEASON										PLAYOFFS				
SEASON	CLUB	LEAGUE	GP	G	A	PTS	PIM	GP	G	A	PTS	PIM		
2014-15	Victoria	WHL	2	1	2	3	0	-	-	-	-	-		
2015-16	Victoria	WHL	72	37	39	76	16	13	5	3	8	2		
<b>TOTAL</b>		<b>WHL</b>	<b>74</b>	<b>38</b>	<b>41</b>	<b>79</b>	<b>16</b>	<b>13</b>	<b>5</b>	<b>3</b>	<b>8</b>	<b>2</b>		



28 | EMILE  
**POIRIER**

Right Wing | Shoots: Left | 6'2" | 197 lbs. | DOB: Dec. 14, 1994 | Birthplace: Montreal, QC  
**DRAFTED:** Selected by Calgary in first round (22nd overall) in the 2013 NHL Draft

REGULAR SEASON										PLAYOFFS				
SEASON	CLUB	LEAGUE	GP	G	A	PTS	PIM	GP	G	A	PTS	PIM		
2011-12	Gatineau	QMJHL	67	15	25	40	53	4	1	0	1	8		
2012-13	Gatineau	QMJHL	65	32	38	70	101	10	6	4	10	14		
2013-14	Gatineau	QMJHL	63	43	44	87	129	9	7	3	10	26		
	Abbotsford	AHL	2	2	2	4	0	3	1	0	1	2		
2014-15	Calgary	NHL	6	0	1	1	0	-	-	-	-	-		
	Adirondack	AHL	55	19	23	42	50	-	-	-	-	-		
2015-16	Calgary	NHL	2	0	0	0	2	-	-	-	-	-		
	Stockton	AHL	60	12	17	29	51	-	-	-	-	-		
<b>TOTAL</b>		<b>NHL</b>	<b>8</b>	<b>0</b>	<b>1</b>	<b>1</b>	<b>2</b>	<b>-</b>	<b>-</b>	<b>-</b>	<b>-</b>	<b>-</b>		
		<b>AHL</b>	<b>117</b>	<b>33</b>	<b>42</b>	<b>75</b>	<b>101</b>	<b>3</b>	<b>1</b>	<b>0</b>	<b>1</b>	<b>2</b>		
		<b>QMJHL</b>	<b>195</b>	<b>90</b>	<b>107</b>	<b>197</b>	<b>283</b>	<b>23</b>	<b>14</b>	<b>7</b>	<b>21</b>	<b>48</b>		



60 | BRETT  
**POLLOCK**

Centre | Shoots: Left | 6'3" | 195 lbs. | DOB: May 17, 1996 | Birthplace: Sherwood Park, AB  
**DRAFTED:** Selected by Dallas in the second round (45th overall) in the 2014 NHL Draft  
**ACQUIRED:** Trade from Dallas on February 29, 2016


REGULAR SEASON								PLAYOFFS				
SEASON	CLUB	LEAGUE	GP	G	A	PTS	PIM	GP	G	A	PTS	PIM
2012-13	Edmonton	WHL	40	2	2	4	2	-	-	-	-	-
2013-14	Edmonton	WHL	71	25	30	55	36	21	11	8	19	10
2014-15	Edmonton	WHL	70	32	30	62	88	5	3	2	5	4
2015-16	Edmonton	WHL	72	30	48	78	76	6	2	2	4	12
	Stockton	AHL	3	1	0	1	2	-	-	-	-	-
	<b>TOTAL</b>	<b>AHL</b>	<b>3</b>	<b>1</b>	<b>0</b>	<b>1</b>	<b>2</b>	-	-	-	-	-
		<b>WHL</b>	<b>253</b>	<b>89</b>	<b>110</b>	<b>199</b>	<b>202</b>	<b>32</b>	<b>16</b>	<b>12</b>	<b>28</b>	<b>26</b>



74 | DANIEL  
**PRIBYL**

Right Wing | Shoots: Right | 6'4" | 215 lbs. | DOB: Dec. 18, 1992 | Birthplace: Pisek, CZE  
**DRAFTED:** Selected by Montreal in the sixth round (168th overall) in the 2011 NHL Draft  
**ACQUIRED:** Signed as a free agent on April 22, 2016

REGULAR SEASON								PLAYOFFS				
SEASON	CLUB	LEAGUE	GP	G	A	PTS	PIM	GP	G	A	PTS	PIM
2010-11	Sparta Praha	Czech	3	0	0	0	0	-	-	-	-	-
2011-12	Sparta Praha	Czech	17	2	0	2	6	-	-	-	-	-
	CZE U-20	WJC	5	0	1	1	0	-	-	-	-	-
2012-13	Sparta Praha	Czech	42	12	10	22	10	6	0	0	0	4
2013-14	Sparta Praha	Czech	46	9	16	25	18	12	5	3	8	6
2014-15	Sparta Praha	Czech	21	8	7	15	14	10	1	4	5	8
2015-16	Sparta Praha	Czech	45	16	29	45	16	9	5	6	11	2
	<b>TOTAL</b>	<b>Czech</b>	<b>174</b>	<b>47</b>	<b>62</b>	<b>109</b>	<b>64</b>	<b>37</b>	<b>11</b>	<b>13</b>	<b>24</b>	<b>20</b>



RUSHAN  
**RAFIKOV**

Defence | Shoots: Left | 6'1" | 185 lbs. | DOB: May 15, 1995 | Birthplace: Saratov, RUS  
**ACQUIRED:** 7th round, 187th overall in the 2013 NHL Draft

REGULAR SEASON								PLAYOFFS				
SEASON	CLUB	LEAGUE	GP	G	A	PTS	PIM	GP	G	A	PTS	PIM
2012-13	Yaroslavl	MHL	53	1	9	10	38	-	-	-	-	-
2013-14	Yaroslavl	MHL	47	8	12	20	46	7	0	0	0	2
2014-15	Ryazan	VHL	35	1	17	18	16	5	1	2	3	0
	Yaroslavl	MHL	2	1	0	1	0	14	4	4	8	22
	RUS U-20	WJC	7	1	2	3	10	-	-	-	-	-
2015-16	Yaroslavl Lokomotiv	KHL	16	0	0	0	6	-	-	-	-	-
	Vladivostok Admiral	KHL	17	0	2	2	6	-	-	-	-	-
	<b>TOTAL</b>	<b>KHL</b>	<b>33</b>	<b>0</b>	<b>2</b>	<b>2</b>	<b>12</b>	-	-	-	-	-
		<b>VHL</b>	<b>35</b>	<b>1</b>	<b>17</b>	<b>18</b>	<b>16</b>	<b>5</b>	<b>1</b>	<b>2</b>	<b>3</b>	<b>0</b>
		<b>MHL</b>	<b>102</b>	<b>10</b>	<b>21</b>	<b>31</b>	<b>84</b>	<b>21</b>	<b>4</b>	<b>4</b>	<b>8</b>	<b>24</b>



40 | DAVID  
**RITTICH**

Goaltender | Catches: Left | 6'3" | 198 lbs. | DOB: Aug. 19, 1992 | Birthplace: Jihlava, CZE

ACQUIRED: Signed as a free agent on June 13, 2016

REGULAR SEASON											PLAYOFFS						
SEASON	CLUB	LEAGUE	GP	W	L	T	MINS	GA	SO	GAA	GP	W	L	MINS	GA	SO	GAAP
2014-15	BK Mlada Boleslav	Czech	23	8	15	0	1218	64	0	3.15	-	-	-	-	-	-	-
2015-16	BK Mlada Boleslav	Czech	48	26	22	0	2849	120	5	2.53	-	-	-	-	-	-	-
<b>TOTAL</b>		<b>Czech</b>	<b>71</b>	<b>34</b>	<b>37</b>	<b>0</b>	<b>4067</b>	<b>184</b>	<b>5</b>	<b>2.71</b>	-	-	-	-	-	-	-



70 | NICK  
**SCHNEIDER**

Goaltender | Catches: Right | 6'2" | 175 lbs. | DOB: Jul. 21, 1997 | Birthplace: Leduc, AB

ACQUIRED: Signed as a free agent on September 23, 2015

REGULAR SEASON											PLAYOFFS						
SEASON	CLUB	LEAGUE	GP	W	L	T	MINS	GA	SO	GAA	GP	W	L	MINS	GA	SO	GAAP
2013-14	Regina	WHL	9	2	2	2	438	26	0	3.56	-	-	-	-	-	-	-
	Medicine Hat	WHL	8	6	0	0	380	9	1	1.42	1	0	0	6	3	0	28.27
2014-15	Medicine Hat	WHL	27	15	7	1	1426	67	0	2.82	-	-	-	-	-	-	-
2015-16	Medicine Hat	WHL	50	21	26	1	2771	167	2	3.62	-	-	-	-	-	-	-
	Stockton	AHL	9	4	5	0	536	35	0	3.92	-	-	-	-	-	-	-
<b>TOTAL</b>		<b>AHL</b>	<b>9</b>	<b>4</b>	<b>5</b>	<b>0</b>	<b>536</b>	<b>35</b>	<b>0</b>	<b>3.92</b>	-	-	-	-	-	-	-
		<b>WHL</b>	<b>94</b>	<b>44</b>	<b>35</b>	<b>4</b>	<b>5015</b>	<b>269</b>	<b>3</b>	<b>3.22</b>	<b>1</b>	<b>0</b>	<b>0</b>	<b>6</b>	<b>3</b>	<b>0</b>	<b>28.27</b>




49 | HUNTER  
**SHINKARUK**

Left Wing | Shoots: Left | 5'11" | 187 lbs. | DOB: Oct. 13, 1994 | Birthplace: Calgary, AB

DRAFTED: Selected by Vancouver in the first round (24th overall) in the 2013 NHL Draft

ACQUIRED: Trade from Vancouver on February 22, 2016


REGULAR SEASON											PLAYOFFS				
SEASON	CLUB	LEAGUE	GP	G	A	PTS	PIM	GP	G	A	PTS	PIM			
2010-11	Medicine Hat	WHL	63	14	28	42	24	14	4	5	9	0			
2011-12	Medicine Hat	WHL	66	49	42	91	38	8	2	9	11	6			
2012-13	Medicine Hat	WHL	64	37	49	86	44	8	3	3	6	8			
2013-14	Medicine Hat	WHL	18	5	11	16	29	-	-	-	-	-			
2014-15	Utica	AHL	74	16	15	31	28	23	4	2	6	4			
2015-16	Utica	AHL	45	21	18	39	18	-	-	-	-	-			
	Stockton	AHL	17	6	6	12	2	-	-	-	-	-			
	Vancouver	NHL	1	0	0	0	0	-	-	-	-	-			
	Calgary	NHL	7	2	1	3	2	-	-	-	-	-			
<b>TOTAL</b>		<b>NHL</b>	<b>8</b>	<b>2</b>	<b>1</b>	<b>3</b>	<b>2</b>	-	-	-	-	-			
		<b>Flames</b>	<b>7</b>	<b>2</b>	<b>1</b>	<b>3</b>	<b>2</b>	-	-	-	-	-			
		<b>AHL</b>	<b>146</b>	<b>43</b>	<b>39</b>	<b>82</b>	<b>48</b>	<b>23</b>	<b>4</b>	<b>2</b>	<b>6</b>	<b>4</b>			
		<b>WHL</b>	<b>211</b>	<b>105</b>	<b>130</b>	<b>235</b>	<b>135</b>	<b>30</b>	<b>9</b>	<b>17</b>	<b>26</b>	<b>14</b>			



71 | HUNTER  
**SMITH**

Right Wing | Shoots: Right | 6'7" | 230 lbs. | DOB: Sep. 11, 1995 | Birthplace: Windsor, ON  
**DRAFTED:** Selected by Calgary in the second round (54th overall) in the 2014 NHL Draft

REGULAR SEASON								PLAYOFFS				
SEASON	CLUB	LEAGUE	GP	G	A	PTS	PIM	GP	G	A	PTS	PIM
2011-12	Windsor	OHL	15	1	0	1	19	2	0	0	0	0
2012-13	Oshawa	OHL	30	0	1	1	22	3	0	0	0	0
2013-14	Oshawa	OHL	64	16	24	40	100	12	3	8	11	25
2014-15	Oshawa	OHL	57	23	26	49	122	25	10	9	19	44
2015-16	Stockton	AHL	54	2	6	8	90	-	-	-	-	-
<b>TOTAL</b>		<b>AHL</b>	<b>54</b>	<b>2</b>	<b>6</b>	<b>8</b>	<b>90</b>	-	-	-	-	-
		<b>OHL</b>	<b>166</b>	<b>40</b>	<b>51</b>	<b>91</b>	<b>263</b>	<b>42</b>	<b>13</b>	<b>17</b>	<b>30</b>	<b>69</b>



19 | MATTHEW  
**TKACHUK**

Left Wing | Shoots: Left | 6'2" | 200 lbs. | DOB: Dec. 11, 1997 | Birthplace: Scottsdale, AZ  
**DRAFTED:** Selected by Calgary in the first round (6th overall) in the 2016 NHL Draft

REGULAR SEASON								PLAYOFFS				
SEASON	CLUB	LEAGUE	GP	G	A	PTS	PIM	GP	G	A	PTS	PIM
2013-14	USNTDP U-17	USHL	33	5	12	17	18	-	-	-	-	-
2014-15	USNTDP U-18	USHL	24	13	20	33	75	-	-	-	-	-
2015-16	London	OHL	57	30	77	107	80	18	20	20	40	42
	USA U-20	WJC	7	4	7	11	6	-	-	-	-	-
<b>TOTAL</b>		<b>OHL</b>	<b>57</b>	<b>30</b>	<b>77</b>	<b>107</b>	<b>80</b>	<b>18</b>	<b>20</b>	<b>20</b>	<b>40</b>	<b>42</b>
		<b>USHL</b>	<b>57</b>	<b>18</b>	<b>32</b>	<b>50</b>	<b>93</b>	-	-	-	-	-




75 | EETU  
**TUULOLA**

Right Wing | Shoots: Right | 6'2" | 230 lbs. | DOB: Mar. 17, 1998 | Birthplace: Hameenlinna, FIN  
**DRAFTED:** Selected by Calgary in the sixth round (156th overall) in the 2016 NHL Draft

REGULAR SEASON								PLAYOFFS				
SEASON	CLUB	LEAGUE	GP	G	A	PTS	PIM	GP	G	A	PTS	PIM
2014-15	HPK Jr	SM-liiga Jr	33	21	7	28	30	11	2	7	9	14
2015-16	HPK Jr	SM-liiga Jr	29	9	5	14	22	6	0	1	1	27
	HPK	SM-liiga	10	0	1	1	0	-	-	-	-	-
<b>TOTAL</b>		<b>SM-liiga</b>	<b>10</b>	<b>0</b>	<b>1</b>	<b>1</b>	<b>0</b>	-	-	-	-	-
		<b>SM-liiga Jr</b>	<b>62</b>	<b>30</b>	<b>12</b>	<b>42</b>	<b>52</b>	<b>17</b>	<b>2</b>	<b>8</b>	<b>10</b>	<b>41</b>





10 | LINDEN

**VEY**

Right Wing | Shoots: Right | 6'0" | 194 lbs. | DOB: Jul. 17, 1991 | Birthplace: Wakaw, SK

**DRAFTED:** Selected by Los Angeles in the fourth round (96th overall) in the 2009 NHL Draft

**ACQUIRED:** Signed as a free agent on July 5, 2016

REGULAR SEASON								PLAYOFFS				
SEASON	CLUB	LEAGUE	GP	G	A	PTS	PIM	GP	G	A	PTS	PIM
2006-07	Medicine Hat	WHL	2	0	0	0	2	-	-	-	-	-
2007-08	Medicine Hat	WHL	48	8	9	17	21	5	0	1	1	2
2008-09	Medicine Hat	WHL	71	24	48	72	20	11	2	5	7	2
2009-10	Medicine Hat	WHL	72	24	51	75	34	12	2	6	8	8
2010-11	Medicine Hat	WHL	69	46	70	116	36	15	12	13	25	8
2011-12	Manchester	AHL	74	19	24	43	16	4	2	4	6	0
2012-13	Manchester	AHL	74	22	45	67	32	4	2	0	2	4
2013-14	Manchester	AHL	43	14	34	48	20	4	0	2	2	4
	Los Angeles	NHL	18	0	5	5	0	-	-	-	-	-
2014-15	Vancouver	NHL	75	10	14	24	18	1	0	0	0	0
2015-16	Utica	AHL	26	3	12	15	8	-	-	-	-	-
	Vancouver	NHL	41	4	11	15	6	-	-	-	-	-
	<b>TOTAL</b>	<b>NHL</b>	<b>134</b>	<b>14</b>	<b>30</b>	<b>44</b>	<b>24</b>	<b>1</b>	<b>0</b>	<b>0</b>	<b>0</b>	<b>0</b>
		<b>AHL</b>	<b>217</b>	<b>58</b>	<b>115</b>	<b>173</b>	<b>76</b>	<b>12</b>	<b>4</b>	<b>6</b>	<b>10</b>	<b>8</b>
		<b>WHL</b>	<b>262</b>	<b>102</b>	<b>178</b>	<b>280</b>	<b>113</b>	<b>43</b>	<b>16</b>	<b>25</b>	<b>41</b>	<b>20</b>



26 | TYLER

**WOTHERSPOON**

Defence | Shoots: Left | 6'2" | 213 lbs. | DOB: Mar. 12, 1993 | Birthplace: Burnaby, BC

**DRAFTED:** Selected by Calgary in the second round (57th overall) in the 2011 NHL Draft

REGULAR SEASON								PLAYOFFS				
SEASON	CLUB	LEAGUE	GP	G	A	PTS	PIM	GP	G	A	PTS	PIM
2008-09	Portland	WHL	4	0	0	0	0	-	-	-	-	-
2009-10	Portland	WHL	43	1	4	5	21	2	0	0	0	0
2010-11	Portland	WHL	64	2	10	12	73	20	3	1	4	10
2011-12	Portland	WHL	67	7	21	28	42	22	1	6	7	6
2012-13	Portland	WHL	61	7	30	37	30	21	2	8	10	20
	CAN U-20	WJC	6	1	1	2	0	-	-	-	-	-
2013-14	Abbotsford	AHL	48	1	8	9	12	-	-	-	-	-
	Calgary	NHL	14	0	4	4	4	-	-	-	-	-
2014-15	Calgary	NHL	1	0	0	0	0	6	0	0	0	0
	Adirondack	AHL	61	2	22	24	20	-	-	-	-	-
2015-16	Calgary	NHL	11	0	1	1	0	-	-	-	-	-
	Stockton	AHL	53	2	8	10	16	-	-	-	-	-
	<b>TOTAL</b>	<b>NHL</b>	<b>26</b>	<b>0</b>	<b>5</b>	<b>5</b>	<b>4</b>	<b>6</b>	<b>0</b>	<b>0</b>	<b>0</b>	<b>0</b>
		<b>AHL</b>	<b>162</b>	<b>5</b>	<b>38</b>	<b>43</b>	<b>48</b>	<b>-</b>	<b>-</b>	<b>-</b>	<b>-</b>	<b>-</b>
		<b>WHL</b>	<b>239</b>	<b>17</b>	<b>65</b>	<b>82</b>	<b>166</b>	<b>65</b>	<b>6</b>	<b>15</b>	<b>21</b>	<b>36</b>

2016-17 CALGARY FLAMES

# TRAINING CAMP ROSTER

**NUMERICAL LINEUP**

#	PLAYER NAME	POS.
1	Elliott, Brian	G
3	Jokipakka, Jyrki	LD
5	Giordano, Mark	LD
6	Wideman, Dennis	RD
7	Brodie, T.J.	RD
8	Grossmann, Nicklas	LD
10	Vey, Linden	C
11	Backlund, Mikael	C
13	Gaudreau, Johnny	LW
15	Smid, Ladislav	LD
17	Bouma, Lance	LW
18	Stajan, Matt	C
19	Tkachuk, Matthew	LW
20	Higgins, Chris	LW
21	Korpikoski, Lauri	C
23	Monahan, Sean	LW
25	Hamilton, Freddie	C
26	Wotherspoon, Tyler	LD
27	Hamilton, Dougie	RD
28	Poirier, Emile	RW
29	Engelland, Deryk	RD
31	Johnson, Chad	G
32	Gillies, Jon	G
36	Brouwer, Troy	RW
38	Frattin, Matt	RW
39	Chiasson, Alex	RW
40	Rittich, David	G
42	Adam, Luke	C
45	Klimchuk, Morgan	LW
46	Bailey, Matt	C
47	Phillips, Matthew	RW
48	Robak, Colby	LD
49	Shinkaruk, Hunter	LW
52	Bollig, Brandon	LW
53	Morrison, Kenney	RD
54	Andersson, Rasmus	RD
55	Grigoriev, Mikhail	RD
56	Lomborg, Ryan	C
57	Angelidis, Mike	C
58	Kylington, Oliver	LD
59	Dube, Dillon	LW
60	Pollock, Brett	LW
61	Kulak, Brett	LD
62	Carroll, Austin	RW
63	Culkin, Ryan	LD
64	Hathaway, Garnet	RW
65	Devane, Jamie	LW
67	Frolik, Michael	C
70	Schneider, Nick	G
71	Smith, Hunter	RW
72	McDonald, Mason	G
73	Kanzig, Keegan	LD
74	Pribyl, Daniel	C
75	Tuulola, Eetu	RW
76	Dyukov, Roman	LD
77	Jankowski, Mark	C
79	Ferland, Micheal	LW
80	Falkovsky, Stepan	LD
82	Parsons, Tyler	G
88	Mangiapanne, Andrew	LW
92	Hyman, Aaron	RD
93	Bennett, Sam	C/LW
94	Burke, Brayden	LW
95	Aagaard, Mikkel	C
96	Kravchenko, Dennis	C
98	Bruce, Riley	RD

**ALPHABETICAL LINEUP**

#	PLAYER NAME	POS.
95	Aagaard, Mikkel	C
42	Adam, Luke	C
54	Andersson, Rasmus	RD
57	Angelidis, Mike	C
11	Backlund, Mikael	C
46	Bailey, Matt	C
93	Bennett, Sam	C/LW
52	Bollig, Brandon	LW
17	Bouma, Lance	LW
7	Brodie, T.J.	RD
36	Brouwer, Troy	RW
98	Bruce, Riley	RD
94	Burke, Brayden	LW
62	Carroll, Austin	RW
39	Chiasson, Alex	RW
63	Culkin, Ryan	LD
65	Devane, Jamie	LW
59	Dube, Dillon	LW
76	Dyukov, Roman	LD
1	Elliott, Brian	G
29	Engelland, Deryk	RD
80	Falkovsky, Stepan	LD
79	Ferland, Micheal	LW
38	Frattin, Matt	RW
67	Frolik, Michael	C
13	Gaudreau, Johnny	LW
32	Gillies, Jon	G
5	Giordano, Mark	LD
55	Grigoriev, Mikhail	RD
8	Grossmann, Nicklas	LD
27	Hamilton, Dougie	RD
25	Hamilton, Freddie	C
64	Hathaway, Garnet	RW
20	Higgins, Chris	LW
92	Hyman, Aaron	RD
77	Jankowski, Mark	C
31	Johnson, Chad	G
3	Jokipakka, Jyrki	LD
73	Kanzig, Keegan	LD
45	Klimchuk, Morgan	LW
21	Korpikoski, Lauri	LW
96	Kravchenko, Dennis	C
61	Kulak, Brett	LD
58	Kylington, Oliver	LD
56	Lomborg, Ryan	C
88	Mangiapanne, Andrew	LW
72	McDonald, Mason	G
23	Monahan, Sean	C
53	Morrison, Kenney	RD
82	Parsons, Tyler	G
47	Phillips, Matthew	RW
28	Poirier, Emile	RW
60	Pollock, Brett	LW
74	Pribyl, Daniel	C
40	Rittich, David	G
48	Robak, Colby	LD
70	Schneider, Nick	G
49	Shinkaruk, Hunter	LW
15	Smid, Ladislav	LD
71	Smith, Hunter	RW
18	Stajan, Matt	C
19	Tkachuk, Matthew	LW
75	Tuulola, Eetu	RW
10	Vey, Linden	C
6	Wideman, Dennis	RD
26	Wotherspoon, Tyler	LD

# 2016 NHL DRAFT



In the first round of the 2016 NHL Draft the Flames selected Arizona native left winger Matthew Tkachuk with the 6th overall pick.

## 2016 FLAMES DRAFT SELECTIONS AND AMATEUR STATISTICS

Rd	Pick	Player	Pos.	Ht.	Wt.	S/C	2015-16 Club	GP	G/W	A/L	PTS/OTL	PIM/SV%
1	6	Matthew Tkachuk	LW	6'2"	200	L	London (OHL)	57	30	77	107	80
2	54	Tyler Parsons	G	6'1"	185	L	London (OHL)	49	37	9	3	.921%
2	56	Dillon Dube	C	5'11"	185	L	Kelowna (WHL)	65	26	40	66	50
3	66	Adam Fox	D	5'11"	180	R	US National U-18 (USHL)	25	5	17	22	2
4	96	Linus Lindstrom	C	6'0"	162	L	Skelleftea AIK (SWE-SHL)	4	1	0	1	0
							Skelleftea AIK (SWE-U20)	40	14	30	44	28
5	126	Mitchell Mattson	C	6'5"	190	L	Bloomington (USHL)	21	2	0	2	8
6	156	Eetu Tuulola	RW	6'2"	230	R	HPK Hameenlinna (SM-liiga)	10	0	1	1	0
							HPK Hameenlinna (FIN-U20)	29	9	5	14	22
6	166	Matthew Phillips	C	5'7"	155	R	Victoria (WHL)	72	37	39	76	16
7	186	Stepan Falkovsky	D	6'7"	230	L	Ottawa (OHL)	58	9	23	32	35

## AMATEUR AND ENTRY DRAFT 2016-2005

### 2016

RD	NO	PLAYER	POS
1	6	Matthew Tkachuk	LW
2	54	Tyler Parsons	G
2	56	Dillon Dube	C
3	66	Adam Fox	D
4	96	Linus Lindstrom	C
5	126	Mitchell Mattson	C
6	156	Eetu Tuulola	RW
6	166	Matthew Phillips	C
7	186	Stepan Falkovsky	D

### 2015

RD	NO	PLAYER	POS
2	45	Rasmus Andersson	D
2	60	Oliver Kyllington	D
5	136	Pavel Karnaukhov	LW
6	166	Andrew Mangiapane	LW
7	196	Riley Bruce	D

### 2014

RD	NO	PLAYER	POS
1	4	Sam Bennett	C
2	34	Mason McDonald	G
2	54	Hunter Smith	RW
3	64	Brandon Hickey	D
6	175	Adam Ollas Mattsson	D
7	184	Austin Carroll	LW

### 2013

RD	NO	PLAYER	POS
1	6	Sean Monahan	C
1	22	Emile Poirier	LW
1	28	Morgan Klimchuk	LW
3	67	Keegan Kanzig	D
5	135	Eric Roy	D
6	157	Tim Harrison	RW
7	187	Rushan Rafikov	D
7	198	John Gilmour	D

### 2012

RD	NO	PLAYER	POS
1	21	Mark Jankowski	C
2	42	Patrick Sieloff	D
3	75	Jon Gillies	G
4	105	Brett Kulak	D
5	124	Ryan Culkin	D
6	165	Coda Gordon	LW
7	186	Matthew DeBlouw	C

### 2011

RD	NO	PLAYER	POS
1	13	Sven Baertschi	LW
2	45	Markus Granlund	C
2	57	Tyler Wotherspoon	D
4	104	Johnny Gaudreau	C
6	164	Laurent Brossoit	G

### 2010

RD	NO	PLAYER	POS
3	64	Maxwell Reinhart	C
3	73	Joey Leach	D
4	103	John Ramage	D
4	108	Bill Arnold	C
5	133	Micheal Ferland	LW
7	193	Patrick Holland	RW

### 2009

RD	NO	PLAYER	POS
1	23	Tim Erixon	D
3	74	Ryan Howse	RW
4	111	Henrik Bjorklund	RW
5	141	Spencer Bennett	C/LW
6	171	Joni Ortio	G
7	201	Gaelan Patterson	C

### 2008

RD	NO	PLAYER	POS
1	25	Greg Nemisz	RW
2	48	Mitch Wahl	C
3	78	Lance Bouma	LW
4	108	Nicholas Larson	LW
4	114	T.J. Brodie	D
6	168	Ryley Grantham	LW
7	198	Alexander Deilert	D

### 2007

RD	NO	PLAYER	POS
1	24	Mikael Backlund	C
3	70	John Negrin	D
4	116	Keith Aulie	D
5	143	Mickey Renaud	C
7	186	C.J. Severyn	LW

### 2006

RD	NO	PLAYER	POS
1	26	Leland Irving	G
3	87	John Armstrong	C/RW
3	89	Aaron Marvin	C/W
4	118	Hugo Carpentier	C
5	149	Juuso Puustinen	RW
6	179	Jordan Fulton	C
7	187	Devin Didiomete	LW
7	209	Per Jonsson	D

### 2005

RD	NO	PLAYER	POS
1	26	Matt Pelech	D
3	69	Gord Baldwin	D
3	74	Dan Ryder	C
4	111	J.D. Watt	RW
5	128	Kevin Lalande	G
5	158	Matt Keetley	G
6	179	Brett Sutter	C
7	221	Myles Rumsey	D

## AMATEUR AND ENTRY DRAFT 2004-1996

### 2004

RD	NO	PLAYER	POS
1	24	Kris Chucko	LW
3	70	Brandon Prust	C/LW
3	98	Dustin Boyd	C
4	118	Aki Seitsonen	C
4	121	Kristopher Hogg	LW
6	173	Adam Pardy	D
6	182	Fred Wikner	W
7	200	Matthew Schneider	C
7	213	James Spratt	G
9	279	Adam Cracknell	RW

### 2003

RD	NO	PLAYER	POS
1	9	Dion Phaneuf	D
2	39	Tim Ramholt	D
3	97	Ryan Donally	LW
4	112	Jamie Tardif	RW
5	143	Greg Moore	RW
6	173	Tyler Johnson	C
7	206	Thomas Bellemare	D
8	240	Cam Cunning	LW
9	270	Kevin Harvey	LW

### 2002

RD	NO	PLAYER	POS
1	10	Eric Nystrom	LW
2	39	Brian McConnell	C
3	90	Matthew Lombardi	C
4	112	Yuri Artemenkov	W
5	141	Jiri Cetkovsky	C
5	142	Emanuel Peter	C
5	146	Victor Bobrov	F
5	159	Kristofer Persson	RW
6	176	Curtis McElhinney	G
7	206	David VanDerGulik	RW
7	207	Pierre Johnsson	D
8	238	Jyri Marttinen	D

### 2001

RD	NO	PLAYER	POS
1	14	Chuck Kobasew	RW
2	41	Andrei Taratukhin	C
2	56	Andrei Medvedev	G
4	108	Tomi Maki	RW
4	124	Egor Shastin	F
5	145	James Hakewill	D
5	164	Yuri Trubachev	C
7	207	Garrett Bembridge	RW
7	220	David Moss	LW
8	233	Joe Campbell	D
8	251	Ville Hamalainen	F

### 2000

RD	NO	PLAYER	POS
1	9	Brent Krahn	G
2	40	Kurtis Foster	D
2	46	Jarret Stoll	C
4	116	Levente Szuper	G
5	141	Wade Davis	D
5	155	Travis Moen	LW
6	176	Jukka Hentunen	W
8	239	David Hajek	D
9	270	Micki Dupont	D

### 1999

RD	NO	PLAYER	POS
1	11	Oleg Saprykin	C
2	38	Dan Cavanaugh	C
3	77	Craig Andersson	G
4	106	Roman Rozakov	D
5	135	Matt Doman	RW
5	153	Jesse Cook	D
6	166	Cory Pecker	C
6	170	Matt Underhill	G
7	190	Blair Stayzer	LW
9	252	Dimitri Kirilenko	C

### 1998

RD	NO	PLAYER	POS
1	6	Rico Fata	RW/C
2	33	Blair Betts	C
3	62	Paul Manning	D
4	102	Shaun Sutter	C
4	108	Dany Sabourin	G
5	120	Brent Gauvreau	C
7	192	Radek Duda	LW
8	206	Jonas Frogen	D
9	234	Kevin Mitchell	D

### 1997

RD	NO	PLAYER	POS
1	6	Daniel Tkaczuk	C
2	32	Evan Lindsay	G
2	42	John Tripp	RW
2	51	Dimitri Kokorev	D
3	60	Derek Schutz	C
3	70	Erik Andersson	C
4	92	Chris St. Croix	D
4	100	Ryan Ready	LW
5	113	Martin Moise	LW
6	140	Ilya Demidov	D
7	167	Jeremy Rondeau	LW
9	223	Dustin Paul	RW

### 1996

RD	NO	PLAYER	POS
1	13	Derek Morris	D
2	39	Travis Brigley	LW
2	40	Steve Begin	C
3	73	Dmitri Vlasenkov	LW
4	89	Toni Lydman	D
4	94	Christian Lefebvre	D
5	122	Josef Straka	C
8	202	Ryan Wade	RW
9	228	Ronald Petrovicky	RW

## AMATEUR AND ENTRY DRAFT 1995-1990

### 1995

RD	NO	PLAYER	POS
1	20	Denis Gauthier	D
2	46	Pavel Smirnov	C
3	72	Rocky Thompson	D
4	98	Jan Labraaten	LW
6	150	Clarke Wilm	LW
7	176	Ryan Gillis	D
9	233	Steve Shirreffs	D

### 1994

RD	NO	PLAYER	POS
1	19	Chris Dingman	LW
2	45	Dimitri Riabykin	D
3	77	Chris Clark	RW
4	91	Ryan Duthie	C
4	97	Johan Finnstrom	D
5	107	Nisse Ekman	W
5	123	Frank Appel	D
6	149	Patrik Haltia	G
7	175	Ladislav Kohn	RW
8	201	Keith McCambridge	D
9	227	Jorgen Jonsson	W
10	253	Mike Peluso	C
11	279	Pavel Torgajev	LW

### 1993

RD	NO	PLAYER	POS
1	18	Jesper Mattsson	RW
2	44	Jamie Allison	D
3	70	Dan Tompkins	LW
4	95	Jason Smith	D
4	96	Marty Murray	C
5	121	Darryl Lafrance	C
5	122	John Emmons	C
6	148	Andreas Karlsson	C
8	200	Derek Sylvester	C
10	252	German Titov	C
11	278	Burke Murphy	LW

### 1992

RD	NO	PLAYER	POS
1	6	Cory Stillman	C
2	30	Chris O'Sullivan	D
3	54	Mathias Johansson	C
4	78	Robert Svehla	D
5	102	Sami Helenius	D
6	126	Ravil Yakubov	C
6	129	Joel Bouchard	D
7	150	Pavel Rajnoha	D
8	174	Ryan Mulhern	C
9	198	Brandon Carper	D
10	222	Jonas Hoglund	RW
11	246	Andrei Potaichuk	LW

#### SUPPLEMENTARY DRAFT

6		James O'Brien	D
---	--	---------------	---

### 1991

RD	NO	PLAYER	POS
1	19	Niklas Sundblad	RW
2	41	Francois Groleau	D
3	52	Sandy McCarthy	RW
3	63	Brian Caruso	LW
4	85	Steven Magnusson	C
5	107	Jerome Butler	G
6	129	Bobby Marshall	D
7	140	Matt Hoffman	LW
7	151	Kelly Harper	C
8	173	David St. Pierre	C
9	195	David Struch	C
10	217	Sergei Zolotov	LW
11	239	Marko Jantunen	C
12	261	Andrei Trefilov	G

#### SUPPLEMENTARY DRAFT

25		Dean Larson	C
----	--	-------------	---

### 1990

RD	NO	PLAYER	POS
1	11	Trevor Kidd	G
2	26	Nicolas Perreault	D
2	32	Vesa Viitakoski	LW
2	41	Etienne Belzile	D
3	62	Glen Mears	D
4	83	Paul Kruse	LW
6	125	Chris Tschupp	C
7	146	Dimitri Frolov	D
8	167	Shawn Murray	G
9	188	Mike Murray	RW
10	209	Rob Sumner	D
12	251	Leo Gudas	D

#### SUPPLEMENTARY DRAFT

25		Lyle Wildgoose	C
----	--	----------------	---

## AMATEUR AND ENTRY DRAFT 1989-1981

### 1989

RD	NO	PLAYER	POS
2	24	Kent Manderville	LW
2	42	Ted Drury	C
3	50	Veli-Pekka Kautonen	D
3	63	Cory Lyons	RW
4	70	Robert Reichel	C
4	84	Ryan O'Leary	C
5	105	Toby Kearney	LW
7	147	Alex Nikolic	LW
8	168	Kevin Wortman	D
9	189	Sergei Gomolyakov	C
10	210	Dan Sawyer	D
11	231	Alexander Yudin	D
12	252	Kenneth Kennholt	D
<b>SUPPLEMENTARY DRAFT</b>			
26		Shawn Heaphy	C

### 1988

RD	NO	PLAYER	POS
1	21	Jason Muzzatti	G
2	42	Todd Harkins	RW
4	84	Gary Socha	C
5	85	Tomas Forslund	RW
5	90	Scott Matusovich	D
6	126	Jonas Bergqvist	RW
7	147	Stefan Nilsson	LW
8	168	Troy Kennedy	RW
9	189	Brett Peterson	D
10	210	Guy Darveau	D
11	231	Dave Tretowicz	D
12	252	Sergei Priakin	RW
<b>SUPPLEMENTARY DRAFT</b>			
26		Jerry Tarrant	D

### 1987

RD	NO	PLAYER	POS
1	19	Bryan Deasley	LW
2	25	Stephane Matteau	LW
2	40	Kevin Grant	D
3	61	Scott Mahoney	LW
4	70	Tim Harris	RW
5	103	Tim Corkery	D
6	124	Joe Aloï	D
7	145	Peter Ciavaglia	C
8	166	Theoren Fleury	C
9	187	Mark Osiecki	D
10	208	William Sedergrén	D
11	229	Peter Hasselblad	D
12	250	Magnus Svensson	D
<b>SUPPLEMENTARY DRAFT</b>			
		Peter Lappin	C

### 1986

RD	NO	PLAYER	POS
1	16	George Pelawa	RW
2	37	Brian Glynn	D
4	79	Tom Quinlan	RW
5	100	Scott Bloom	LW
6	121	John Parker	C
7	142	Rick Lessard	D
8	163	Mark Olsen	D
9	184	Warren Sharples	G
10	205	Doug Pickell	LW
11	226	Anders Lindstrom	C
12	247	Antonin Stavjana	D
<b>SUPPLEMENTARY DRAFT</b>			
		Steve MacSwain	RW

### 1985

RD	NO	PLAYER	POS
1	17	Chris Biotti	D
2	27	Joe Nieuwendyk	C
2	38	Jeff Wenaas	C
3	59	Lane MacDonald	LW
4	80	Roger Johansson	D
5	101	Esa Keskinen	C
6	122	Tim Sweeney	C
7	143	Stu Grimson	LW
8	164	Nate Smith	D
9	185	Darryl Olsen	D
10	206	Peter Romberg	D
11	227	Alex Koznevnikov	-
12	248	Bill Gregoire	D

### 1984

RD	NO	PLAYER	POS
1	12	Gary Roberts	LW
2	33	Ken Sabourin	D
2	38	Paul Ranheim	C
4	75	Peter Rosol	LW
5	96	Joel Paunio	LW
6	117	Brett Hull	RW
7	138	Kevan Melrose	D
8	159	Jiri Hrdina	RW
9	180	Gary Suter	D
10	200	Petr Rucka	C
11	221	Stefan Jonsson	D
12	241	Rudolf Suchanek	-

### 1983

RD	NO	PLAYER	POS
1	13	Dan Quinn	C
3	51	Brian Bradley	C
3	55	Perry Berezan	C
4	66	John Bekkers	C
4	71	Kevan Guy	D
4	77	Bill Claviter	LW
5	91	Igor Liba	LW
6	111	Grant Blair	G
7	131	Jeff Hogg	G
8	151	Chris MacDonald	D
9	171	Rob Kivell	D
10	191	Tom Pratt	D
11	211	Jaroslav Benak	LW
12	231	Sergei Makarov	RW

### 1982

RD	NO	PLAYER	POS
2	29	Dave Reiersen	D
2	37	Richard Kromm	LW
3	51	Jim Laing	D
4	65	Dave Meszaros	G
4	72	Mark Lamb	C
5	93	Lou Kiriakou	D
6	114	Jeff Vaive	C
6	118	Mats Kihlstrom	D
7	135	Brad Ramsden	RW
8	156	Roy Myllari	D
9	177	Ted Pearson	LW
10	198	Jim Uens	C
11	219	Rick Erdall	C
12	240	Dale Thompson	RW

### 1981

RD	NO	PLAYER	POS
1	15	Al MacInnis	D
3	56	Michael Vernon	G
4	78	Peter Maduch	C
5	99	Mario Simioni	RW
6	120	Todd Hooley	RW
7	141	Rick Heppener	D
8	162	Dale Degray	D
9	183	George Boudreau	D
10	204	Bruce Eakin	C



## AMATEUR AND ENTRY DRAFT 1980-1972

### 1980

RD	NO	PLAYER	POS
1	13	Denis Cyr	RW
2	31	Tony Curtale	D
2	32	Kevin Lavallee	LW
2	39	Steve Konroyd	D
4	76	Marc Roy	RW
5	97	Randy Turnbull	D
6	118	John Multan	RW
7	139	Dave Newsom	LW
8	160	Claude Drouin	C
9	181	Hakan Loob	RW
10	202	Steven Fletcher	D

### 1979

RD	NO	PLAYER	POS
1	12	Paul Reinhart	D
2	23	Mike Perovich	D
2	33	Pat Riggan	G
3	54	Tim Hunter	D
4	75	Jim Peplinski	RW
5	96	Brad Kempthorne	C
6	117	Glenn Johnson	C

### 1978

RD	NO	PLAYER	POS
1	11	Brad Marsh	D
3	47	Tim Bernhardt	G
4	64	Jim McRae	LW
5	80	Gord Wappel	D
6	97	Greg Meredith	RW
7	114	Dave Hindmarch	RW
8	131	Dave Morrison	RW
9	148	Doug Todd	RW
10	165	Mark Green	C
11	180	Robert Sullivan	C
12	196	Bernhart Engelbrecht	G

### 1977

RD	NO	PLAYER	POS
2	20	Miles Zaharko	D
2	28	Don Laurence	C
2	31	Brian Hill	RW
4	72	Jim Craig	G
5	82	C Christofferson	D
6	100	Bernard Harbec	C
7	118	Bob Gould	RW
8	133	Jim Bennett	RW
9	148	Tim Harrer	RW

### 1976

RD	NO	PLAYER	POS
1	8	Dave Shand	D
1	10	Harold Phillipoff	LW
2	28	Robert Simpson	LW
3	46	Richard Hodgson	D
4	64	Kent Nilsson	D
5	82	Mark Earp	G

### 1975

RD	NO	PLAYER	POS
1	8	Richard Mulhern	D
2	26	Rick Bowness	RW
4	62	Dale Ross	LW
5	80	Willi Plett	RW
6	98	Paul Heaver	D
7	116	Dale McMillan	LW
8	134	Rick Picher	D
9	150	Nick Stanza	G
10	167	Brian O'Connell	G
11	181	Joe Augustine	D
12	192	Torbjorn Nilsson	RW
18	216	Gary Gill	LW

### 1974

RD	NO	PLAYER	POS
2	28	Guy Chouinard	C
3	46	Dick Spannbaauer	D
4	58	Pat Ribble	D
4	64	Cam Botting	LW
5	82	Jerry Badiuk	D
6	100	Bill Moen	G
7	118	Peter Brown	D
8	135	Tom Lindskog	D
9	152	Larry Hopkins	LW
10	167	Louis Loranger	C
11	182	R Montgomery	LW

### 1973

RD	NO	PLAYER	POS
1	2	Tom Lysiak	C
1	16	Vic Mercredi	C
2	21	Eric Vail	LW
4	53	Dean Talafous	RW
5	69	John Felsch	LW
6	85	Ken Houston	D
7	101	Tom Machowski	D
8	117	Bob Law	LW
9	133	Bob Bilodeau	D
10	148	Glen Surbey	D
10	149	Guy Ross	C
11	162	Gregg Fox	D

### 1972

RD	NO	PLAYER	POS
1	2	Jacques Richard	C
2	18	Dwight Bialowas	D
3	34	Jean Lemieux	D
4	50	Don Martineau	RW
5	78	Johnny Martin	C
6	82	Frank Blum	G
7	98	Scott Smith	LW
8	114	Dave Murphy	C
9	130	Pierre Roy	D
10	132	Jean LaMarre	RW

# MANAGERS AND COACHES

## GENERAL MANAGERS 1972-PRESENT



**Brad Treliving**  
APRIL 28, 2014 TO PRESENT



**Jay Feaster**  
DECEMBER 28, 2010\*\* TO  
DECEMBER 12, 2013



**Darryl Sutter**  
APRIL 11, 2003 TO  
DECEMBER 28, 2010



**Craig Button**  
JUNE 6, 2000 TO  
APRIL 11, 2003



**Al Coates**  
NOVEMBER 3, 1995\* TO  
APRIL 11, 2000



**Doug Risebrough**  
MAY 16, 1991 TO  
NOVEMBER 3, 1995



**Cliff Fletcher**  
1972-73 TO  
1990-91

\*Named November 3, 1995 \*\*Named Acting GM on December 28, 2010 and GM on May 16, 2011

## HEAD COACHES 1997-PRESENT



**Glen Gulutzan**  
JUNE 17, 2016 TO  
PRESENT



**Bob Hartley**  
MAY 31, 2012 TO  
MAY 3, 2016



**Brent Sutter**  
JUNE 23, 2009 TO  
APRIL 12, 2012



**Mike Keenan**  
JUNE 14, 2007 TO  
MAY 22, 2009



**Jim Playfair**  
JULY 12, 2006 TO  
JUNE 14, 2007



**Darryl Sutter**  
DECEMBER 28, 2002 TO  
JULY 12, 2006



**Greg Gilbert**  
MARCH 14, 2001 TO  
DECEMBER 3, 2002



**Don Hay**  
2000-01 TO  
MARCH 14, 2011



**Brian Sutter**  
1997-98 TO  
1999-00

# COACHING STATS

SEASON	REGULAR SEASON						PLAYOFFS			
	GAMES	W	L	T	OTL	%	GAMES	W	L	%
Bob Hartley May 31, 2012 - May 3, 2016	294	134	135	0	25	.498	11	5	6	.455
Brent Sutter June 23, 2009 - April 12, 2012	246	118	90	0	38	.557	-	-	-	-
Mike Keenan June 14, 2007 - May 22, 2009	164	88	60	0	16	.585	13	5	8	.385
Jim Playfair July 12, 2006 - June 14, 2007	82	43	29	0	10	.585	6	2	4	.333
Darryl Sutter December 28, 2002 - July 12, 2006	210	107	73	15	15	.581	26	15	11	.577
Greg Gilbert March 14, 2001 - December 3, 2002	121	42	56	17	6	.442	-	-	-	-
Don Hay 2000/01 - March 14, 2001	68	23	28	13	4	.463	-	-	-	-
Brian Sutter 1997/98 - 1999/00	246	87	117*	37	5*	.439	-	-	-	-
Pierre Page 1995/96 - 1996/97	164	66	78	20	-	.463	4	0	4	.000
Dave King 1992/93 - 1994/95	216	109	76	31	-	.576	20	8	12	.400
Guy Charron 1991/92*	16	6	7	3	-	.469	-	-	-	-
Doug Risebrough 1990/91 - 1991/92	144	71	56	17	-	.552	7	3	4	.429
Terry Crisp 1987/88 - 1989/90	240	144	63	33	-	.669	37	22	15	.595
Bob Johnson 1982/83 - 1986/87	400	193	155	52	-	.548	52	25	27	.481
Al MacNeil 1979/80 - 1981/82	240	103	93	44	-	.521	23	10	13	.435
Dec. 3, 2002 - Dec. 27, 2002*	11	4	5	2	0	.455	-	-	-	-
<b>TOTAL</b>	<b>251</b>	<b>107</b>	<b>98</b>	<b>46</b>	<b>0</b>	<b>.518</b>	<b>23</b>	<b>10</b>	<b>13</b>	<b>.435</b>
Fred Creighton 1974/75 - 1978/79	348	156	136	56	-	.529	9	1	8	.111
Bernie Geoffrion 1972/73 - 1974/75	208	77	92	39	-	.464	4	0	4	.000

\*1999-00 stats have been adjusted to correspond with current standings (OTL)

\*Interim Head Coach

## CALGARY FLAMES TEAM CAPTAINS

20	Mark Giordano	2013-Present	9	Jim Peplinski***	1984-89
19	Jarome Iginla	2003-13	8	Lanny McDonald***	1983-89
18	Craig Conroy****	2001-03	7	Doug Risebrough***	1983-87
17	Bob Boughner****	2001-03	6	Phil Russell*	1981-83
16	Dave Lowry	2000-02	5	Brad Marsh	1980-81
15	Steve Smith	1999-2001	4	Jean Pronovost	1979-80
14	Todd Simpson	1997-99	3	Tom Lysiak	1977-79
13	Theoren Fleury	1995-97	2	Pat Quinn	1975-77
12	Joe Nieuwendyk	1991-95	1	Keith McCreary	1972-75
11	Brad McCrimmon**	1989-90			
10	Tim Hunter ***	1988-89			

\*Appointed Nov. 12, 1981 \*\*Appointed Nov. 3, 1989 \*\*\*Co-captains \*\*\*\*Co-captains from Feb. 4, 2002 to end of 2002-03 season

## PLAYERS REGISTERING THEIR 1000<sup>TH</sup> CAREER NHL REGULAR SEASON GAME WHILE WEARING A FLAMES JERSEY

SEASON	PLAYER NAME	GAMES WITH THE CALGARY FLAMES
1986-87	Lanny McDonald	492
2001-02	Dave Lowry	193
2002-03	Craig Berube	234
2003-04	Martin Gelas	157
2007-08	Owen Nolan	77
2009-10	Jarome Iginla	1,219
2009-10	Daymond Langkow	392
2010-11	Craig Conroy	507
2011-12	Olli Jokinen	236

## RETIRED FLAMES JERSEYS

#	PLAYER NAME	YEARS PLAYED WITH THE FLAMES
9	Lanny McDonald	1981-89
30	Mike Vernon	1982-94, 2000-02

## HONoured JERSEYS FOREVER A FLAME

#	PLAYER NAME	YEARS PLAYED WITH THE FLAMES
2	Al MacInnis	1981-94
25	Joe Nieuwendyk	1986-95

# YEAR BY YEAR



# YEAR-BY-YEAR RESULTS

\*Atlanta Flames

SEASON	OVERALL						HOME						ROAD						PLAYOFF RESULT		
	GP	W	L	T	OTL	SOL	GF	GA	PTS	W	L	T	OTL	SOL	W	L	T	OTL		SOL	FINISHED
2015-16	82	35	40	-	4	3	231	260	77	21	16	-	3	1	14	24	-	1	2	5th Pacific	Did Not Qualify
2014-15	82	45	30	-	4	3	241	216	97	23	13	-	3	2	22	17	-	1	1	3rd Conf. Semi-Final	Lost Conf. Semi-Final
2013-14	82	35	40	-	4	3	209	241	77	19	19	-	3	0	16	21	-	1	3	6th Pacific	Did Not Qualify
2012-13	48	19	25	-	7	9	128	160	42	13	9	-	0	2	6	16	-	1	1	4th Northwest	Did Not Qualify
2011-12	82	37	29	-	7	9	202	226	90	23	12	-	1	5	14	17	-	6	4	2nd Northwest	Did Not Qualify
2010-11	82	41	29	-	5	7	250	237	94	23	13	-	2	3	18	16	-	3	4	2nd Northwest	Did Not Qualify
2009-10	82	40	32	-	3	7	204	210	90	20	17	-	1	3	20	15	-	2	4	3rd Northwest	Did Not Qualify
2008-09	82	46	30	-	4	2	254	248	98	27	10	-	2	2	19	20	-	2	0	2nd Northwest	Lost Conf. Quarter-Final
2007-08	82	42	30	-	7	3	229	227	94	21	11	-	7	2	21	19	-	0	1	3rd Northwest	Lost Conf. Quarter-Final
2006-07	82	43	29	-	5	5	258	226	96	30	9	-	1	1	13	20	-	4	4	3rd Northwest	Lost Conf. Quarter-Final
2005-06	82	46	25	-	4	7	218	200	103	30	7	-	1	3	16	18	-	3	4	1st Northwest	Lost Conf. Quarter-Final
2003-04	82	42	30	7	3	-	200	176	94	21	14	5	1	-	21	16	2	2	-	3rd Northwest	Lost Final
2002-03	82	29	36	13	4	-	186	228	75	14	16	10	1	-	15	20	3	3	-	5th Northwest	Did Not Qualify
2001-02	82	32	35	12	3	-	201	220	79	20	14	5	2	-	12	21	7	1	-	4th Northwest	Did Not Qualify
2000-01	82	27	36	15	4	-	197	236	73	12	18	6	2	-	15	18	6	2	-	4th Northwest	Did Not Qualify
1999-00	82	31	36	10	5	-	211	256	77	20	14	6	1	-	11	26	4	4	-	4th Northwest	Did Not Qualify
1998-99	82	30	40	12	-	-	211	234	72	15	20	6	-	-	15	20	6	-	-	3rd Northwest	Did Not Qualify
1997-98	82	26	41	15	-	-	217	252	67	18	17	6	-	-	8	24	9	-	-	5th Pacific	Did Not Qualify
1996-97	82	32	41	9	-	-	214	239	73	21	18	2	-	-	11	23	7	-	-	5th Pacific	Did Not Qualify
1995-96	82	34	37	11	-	-	241	240	79	18	18	5	-	-	16	19	6	-	-	2nd Pacific	Lost Conf. Quarter-Final
1994-95	48	24	17	7	-	-	163	135	55	15	7	2	-	-	9	10	5	-	-	1st Pacific	Lost Conf. Quarter-Final
1993-94	84	42	29	13	-	-	302	256	97	25	12	5	-	-	17	17	8	-	-	1st Pacific	Lost Conf. Quarter-Final
1992-93	84	43	30	11	-	-	322	282	97	23	14	5	-	-	20	16	6	-	-	2nd Smythe	Lost Div. Semi-Final
1991-92	80	31	37	12	-	-	296	305	74	19	14	7	-	-	12	23	5	-	-	5th Smythe	Did Not Qualify
1990-91	80	46	28	8	-	-	344	263	100	29	8	3	-	-	17	18	5	-	-	2nd Smythe	Lost Div. Semi-Final
1989-90	80	42	23	15	-	-	348	265	99	28	7	5	-	-	14	16	10	-	-	1st Smythe	Lost Div. Semi-Final
1988-89	80	54	17	9	-	-	354	226	117	32	4	4	-	-	22	13	5	-	-	1st Smythe	Won Stanley Cup
1987-88	80	48	23	9	-	-	397	305	105	26	11	3	-	-	22	12	6	-	-	1st Smythe	Lost Div. Final
1986-87	80	46	31	3	-	-	318	289	95	25	13	2	-	-	21	18	1	-	-	2nd Smythe	Lost Div. Semi-Final
1985-86	80	40	31	9	-	-	354	315	89	23	11	6	-	-	17	20	3	-	-	2nd Smythe	Lost Final
1984-85	80	41	27	12	-	-	363	302	94	23	11	6	-	-	18	16	6	-	-	3rd Smythe	Lost Div. Semi-Final
1983-84	80	34	32	14	-	-	311	314	82	22	11	7	-	-	12	21	7	-	-	2nd Smythe	Lost Div. Final
1982-83	80	32	34	14	-	-	321	317	78	20	12	7	-	-	11	22	7	-	-	2nd Smythe	Lost Div. Final
1981-82	80	29	34	17	-	-	334	345	75	20	11	9	-	-	9	23	8	-	-	3rd Smythe	Lost Div. Semi-Final
1980-81	80	39	27	14	-	-	329	298	92	25	5	10	-	-	14	22	4	-	-	3rd Patrick	Lost Semi-Final
1979-80	80	35	32	13	-	-	282	269	83	18	15	7	-	-	17	17	6	-	-	4th Patrick	Lost Prelim. Round
1978-79	80	41	31	8	-	-	327	280	90	25	11	4	-	-	16	20	4	-	-	4th Patrick	Lost Prelim. Round
1977-78	80	34	27	19	-	-	274	252	87	20	13	7	-	-	14	14	12	-	-	3rd Patrick	Lost Prelim. Round
1976-77	80	34	34	12	-	-	264	265	80	22	11	7	-	-	12	23	5	-	-	3rd Patrick	Lost Prelim. Round
1975-76	80	35	33	12	-	-	262	237	82	19	14	7	-	-	16	19	5	-	-	3rd Patrick	Lost Prelim. Round
1974-75	80	34	31	15	-	-	243	233	83	24	9	7	-	-	10	22	8	-	-	4th Patrick	Did Not Qualify
1973-74	78	30	34	14	-	-	214	238	74	17	15	7	-	-	13	19	7	-	-	4th West	Lost Quarter-Final
1972-73	78	25	38	15	-	-	191	239	65	16	16	7	-	-	9	22	8	-	-	7th West	Did Not Qualify

# 2015-16

Flames set franchise record for longest home win streak at 11

COACH	REGULAR SEASON									PLAYOFFS				
	GP	W	L	OTL	SOL	PTS	GF	GA	GP	W	L	GF	GA	
Bob Hartley	82	35	40	4	3	77	231	260	-	-	-	-	-	

Regular Season: 5th Pacific Division, 26th overall.

PLAYER	REGULAR SEASON					PLAYOFFS				
	GP	G	A	PTS	PIM	GP	G	A	PTS	PIM
Johnny Gaudreau	79	30	48	78	20	-	-	-	-	-
Sean Monahan	81	27	36	63	18	-	-	-	-	-
Mark Giordano	82	21	35	56	54	-	-	-	-	-
Mikael Backlund	82	21	26	47	28	-	-	-	-	-
T.J. Brodie	70	6	39	45	18	-	-	-	-	-
Joe Colborne	73	19	25	44	27	-	-	-	-	-
Dougie Hamilton	82	12	31	43	46	-	-	-	-	-
Sam Bennett	77	18	18	36	37	-	-	-	-	-
Michael Frolik	64	15	17	32	24	-	-	-	-	-
Dennis Wideman	51	2	17	19	30	-	-	-	-	-
Micheal Ferland	71	4	14	18	45	-	-	-	-	-
Matt Stajan	80	6	11	17	52	-	-	-	-	-
Josh Jooris	59	4	9	13	39	-	-	-	-	-
Deryk Engelland	69	3	9	12	54	-	-	-	-	-
Lance Bouma	44	2	5	7	31	-	-	-	-	-
Jyrki Jokipakka	18	0	6	6	8	-	-	-	-	-
Mason Raymond	29	4	1	5	8	-	-	-	-	-
Jakub Nakladal	27	2	3	5	6	-	-	-	-	-
Brandon Bollig	54	2	2	4	103	-	-	-	-	-
Hunter Shinkaruk	7	2	1	3	2	-	-	-	-	-
Garnet Hathaway	14	0	3	3	31	-	-	-	-	-
Freddie Hamilton	4	1	1	2	0	-	-	-	-	-
Patrick Steloff	1	1	0	1	2	-	-	-	-	-
Drew Shore	2	0	1	1	2	-	-	-	-	-
Tyler Wotherspoon	11	0	1	1	0	-	-	-	-	-
Turner Elson	1	0	1	1	0	-	-	-	-	-
Derek Grant	15	0	1	1	2	-	-	-	-	-
Karri Ramo (G)	37	0	1	0	0	-	-	-	-	-
Kenny Agostino	2	0	0	0	0	-	-	-	-	-
Oliver Kyllington	1	0	0	0	0	-	-	-	-	-
Brett Kulak	8	0	0	0	0	-	-	-	-	-
Emile Poirier	2	0	0	0	2	-	-	-	-	-
Ladislav Smid	22	0	0	0	6	-	-	-	-	-
Joni Ortio (G)	22	0	0	0	2	-	-	-	-	-
BENCH	-	-	-	-	14	-	-	-	-	-
<b>TRADED PLAYERS</b>										
Markus Granlund	31	4	3	7	8	-	-	-	-	-
Jiri Hudler	53	10	25	35	17	-	-	-	-	-
David Jones	59	9	6	15	10	-	-	-	-	-
Kris Russell	51	4	11	15	8	-	-	-	-	-
<b>SHOOTOUT GAME WINNERS</b>	-	2	-	-	-	-	-	-	-	-
<b>PENALTY SHOT GOALS</b>	-	0	-	-	-	-	-	-	-	-
<b>TOTAL</b>	<b>82</b>	<b>231</b>	<b>407</b>	<b>638</b>	<b>754</b>					

## REGULAR SEASON

### MOST POINTS:

Johnny Gaudreau, 78

### MOST GOALS:

Johnny Gaudreau, 30

### MOST ASSISTS:

Johnny Gaudreau, 48

### MOST PENALTY MINUTES:

Brandon Bollig, 103

### MOST WINS GOALIE:

Karri Ramo, 17

## TROPHIES AND AWARDS

### NHL FOUNDATION

#### PLAYER AWARD

Mark Giordano

### RALPH T. SCURFIELD

#### HUMANITARIAN AWARD

Mark Giordano

### J.R. MCCAIG

#### MEMORIAL AWARD

T.J. Brodie

### ALL-STAR GAME

Mark Giordano

Johnny Gaudreau

GOALTENDER	GP	GAA	W	L	OTL	SOL	SO	GA	SA	SV%
Karri Ramo	37	2.63	17	18	1	0	1	94	1034	.909
Jonas Hiller	26	3.51	9	11	0	1	1	79	654	.879
Joni Ortio	22	2.76	7	9	3	2	1	55	564	.902
Niklas Backstrom	4	3.35	2	2	0	0	0	13	109	.881
<b>EMPTY NET GOALS</b>	-	-	-	-	-	-	-	16	-	-
<b>SHOOTOUT LOSSES</b>	-	-	-	-	-	-	-	3	-	-
<b>TOTAL</b>	<b>82</b>	<b>3.10</b>	<b>35</b>	<b>40</b>	<b>4</b>	<b>3</b>	<b>3</b>	<b>260</b>	<b>2377</b>	<b>.892</b>



# 2014-15

Flames advance to conference semi-finals |  
Hartley wins Jack Adams and Hudler wins Lady Byng

COACH	REGULAR SEASON										PLAYOFFS				
	GP	W	L	OTL	SOL	PTS	GF	GA	GP	W	L	GF	GA		
Bob Hartley	82	45	30	4	3	97	241	216	11	5	6	27	33		

Regular Season: 3rd Pacific Division, 16th overall. Playoffs: Western Conference Quarter-Finals — defeated Vancouver 4-2;  
Western Conference Semi-Finals — lost series to Anaheim 4-1

PLAYER	REGULAR SEASON					PLAYOFFS				
	GP	G	A	PTS	PIM	GP	G	A	PTS	PIM
Jiri Hudler	78	31	45	76	14	11	4	4	8	2
Johnny Gaudreau	80	24	40	64	14	11	4	5	9	6
Sean Monahan	81	31	31	62	12	11	3	3	6	2
Dennis Wideman	80	15	41	56	34	11	0	7	7	12
Mark Giordano	61	11	37	48	37	0	0	0	0	0
T.J. Brodie	81	11	30	41	30	11	1	4	5	0
Lance Bouma	78	16	18	34	54	2	0	0	0	2
Kris Russell	79	4	30	34	17	11	2	5	7	7
David Jones	67	14	16	30	18	11	2	3	5	2
Joe Colborne	64	8	20	28	43	11	1	2	3	20
Mikael Backlund	52	10	17	27	14	11	1	1	2	8
Josh Jooris	60	12	12	24	16	9	0	0	0	4
Mason Raymond	57	12	11	23	8	8	0	2	2	0
Paul Byron	57	6	13	19	8	-	-	-	-	-
Markus Granlund	48	8	10	18	16	3	0	1	1	0
Matt Stajan	59	7	10	17	28	11	1	3	4	21
Deryk Engelland	76	2	9	11	53	11	0	1	1	50
Micheal Ferland	26	2	3	5	16	9	3	2	5	23
Brandon Bollig	62	1	4	5	88	11	2	0	2	38
Raphael Diaz	56	2	2	4	10	3	0	0	0	0
Drew Shore	11	1	2	3	0	1	0	0	0	2
Emile Poirier	6	0	1	1	0	0	0	0	0	0
Ladislav Smid	31	0	1	1	13	0	0	0	0	0
Sam Bennett	1	0	1	1	0	11	3	1	4	8
Corey Potter	6	0	0	0	0	2	0	0	0	0
David Schlemko	19	0	0	0	8	11	0	1	1	2
Max Reinhart	4	0	0	0	0	0	0	0	0	0
Brett Kulak	1	0	0	0	2	0	0	0	0	0
John Ramage	1	0	0	0	0	0	0	0	0	0
Brian McGrattan	8	0	0	0	4	0	0	0	0	0
David Wolf	3	0	0	0	2	1	0	0	0	0
Devin Setoguchi	12	0	0	0	4	0	0	0	0	0
Corban Knight	2	0	0	0	0	-	-	-	-	-
Tyler Wotherspoon	1	0	0	0	0	6	0	0	0	0
BENCH	-	-	-	-	18	-	-	-	-	-
<b>TRADED PLAYERS</b>										
Curtis Glencross	53	9	19	28	39	-	-	-	-	-
Sven Baertschi	15	0	4	4	6	-	-	-	-	-
<b>SHOOTOUT GAME WINNERS</b>	-	4	-	-	-	-	-	-	-	-
<b>PENALTY SHOT GOALS</b>	-	0	-	-	-	-	-	-	-	-
<b>TOTAL</b>	<b>82</b>	<b>241</b>	<b>427</b>	<b>668</b>	<b>608</b>	<b>11</b>	<b>27</b>	<b>45</b>	<b>72</b>	<b>209</b>

GOALTENDER	GP	GAA	W	L	OTL	SOL	SO	GA	SA	SV%
Jonas Hiller	52	2.36	26	19	4	2	1	113	1376	.918
<b>PLAYOFFS</b>	<b>7</b>	<b>2.61</b>	<b>3</b>	<b>3</b>	<b>0</b>	<b>-</b>	<b>0</b>	<b>14</b>	<b>173</b>	<b>.919</b>
Karri Ramo	34	2.60	15	9	3	1	2	75	852	.912
<b>PLAYOFFS</b>	<b>7</b>	<b>2.86</b>	<b>2</b>	<b>3</b>	<b>0</b>	<b>-</b>	<b>0</b>	<b>16</b>	<b>171</b>	<b>.906</b>
Joni Ortio	6	2.52	4	2	0	0	1	14	153	.908
<b>PLAYOFFS</b>	<b>-</b>	<b>-</b>	<b>-</b>	<b>-</b>	<b>-</b>	<b>-</b>	<b>-</b>	<b>-</b>	<b>-</b>	<b>-</b>
<b>EMPTY NET GOALS</b>								11		
<b>SHOOTOUT LOSSES</b>								3		
<b>TOTAL</b>	<b>82</b>	<b>2.56</b>	<b>45</b>	<b>30</b>	<b>7</b>	<b>3</b>	<b>4</b>	<b>213</b>	<b>2381</b>	<b>.911</b>
<b>PLAYOFFS</b>	<b>14</b>	<b>2.74</b>	<b>5</b>	<b>6</b>	<b>0</b>	<b>-</b>	<b>0</b>	<b>30</b>	<b>344</b>	<b>.913</b>

## REGULAR SEASON

### MOST POINTS:

Jiri Hudler, 76

### MOST GOALS:

Jiri Hudler, 31  
Sean Monahan, 31

### MOST ASSISTS:

Jiri Hudler, 45

### MOST PENALTY MINUTES:

Brandon Bollig, 88

### MOST WINS GOALIE:

Jonas Hiller, 26

## PLAYOFFS

### MOST POINTS:

Johnny Gaudreau, 9

### MOST GOALS:

Johnny Gaudreau, 4  
Jiri Hudler, 4

### MOST ASSISTS:

Dennis Wideman, 7

### MOST PENALTY MINUTES:

Deryk Engelland, 50

### MOST WINS GOALIE:

Jonas Hiller, 3

## TROPHIES AND AWARDS

### JACK ADAMS

Bob Hartley

### LADY BYNG

Jiri Hudler

### RALPH T. SCURFIELD HUMANITARIAN AWARD

Joe Colborne

### J.R. MCCAIG

### MEMORIAL AWARD

Kris Russell

### ALL-STAR GAME

Mark Giordano  
Johnny Gaudreau

# 2013-14

Sean Monahan scores 22 goals to pass Iginla's rookie mark of 21 in 1996

COACH	REGULAR SEASON							PLAYOFFS					
	GP	W	L	OTL	SOL	PTS	GF	GA	GP	W	L	GF	GA
Bob Hartley	82	35	40	4	3	77	209	241	-	-	-	-	-

Regular Season: 6th Pacific Division, 27th overall.

PLAYER	REGULAR SEASON					PLAYOFFS				
	GP	G	A	PTS	PIM	GP	G	A	PTS	PIM
Jiri Hudler	75	17	37	54	16	-	-	-	-	-
Mark Giordano	64	13	33	47	63	-	-	-	-	-
Michael Cammalleri	63	26	19	45	26	-	-	-	-	-
Mikael Backlund	76	18	21	39	32	-	-	-	-	-
Sean Monahan	75	22	12	34	8	-	-	-	-	-
Matt Stajan	63	14	19	33	42	-	-	-	-	-
T.J. Brodie	81	4	27	31	20	-	-	-	-	-
Kris Russell	68	7	22	29	15	-	-	-	-	-
Joe Colborne	80	10	18	28	34	-	-	-	-	-
Curtis Glencross	38	12	12	24	12	-	-	-	-	-
Paul Byron	47	7	14	21	27	-	-	-	-	-
Dennis Wideman	46	4	17	21	18	-	-	-	-	-
David Jones	48	9	8	17	10	-	-	-	-	-
T.J. Galiardi	62	4	13	17	21	-	-	-	-	-
Chris Butler	82	2	14	16	39	-	-	-	-	-
Lance Bouma	78	5	10	15	41	-	-	-	-	-
Sven Baertschi	26	2	9	11	6	-	-	-	-	-
Brian McGrattan	76	4	4	8	100	-	-	-	-	-
Ladislav Smid	CGY	56	1	5	6	62	-	-	-	-
	EDM	17	1	1	2	16	-	-	-	-
	TOTAL	73	2	6	8	78	-	-	-	-
Kevin Westgarth	CGY	36	4	3	7	64	-	-	-	-
	CAR	12	0	0	0	4	-	-	-	-
	TOTAL	48	4	3	7	68	-	-	-	-
Tyler Wotherspoon	14	0	4	4	4	-	-	-	-	-
Markus Granlund	7	2	1	3	0	-	-	-	-	-
Shane O'Brien	45	0	3	3	58	-	-	-	-	-
Chad Billins	10	0	3	3	0	-	-	-	-	-
Blair Jones	14	2	0	2	21	-	-	-	-	-
Kenny Agostino	8	1	1	2	0	-	-	-	-	-
Ben Hanowski	11	0	2	2	2	-	-	-	-	-
Chris Breen	9	0	2	2	5	-	-	-	-	-
Max Reinhart	8	0	2	2	2	-	-	-	-	-
Lane MacDermid	CGY	1	0	0	0	7	-	-	-	-
	DAL	6	0	2	2	5	-	-	-	-
	TOTAL	7	0	2	2	12	-	-	-	-
Corban Knight	7	1	0	1	0	-	-	-	-	-
Johnny Gaudreau	1	1	0	1	0	-	-	-	-	-
Derek Smith	14	0	1	1	2	-	-	-	-	-
Ben Street	13	0	1	1	4	-	-	-	-	-
Bryce Van Brabant	6	0	0	0	2	-	-	-	-	-
Mark Cundari	4	0	0	0	0	-	-	-	-	-
Bill Arnold	1	0	0	0	0	-	-	-	-	-
Joni Ortio (G)	9	0	2	2	0	-	-	-	-	-
Karri Ramo (G)	40	0	1	1	10	-	-	-	-	-
Joey MacDonald (G)	11	0	0	0	2	-	-	-	-	-
<b>TRADED PLAYERS</b>										
Lee Stempniak	52	8	15	23	28	-	-	-	-	-
Tim Jackman	10	1	0	1	41	-	-	-	-	-
<b>SHOOTOUT GAME WINNERS</b>	-	7	-	-	-	-	-	-	-	-
<b>PENALTY SHOT GOALS</b>	-	1	-	-	-	-	-	-	-	-
<b>TOTAL</b>	<b>82</b>	<b>209</b>	<b>355</b>	<b>564</b>	<b>-</b>	<b>-</b>	<b>-</b>	<b>-</b>	<b>-</b>	<b>-</b>

GOALTENDER	GP	GAA	W	L	OTL	SOL	SO	GA	SA	SV%
Karri Ramo	40	2.65	17	15	1	3	2	97	1091	.911
Reto Berra	29	2.95	9	17	2	0	0	81	788	.897
Joey MacDonald	11	2.90	5	4	1	0	0	29	264	.890
Joni Ortio	9	2.51	4	4	0	0	0	21	193	.891
<b>EMPTY NET GOALS</b>	-	-	-	-	-	-	-	10	-	-
<b>SHOOTOUT LOSSES</b>	-	-	-	-	-	-	-	3	-	-
<b>TOTAL</b>	<b>82</b>	<b>2.77</b>	<b>35</b>	<b>40</b>	<b>4</b>	<b>3</b>	<b>2</b>	<b>241</b>	<b>2336</b>	<b>.902</b>

## REGULAR SEASON

### MOST POINTS:

Jiri Hudler, 54

### MOST GOALS:

Michael Cammalleri, 26

### MOST ASSISTS:

Jiri Hudler, 37

### MOST PENALTY MINUTES:

Brian McGrattan, 100

### MOST WINS GOALIE:

Karri Ramo, 17

## TROPHIES AND AWARDS

### RALPH T. SCURFIELD HUMANITARIAN AWARD

Mikael Backlund

### J.R. MCCAIG MEMORIAL AWARD

Matt Stajan

# 2012-13

Kiprusoff retires as the Flames' winningest goalie in franchise history

COACH	REGULAR SEASON									PLAYOFFS				
	GP	W	L	OTL	SOL	PTS	GF	GA	GP	W	L	GF	GA	
Bob Hartley	48	19	25	1	3	42	128	160	-	-	-	-	-	

Regular Season: 4th Northwest Division, 25th overall.

PLAYER	REGULAR SEASON					PLAYOFFS				
	GP	G	A	PTS	PIM	GP	G	A	PTS	PIM
Michael Cammalleri	44	13	19	32	25	-	-	-	-	-
Lee Stempniak	47	9	23	32	12	-	-	-	-	-
Alex Tanguay	40	11	16	27	22	-	-	-	-	-
Jiri Hudler	42	10	17	27	22	-	-	-	-	-
Curtis Glencross	40	15	11	26	18	-	-	-	-	-
Matt Stajan	43	5	18	23	26	-	-	-	-	-
Dennis Wideman	46	6	16	22	12	-	-	-	-	-
Roman Cervenka	39	9	8	17	14	-	-	-	-	-
Mikael Backlund	32	8	8	16	29	-	-	-	-	-
Mark Giordano	47	4	11	15	40	-	-	-	-	-
T.J. Brodie	47	2	12	14	8	-	-	-	-	-
Sven Baertschi	20	3	7	10	6	-	-	-	-	-
Steve Begin	36	4	4	8	22	-	-	-	-	-
Chris Butler	44	1	7	8	19	-	-	-	-	-
Roman Horak	20	2	5	7	2	-	-	-	-	-
Tim Jackman	42	1	4	5	76	-	-	-	-	-
Brian McGrattan	CGY	19	3	0	3	49	-	-	-	-
	NSH	2	0	0	0	0	-	-	-	-
	TOTAL	21	3	0	3	49	-	-	-	-
Mark Cundari	4	1	2	3	2	-	-	-	-	-
Maxwell Reinhart	11	1	2	3	4	-	-	-	-	-
Cory Sarich	28	0	2	2	16	-	-	-	-	-
Ben Hanowski	5	1	0	1	0	-	-	-	-	-
Brett Carson	10	0	1	1	0	-	-	-	-	-
Blair Jones	15	0	1	1	10	-	-	-	-	-
Ben Street	6	0	1	1	0	-	-	-	-	-
Derek Smith	22	0	1	1	10	-	-	-	-	-
Paul Byron	4	0	1	1	2	-	-	-	-	-
Anton Babchuk	7	0	1	1	0	-	-	-	-	-
Carter Bancks	2	0	0	0	0	-	-	-	-	-
Akim Aliu	5	0	0	0	14	-	-	-	-	-
<b>TRADED PLAYERS</b>										
Jay Bouwmeester	33	6	9	15	16	-	-	-	-	-
Blake Comeau	33	4	3	7	14	-	-	-	-	-
Jarome Iginla	31	9	13	22	22	-	-	-	-	-
<b>SHOOTOUT GAME WINNERS</b>										
	-	0	-	-	-	-	-	-	-	-
<b>PENALTY SHOT GOALS</b>										
	-	0	-	-	-	-	-	-	-	-
<b>TOTAL</b>	<b>48</b>	<b>128</b>	<b>223</b>	<b>351</b>	<b>512</b>	<b>-</b>	<b>-</b>	<b>-</b>	<b>-</b>	<b>-</b>

## REGULAR SEASON

### MOST POINTS:

Michael Cammalleri, 32  
Lee Stempniak, 32

### MOST GOALS:

Curtis Glencross, 15

### MOST ASSISTS:

Lee Stempniak, 23

### MOST PENALTY MINUTES:

Tim Jackman, 76

### MOST WINS GOALIE:

Joey MacDonald, 8  
Miikka Kiprusoff, 8

## TROPHIES AND AWARDS

### RALPH T. SCURFIELD HUMANITARIAN AWARD

Matt Stajan

### J.R. MCCAIG MEMORIAL AWARD

Lee Stempniak

GOALTENDER	GP	MP	GAA	W	L	OTL	SOL	SO	GA	SA	SV%
Joey MacDonald	21	1148	2.87	8	9	1	1	0	55	562	.902
Miikka Kiprusoff	24	1344	3.44	8	14	0	1	0	77	650	.882
Leland Irving	6	270	3.33	2	1	0	1	0	15	128	.883
Danny Taylor	2	120	3.00	1	1	0	0	0	6	68	.912
<b>EMPTY NET GOALS</b>											
	-	-	-	-	-	-	-	-	4	-	-
<b>SHOOTOUT LOSSES</b>											
	-	-	-	-	-	-	3	-	3	-	-
<b>TOTAL</b>	<b>48</b>	<b>2901</b>	<b>3.25</b>	<b>19</b>	<b>25</b>	<b>1</b>	<b>3</b>	<b>0</b>	<b>160</b>	<b>1412</b>	<b>.889</b>

# 2011-12

2nd in NW Division | Iginla scores 500th goal | Kiprusoff 300th win

COACH	REGULAR SEASON									PLAYOFFS				
	GP	W	L	OTL	SOL	PTS	GF	GA	GP	W	L	GF	GA	
Brent Sutter	82	37	29	7	9	90	202	226	-	-	-	-	-	

Regular Season: 2nd Northwest Division, 17th overall.

PLAYER	REGULAR SEASON					PLAYOFFS				
	GP	G	A	PTS	PIM	GP	G	A	PTS	PIM
Jarome Iginla	82	32	35	67	43	-	-	-	-	-
Olli Jokinen	82	23	38	61	54	-	-	-	-	-
Alex Tanguay	64	13	36	49	28	-	-	-	-	-
Curtis Glencross	67	26	22	48	62	-	-	-	-	-
Michael Cammalleri	CGY	28	11	8	19	16	-	-	-	-
	MTL	38	9	13	22	10	-	-	-	-
	TOTAL	66	20	21	41	26	-	-	-	-
Jay Bouwmeester	82	5	24	29	26	-	-	-	-	-
Lee Stempniak	61	14	14	28	16	-	-	-	-	-
Mark Giordano	61	9	18	27	75	-	-	-	-	-
Matt Stajan	61	8	10	18	29	-	-	-	-	-
Blake Comeau	CGY	58	5	10	15	24	-	-	-	-
	NYI	16	0	0	0	6	-	-	-	-
	TOTAL	74	5	10	15	30	-	-	-	-
Chris Butler	68	2	13	15	34	-	-	-	-	-
T.J. Brodie	54	2	12	14	14	-	-	-	-	-
Tom Kostopoulos	81	4	8	12	57	-	-	-	-	-
Scott Hannan	78	2	10	12	38	-	-	-	-	-
Mikael Backlund	41	4	7	11	16	-	-	-	-	-
Roman Horak	61	3	8	11	14	-	-	-	-	-
Derek Smith	47	2	9	11	12	-	-	-	-	-
Anton Babchuk	32	2	8	10	6	-	-	-	-	-
David Moss	32	2	7	9	12	-	-	-	-	-
Blair Jones	CGY	21	1	3	4	8	-	-	-	-
	TBL	22	2	2	4	10	-	-	-	-
	TOTAL	43	3	5	8	18	-	-	-	-
Cory Sarich	62	1	6	7	66	-	-	-	-	-
Tim Jackman	75	1	6	7	94	-	-	-	-	-
Paul Byron	22	3	2	5	2	-	-	-	-	-
Sven Baertschi	5	3	0	3	4	-	-	-	-	-
Akim Aliu	2	2	1	3	12	-	-	-	-	-
Lance Bouma	27	1	2	3	11	-	-	-	-	-
Krys Kolanos	13	0	1	1	2	-	-	-	-	-
Raitis Ivanans	1	0	0	0	0	-	-	-	-	-
Brett Carson	2	0	0	0	0	-	-	-	-	-
Greg Nemisz	9	0	0	0	0	-	-	-	-	-
BENCH	-	-	-	-	20	-	-	-	-	-
<b>TRADED PLAYERS</b>										
Rene Bourque	38	13	3	16	41	-	-	-	-	-
Brendan Morrison	28	4	7	11	6	-	-	-	-	-
Niklas Hagman	8	1	3	4	2	-	-	-	-	-
<b>SHOOTOUT GAME WINNERS</b>	-	3	-	-	-	-	-	-	-	-
<b>PENALTY SHOT GOALS</b>	-	2	-	-	-	-	-	-	-	-
<b>TOTAL</b>	<b>82</b>	<b>202</b>	<b>324</b>	<b>526</b>	<b>885</b>	-	-	-	-	-

## REGULAR SEASON

**MOST POINTS:**  
Jarome Iginla, 67

**MOST GOALS:**  
Jarome Iginla, 32

**MOST ASSISTS:**  
Olli Jokinen, 38

**MOST PENALTY MINUTES:**  
Tim Jackman, 94

**MOST WINS GOALIE:**  
Miikka Kiprusoff, 35

## TROPHIES AND AWARDS

**RALPH T. SCURFIELD HUMANITARIAN AWARD**  
Curtis Glencross

**J.R. MCCAIG MEMORIAL AWARD**  
Mark Giordano

**ALL-STAR GAME**  
Jarome Iginla

GOALTENDER	GP	MP	GAA	W	L	OTL	SOL	SO	GA	SA	SV%
Miikka Kiprusoff	70	4128	2.35	35	22	3	8	4	162	2040	.921
Henrik Karlsson	9	454	3.17	1	4	2	0	0	24	239	.900
Leland Irving	7	394	3.20	1	3	2	1	0	21	239	.912
<b>EMPTY NET GOALS</b>	-	-	-	-	-	-	-	-	10	-	-
<b>SHOOTOUT LOSSES</b>	-	-	-	3	-	-	9	-	9	-	-
<b>TOTAL</b>	<b>82</b>	<b>5008</b>	<b>2.60</b>	<b>37</b>	<b>29</b>	<b>7</b>	<b>9</b>	<b>4</b>	<b>226</b>	<b>2528</b>	<b>.914</b>

# 2010-11

Flames hit 40-win mark for 7th consecutive season | Iginla reaches the 1,000 point mark

COACH	REGULAR SEASON									PLAYOFFS				
	GP	W	L	OTL	SOL	PTS	GF	GA	GP	W	L	GF	GA	
Brent Sutter	82	41	29	5	7	94	250	237	-	-	-	-	-	

Regular Season: 2nd Northwest Division, 17th overall.

PLAYER	REGULAR SEASON					PLAYOFFS				
	GP	G	A	PTS	PIM	GP	G	A	PTS	PIM
Jarome Iginla	82	43	43	86	40	-	-	-	-	-
Alex Tanguay	79	22	47	69	24	-	-	-	-	-
Olli Jokinen	79	17	37	54	44	-	-	-	-	-
Rene Bourque	80	27	23	50	42	-	-	-	-	-
Curtis Glencross	79	24	19	43	59	-	-	-	-	-
Brendan Morrison	66	9	34	43	16	-	-	-	-	-
Mark Giordano	82	8	35	43	67	-	-	-	-	-
Anton Babchuk	CGY	65	8	19	27	20	-	-	-	-
	CAR	17	3	5	8	12	-	-	-	-
	TOTAL	82	11	24	35	32	-	-	-	-
Matt Stajan	76	6	25	31	32	-	-	-	-	-
David Moss	58	17	13	30	18	-	-	-	-	-
Niklas Hagman	71	11	16	27	24	-	-	-	-	-
Mikael Backlund	73	10	15	25	18	-	-	-	-	-
Jay Bouwmeester	82	4	20	24	44	-	-	-	-	-
Tim Jackman	82	10	13	23	86	-	-	-	-	-
Tom Kostopoulos	CGY	59	7	7	14	44	-	-	-	-
	CAR	17	1	3	4	30	-	-	-	-
	TOTAL	76	8	10	18	74	-	-	-	-
Cory Sarich	76	4	13	17	75	-	-	-	-	-
Robyn Regehr	79	2	15	17	58	-	-	-	-	-
Freddy Modin	CGY	4	0	0	0	2	-	-	-	-
	ATL	36	7	3	10	12	-	-	-	-
	TOTAL	40	7	3	10	12	-	-	-	-
Steve Staios	39	3	7	10	24	-	-	-	-	-
Adam Pardy	30	1	6	7	24	-	-	-	-	-
Ales Kotalik	26	4	2	6	8	-	-	-	-	-
Craig Conroy	18	2	0	2	8	-	-	-	-	-
Stefan Meyer	16	0	2	2	17	-	-	-	-	-
Brendan Mikkelson	CGY	19	0	1	1	2	-	-	-	-
	ANA	5	0	1	1	7	-	-	-	-
	TOTAL	24	0	2	2	9	-	-	-	-
Lance Bouma	16	0	1	1	2	-	-	-	-	-
Greg Nemisz	6	0	1	1	0	-	-	-	-	-
Daymond Langkow	4	0	1	1	0	-	-	-	-	-
Brett Carson	CGY	6	0	0	0	0	-	-	-	-
	CAR	13	0	0	0	4	-	-	-	-
	TOTAL	19	0	0	0	4	-	-	-	-
T.J. Brodie	3	0	0	0	2	-	-	-	-	-
Raitis Ivanans	1	0	0	0	5	-	-	-	-	-
BENCH	-	-	-	-	18	-	-	-	-	-
<b>TRADED PLAYERS</b>										
Brett Sutter	4	0	1	1	5	-	-	-	-	-
Ian White	16	2	4	6	6	-	-	-	-	-
<b>SHOOTOUT GAME WINNERS</b>	-	9	-	-	-	-	-	-	-	-
<b>PENALTY SHOT GOALS</b>	-	1	-	-	-	-	-	-	-	-
<b>TOTAL</b>	<b>82</b>	<b>250</b>	<b>415</b>	<b>665</b>	<b>836</b>	<b>-</b>	<b>-</b>	<b>-</b>	<b>-</b>	<b>-</b>

## REGULAR SEASON

**MOST POINTS:**  
Jarome Iginla, 86

**MOST GOALS:**  
Jarome Iginla, 43

**MOST ASSISTS:**  
Alex Tanguay, 47

**MOST PENALTY MINUTES:**  
Tim Jackman, 86

**MOST WINS GOALIE:**  
Miikka Kiprusoff, 37

## TROPHIES AND AWARDS

**RALPH T. SCURFIELD HUMANITARIAN AWARD**  
Cory Sarich

**J.R. MCCAIG MEMORIAL AWARD**  
Tim Jackman

**MOLSON CUP**  
Jarome Iginla

GOALTENDER	GP	MP	GAA	W	L	OTL	SOL	SO	GA	SA	SV%
Miikka Kiprusoff	71	4155:39	2.63	37	24	2	4	6	182	1935	.906
Henrik Karlsson	17	837:33	2.58	4	5	3	3	0	36	391	.908
<b>EMPTY NET GOALS</b>	-	-	-	-	-	-	-	-	12	-	-
<b>SHOOTOUT LOSSES</b>	-	-	-	-	-	-	-	-	7	-	-
<b>TOTAL</b>	<b>82</b>	<b>5019</b>	<b>2.75</b>	<b>41</b>	<b>29</b>	<b>5</b>	<b>7</b>	<b>6</b>	<b>237</b>	<b>2326</b>	<b>.902</b>

# 2009-10

Flames break 40-win mark for 6th consecutive season

COACH	REGULAR SEASON									PLAYOFFS				
	GP	W	L	OTL	SOL	PTS	GF	GA	GP	W	L	GF	GA	
Brent Sutter	82	40	32	3	7	90	204	210	-	-	-	-	-	

Regular Season: 3rd Northwest Division, 16th overall.

PLAYER	REGULAR SEASON					PLAYOFFS					
	GP	G	A	PTS	PIM	GP	G	A	PTS	PIM	
Jarome Iginla	82	32	37	69	58	-	-	-	-	-	
Rene Bourque	73	27	31	58	88	-	-	-	-	-	
Matt Stajan	TOR	55	16	25	41	30	-	-	-	-	
	CGY	27	3	13	16	2	-	-	-	-	
	TOTAL	82	19	38	57	32	-	-	-	-	
Niklas Hagman	TOR	55	20	13	33	23	-	-	-	-	
	CGY	27	5	6	11	2	-	-	-	-	
	TOTAL	82	25	19	44	25	-	-	-	-	
Ian White	TOR	56	9	17	26	39	-	-	-	-	
	CGY	27	4	8	12	12	-	-	-	-	
	TOTAL	83	13	25	38	51	-	-	-	-	
Daymond Langkow	72	14	23	37	30	-	-	-	-	-	
Curtis Glencross	67	15	18	33	58	-	-	-	-	-	
Nigel Dawes	66	14	18	32	18	-	-	-	-	-	
Mark Giordano	82	11	19	30	81	-	-	-	-	-	
Jay Bouwmeester	82	3	26	29	48	-	-	-	-	-	
Ales Kotalik	NYR	45	8	14	22	38	-	-	-	-	
	CGY	26	3	2	5	29	-	-	-	-	
	TOTAL	71	11	16	27	67	-	-	-	-	
Eric Nystrom	82	11	8	19	54	-	-	-	-	-	
David Moss	64	8	9	17	20	-	-	-	-	-	
Christopher Higgins	NYR	55	6	8	14	32	-	-	-	-	
	CGY	12	2	1	3	0	-	-	-	-	
	TOTAL	67	8	9	17	32	-	-	-	-	
Robyn Regehr	81	2	15	17	80	-	-	-	-	-	
Craig Conroy	63	3	12	15	25	-	-	-	-	-	
Jamal Mayers	TOR	44	2	6	8	78	-	-	-	-	
	CGY	27	1	5	6	53	-	-	-	-	
	TOTAL	71	3	11	14	131	-	-	-	-	
Mikael Backlund	23	1	9	10	6	-	-	-	-	-	
Steve Staios	EDM	40	0	7	7	59	-	-	-	-	
	CGY	18	1	2	3	16	-	-	-	-	
	TOTAL	58	1	9	10	75	-	-	-	-	
Adam Pardy	57	2	7	9	48	-	-	-	-	-	
Cory Sarich	57	1	5	6	58	-	-	-	-	-	
Brian McGrattan	34	1	3	4	86	-	-	-	-	-	
Staffan Kronwall	11	1	2	3	2	-	-	-	-	-	
Jason Jaffray	3	0	0	0	0	-	-	-	-	-	
Brett Sutter	10	0	0	0	5	-	-	-	-	-	
BENCH	-	-	-	-	14	-	-	-	-	-	
<b>TRADED PLAYERS</b>											
Olli Jokinen	56	11	24	35	53	-	-	-	-	-	
Dion Phaneuf	55	10	12	22	49	-	-	-	-	-	
Dustin Boyd	60	8	11	19	15	-	-	-	-	-	
Jamie Lundmark	21	4	5	9	4	-	-	-	-	-	
Fredrik Sjostrom	46	1	5	6	8	-	-	-	-	-	
Brandon Prust	43	1	4	5	98	-	-	-	-	-	
Aaron Johnson	22	1	2	3	19	-	-	-	-	-	
<b>SHOOTOUT GAME WINNERS</b>	-	3	-	-	-	-	-	-	-	-	
<b>PENALTY SHOT GOALS</b>	-	0	-	-	-	-	-	-	-	-	
<b>TOTAL</b>	<b>82</b>	<b>204</b>	<b>342</b>	<b>546</b>	<b>1129</b>	-	-	-	-	-	
<b>GOALTENDER</b>	<b>GP</b>	<b>MP</b>	<b>GAA</b>	<b>W</b>	<b>L</b>	<b>OTL</b>	<b>SOL</b>	<b>SO</b>	<b>GA</b>	<b>SA</b>	<b>SV%</b>
Miikka Kiprusoff	73	4235:19	2.31	35	28	3	7	4	163	2035	.920
Curtis McElhinney	10	502:29	3.23	3	4	0	0	0	27	235	.885
Vesa Toskala	6	211:55	2.26	2	0	0	0	0	8	97	.918
<b>EMPTY NET GOALS</b>	-	-	-	-	-	-	-	-	5	-	-
<b>SHOOTOUT LOSSES</b>	-	-	-	-	-	-	-	-	7	-	-
<b>TOTAL</b>	<b>82</b>	<b>4980</b>	<b>2.45</b>	<b>40</b>	<b>32</b>	<b>3</b>	<b>7</b>	<b>4</b>	<b>210</b>	<b>2367</b>	<b>.914</b>

## REGULAR SEASON

### MOST POINTS:

Jarome Iginla, 69

### MOST GOALS:

Jarome Iginla, 32

### MOST ASSISTS:

Matt Stajan, 38

### MOST PENALTY MINUTES:

Jamal Mayers, 131

### MOST WINS GOALIE:

Miikka Kiprusoff, 35

## TROPHIES AND AWARDS

### RALPH T. SCURFIELD HUMANITARIAN AWARD

Craig Conroy

### J.R. MCCAIG MEMORIAL AWARD

Daymond Langkow

### MOLSON CUP

Miikka Kiprusoff

# 2008-09

Iginla wins Messier Leadership Award and  
1st Team All-Star Kiprusoff leads NHL with 45 wins

COACH	REGULAR SEASON									PLAYOFFS				
	GP	W	L	OTL	SOL	PTS	GF	GA		GP	W	L	GF	GA
Mike Keenan	82	46	30	4	2	98	254	248		6	2	4	16	21

Regular Season: 2nd Northwest Division, 10th overall. Playoffs: Conference Quarter-Finals — lost series to Chicago 4-2.

PLAYER	REGULAR SEASON					PLAYOFFS				
	GP	G	A	PTS	PIM	GP	G	A	PTS	PIM
Jarome Iginla	82	35	54	89	37	6	3	1	4	0
Michael Cammalleri	81	39	43	82	44	6	1	2	3	2
Olli Jokinen	PHX	57	21	21	42	49	-	-	-	-
	CGY	19	8	7	15	18	6	2	3	5
	TOTAL	76	29	28	57	67	6	2	3	5
Daymond Langkow	73	21	28	49	20	6	0	3	3	2
Craig Conroy	82	12	36	48	28	6	0	1	1	0
Dion Phaneuf	80	11	36	47	100	5	0	3	3	4
Todd Bertuzzi	66	15	29	44	74	6	1	1	2	8
Curtis Glencross	74	13	27	40	42	6	0	3	3	12
Rene Bourque	58	21	19	40	70	5	1	0	1	22
David Moss	81	20	19	39	22	6	3	0	3	0
Adrian Aucoin	81	10	24	34	46	6	2	1	3	2
Jordan Leopold	COL	64	6	14	20	18	-	-	-	-
	CGY	19	1	3	4	6	6	0	1	1
	TOTAL	83	7	17	24	24	6	0	1	1
Dustin Boyd	71	11	11	22	10	5	1	0	1	0
Cory Sarich	76	2	18	20	112	5	0	1	1	4
Mark Giordano	58	2	17	19	59	-	-	-	-	-
Jamie Lundmark	27	8	8	16	17	2	0	0	0	0
Eric Nystrom	76	5	5	10	89	6	2	2	4	0
Adam Pardy	60	1	9	10	69	6	0	2	2	5
Robyn Regehr	75	0	8	8	73	-	-	-	-	-
Jim Vandermeer	45	1	6	7	108	6	0	1	1	4
Wayne Primeau	24	0	4	4	14	-	-	-	-	-
Andre Roy	44	3	0	3	83	2	0	0	0	0
Matt Pelech	5	0	3	3	9	-	-	-	-	-
David Van Der Gulik	6	0	2	2	0	-	-	-	-	-
Warren Peters	16	1	0	1	12	4	0	0	0	0
Brett Sutter	4	1	0	1	2	-	-	-	-	-
John Negrin	3	0	1	1	2	-	-	-	-	-
Kris Chucko	2	0	0	0	2	-	-	-	-	-
Mikael Backlund	1	0	0	0	0	-	-	-	-	-
Kyle Greentree	2	0	0	0	0	-	-	-	-	-
Anders Eriksson	0	0	0	0	0	2	0	0	0	0
BENCH	82	-	-	-	18	-	-	-	-	-
TRADED PLAYERS	75	10	22	32	109	-	-	-	-	-
SHOOTOUT GAME WINNERS	-	3	-	-	-	-	-	-	-	-
PENALTY SHOT GOALS	-	0	-	-	-	-	-	-	-	-
TOTAL	82	254	439	693	1299	6	16	29	45	89

GOALTENDER	GP	MP	GAA	W	L	OTL	SOL	SO	GA	SA	SV%
Miikka Kiprusoff	76	4417:59	2.84	45	24	3	2	4	209	2155	.903
<b>PLAYOFFS</b>	<b>6</b>	<b>323:49</b>	<b>3.52</b>	<b>2</b>	<b>4</b>	<b>0</b>	<b>-</b>	<b>0</b>	<b>19</b>	<b>164</b>	<b>.884</b>
Curtis McElhinney	14	517:53	3.59	1	6	1	0	0	31	280	.889
<b>PLAYOFFS</b>	<b>1</b>	<b>33:46</b>	<b>1.76</b>	<b>0</b>	<b>0</b>	<b>0</b>	<b>-</b>	<b>0</b>	<b>1</b>	<b>10</b>	<b>.900</b>
EMPTY NET GOALS	-	-	-	-	-	-	-	-	6	-	-
EMPTY NET GOALS	-	-	-	-	-	-	-	-	1	-	-
SHOOTOUT LOSSES	-	-	-	-	-	-	-	-	2	-	-
TOTAL	82	4964	2.97	46	30	4	2	4	248	2435	.899
<b>PLAYOFFS</b>	<b>6</b>	<b>360</b>	<b>3.50</b>	<b>2</b>	<b>4</b>	<b>0</b>	<b>-</b>	<b>0</b>	<b>21</b>	<b>175</b>	<b>.880</b>

## REGULAR SEASON

### MOST POINTS:

Jarome Iginla, 89

### MOST GOALS:

Michael Cammalleri, 39

### MOST ASSISTS:

Jarome Iginla, 54

### MOST PENALTY MINUTES:

Cory Sarich, 112

### MOST WINS GOALIE:

Miikka Kiprusoff, 45

## PLAYOFFS

### MOST POINTS:

Olli Jokinen, 5

### MOST GOALS:

Jarome Iginla, 3

David Moss, 3

### MOST ASSISTS:

Curtis Glencross, 3

Olli Jokinen, 3

Daymond Langkow, 3

Dion Phaneuf, 3

### MOST PENALTY MINUTES:

Rene Bourque, 22

## TROPHIES AND AWARDS

### RALPH T. SCURFIELD HUMANITARIAN AWARD

David Moss

### J.R. MCCAIG MEMORIAL AWARD

Craig Conroy

### MOLSON CUP

Miikka Kiprusoff

### ALL-STAR GAME

Jarome Iginla



# 2007-08

Iginla leads team with 50 goals and 98 points | Phaneuf and Iginla named All-Stars

COACH	REGULAR SEASON										PLAYOFFS				
	GP	W	L	OTL	PTS	GF	GA	GP	W	L	GF	GA			
Mike Keenan	82	42	30	10	94	229	227	7	3	4	17	19			

Regular Season: 3rd Northwest Division, 14th overall. Playoffs: Conference Quarter-Finals — lost series to San Jose 4-3.

PLAYER	REGULAR SEASON					PLAYOFFS					
	GP	G	A	PTS	PIM	GP	G	A	PTS	PIM	
Jarome Iginla	82	50	48	98	83	7	4	5	9	2	
Kristian Huselius	81	25	41	66	40	7	0	4	4	6	
Daymond Langkow	80	30	35	65	19	7	3	2	5	0	
Dion Phaneuf	82	17	43	60	182	7	3	4	7	4	
Alex Tanguay	78	18	40	58	48	7	0	4	4	4	
Matthew Lombardi	82	14	22	36	67	7	0	0	0	4	
Adrian Aucoin	76	10	25	35	37	7	0	3	3	4	
Craig Conroy	79	12	22	34	71	7	0	2	2	8	
Owen Nolan	77	16	16	32	71	7	3	2	5	2	
Robyn Regehr	82	5	15	20	79	7	0	2	2	2	
Anders Eriksson	61	1	17	18	36	3	0	1	1	2	
James Vandermeer	CHI	26	2	7	9	44	-	-	-	-	
	PHI	28	1	5	6	27	-	-	-	-	
	CGY	21	0	2	2	39	7	0	0	0	4
	TOTAL	75	3	14	17	110	7	0	0	0	4
Dustin Boyd	48	7	5	12	6	0	0	0	0	0	
Stephane Yelle	74	3	9	12	20	7	0	2	2	6	
David Moss	41	4	7	11	10	5	1	1	2	4	
Eric Nystrom	44	3	7	10	48	7	0	0	0	2	
Wayne Primeau	43	3	7	10	26	7	1	0	1	4	
Cory Sarich	80	2	5	7	135	7	0	1	1	4	
Marcus Nilson	47	3	2	5	4	2	0	0	0	0	
Mark Smith	54	1	3	4	59	0	0	0	0	0	
Rhett Warrener	31	1	3	4	21	0	0	0	0	0	
Eric Godard	74	1	1	2	171	5	0	0	0	2	
David Hale	58	0	2	2	46	6	0	0	0	2	
Tim Ramholt	1	0	0	0	0	0	0	0	0	0	
BENCH	82	-	-	-	14	7	-	-	-	2	
TRADED PLAYERS	-	-	-	-	-	-	-	-	-	-	
SHOOTOUT GAME WINNERS	-	3	-	-	-	-	-	-	-	-	
PENALTY SHOT GOALS	-	0	-	-	-	-	-	-	-	-	
TOTAL	82	229	379	608	1342	7	17	31	48	68	

GOALTENDER	GP	MP	GAA	W	L	OTL	SOL	SO	GA	SA	SV%
Miikka Kiprusoff	76	4398	2.69	39	26	7	3	2	197	2096	.906
<b>PLAYOFFS</b>	<b>7</b>	<b>336</b>	<b>3.21</b>	<b>2</b>	<b>4</b>	<b>0</b>	<b>-</b>	<b>1</b>	<b>18</b>	<b>196</b>	<b>.908</b>
Curtis Joseph	9	399	2.55	3	2	0	0	0	17	181	.906
<b>PLAYOFFS</b>	<b>2</b>	<b>79</b>	<b>0.76</b>	<b>1</b>	<b>0</b>	<b>0</b>	<b>-</b>	<b>0</b>	<b>1</b>	<b>33</b>	<b>.970</b>
Curtis McElhinney	5	150	2.00	0	2	0	0	0	5	51	.902
Matt Keetley	1	9	0.00	0	0	0	0	0	0	2	1.000
EMPTY NET GOALS	-	-	-	-	-	-	-	-	5	-	-
<b>EMPTY NET GOALS</b>	<b>-</b>	<b>-</b>	<b>-</b>	<b>-</b>	<b>-</b>	<b>-</b>	<b>-</b>	<b>-</b>	<b>0</b>	<b>-</b>	<b>-</b>
SHOOTOUT LOSSES	-	-	-	-	-	-	-	-	3	-	-
TOTAL	82	4975	2.70	42	30	7	3	2	227	2335	.904
<b>PLAYOFFS</b>	<b>7</b>	<b>415</b>	<b>2.75</b>	<b>3</b>	<b>4</b>	<b>0</b>	<b>-</b>	<b>1</b>	<b>19</b>	<b>229</b>	<b>.917</b>

## REGULAR SEASON

**MOST POINTS:**  
Jarome Iginla, 98

**MOST GOALS:**  
Jarome Iginla, 50

**MOST ASSISTS:**  
Jarome Iginla, 48

**MOST PENALTY MINUTES:**  
Dion Phaneuf, 182

**MOST WINS GOALIE:**  
Miikka Kiprusoff, 39

## PLAYOFFS

**MOST POINTS:**  
Jarome Iginla, 9

**MOST GOALS:**  
Jarome Iginla, 4

**MOST ASSISTS:**  
Jarome Iginla, 5

**MOST PENALTY MINUTES:**  
Craig Conroy, 8

## TROPHIES AND AWARDS

**RALPH T. SCURFIELD HUMANITARIAN AWARD**  
Dion Phaneuf

**J.R. MCCAIG MEMORIAL AWARD**  
Jarome Iginla

**MOLSON CUP**  
Jarome Iginla

**ALL-STAR GAME**  
Jarome Iginla, Captain  
Dion Phaneuf

# 2006-07

Three 30-goal scorers |  
Phaneuf and Kiprusoff voted All-Stars

COACH	REGULAR SEASON							PLAYOFFS				
	GP	W	L	OTL	PTS	GF	GA	GP	W	L	GF	GA
Jim Playfair	82	43	29	10	96	258	226	6	2	4	10	18

Regular Season: 3rd Northwest Division, 13th overall. Playoffs: Conference Quarter-Finals — lost series to Detroit 4-2.

PLAYER	REGULAR SEASON					PLAYOFFS					
	GP	G	A	PTS	PIM	GP	G	A	PTS	PIM	
Jarome Iginla	70	39	55	94	40	6	2	2	4	12	
Alex Tanguay	81	22	59	81	44	6	1	3	4	8	
Kristian Huselius	81	34	43	77	26	6	0	2	2	4	
Daymond Langkow	81	33	44	77	44	6	2	2	4	4	
Dion Phaneuf	79	17	33	50	98	6	1	0	1	7	
Matthew Lombardi	81	20	26	46	48	6	1	1	2	0	
Roman Hamrlík	75	7	31	38	88	6	0	1	1	8	
Craig Conroy	LAK	52	5	11	16	38	-	-	-	-	-
	CGY	28	8	13	21	18	6	1	1	2	8
<b>TOTAL</b>	<b>80</b>	<b>13</b>	<b>24</b>	<b>37</b>	<b>56</b>	<b>6</b>	<b>1</b>	<b>1</b>	<b>2</b>	<b>8</b>	
Tony Amonte	81	10	20	30	40	6	0	1	1	0	
Stephane Yelle	56	10	14	24	32	6	0	0	0	2	
Wayne Primeau	BOS	51	7	8	15	75	-	-	-	-	-
	CGY	27	3	4	7	36	6	0	2	2	14
<b>TOTAL</b>	<b>78</b>	<b>10</b>	<b>12</b>	<b>22</b>	<b>111</b>	<b>6</b>	<b>0</b>	<b>2</b>	<b>2</b>	<b>14</b>	
Brad Stuart	BOS	48	7	10	17	26	-	-	-	-	-
	CGY	27	0	5	5	18	6	0	1	1	6
<b>TOTAL</b>	<b>75</b>	<b>7</b>	<b>15</b>	<b>22</b>	<b>44</b>	<b>6</b>	<b>0</b>	<b>1</b>	<b>1</b>	<b>6</b>	
Robyn Regehr	78	2	19	21	75	1	0	0	0	0	
David Moss	41	10	8	18	12	6	0	1	1	0	
Mark Giordano	48	7	8	15	36	0	0	0	0	0	
Marcus Nilson	63	5	10	15	27	6	0	0	0	2	
Byron Ritchie	64	8	6	14	68	1	0	0	0	10	
Jeff Friesen	72	6	6	12	34	5	0	0	0	2	
Rhett Warrener	62	4	6	10	67	6	0	0	0	10	
Andrei Zyuzin	49	1	5	6	30	5	1	0	1	2	
Dustin Boyd	13	2	2	4	4	-	-	-	-	-	
Richie Regehr	6	1	1	2	0	-	-	-	-	-	
Eric Godard	19	0	1	1	50	-	-	-	-	-	
David Hale	NJD	43	0	1	1	26	-	-	-	-	-
	CGY	11	0	0	0	10	2	0	0	0	6
<b>TOTAL</b>	<b>54</b>	<b>0</b>	<b>1</b>	<b>1</b>	<b>36</b>	<b>2</b>	<b>0</b>	<b>0</b>	<b>0</b>	<b>6</b>	
Tomi Maki	1	0	0	0	0	-	-	-	-	-	
Carsen Germyn	2	0	0	0	0	-	-	-	-	-	
Darren McCarty	32	0	0	0	58	-	-	-	-	-	
Brad Ference	5	0	0	0	2	-	-	-	-	-	
Brandon Prust	10	0	0	0	25	-	-	-	-	-	
Miikka Kiprusoff	74	0	0	0	2	6	0	0	0	0	
Jamie McLennan	9	0	0	0	16	1	0	0	0	12	
BENCH	82	-	-	-	22	7	-	-	-	0	
<b>TRADED PLAYERS</b>	<b>133</b>	<b>6</b>	<b>27</b>	<b>33</b>	<b>134</b>	<b>-</b>	<b>-</b>	<b>-</b>	<b>-</b>	<b>-</b>	
<b>SHOOTOUT GAME WINNERS</b>	<b>-</b>	<b>3</b>	<b>-</b>	<b>-</b>	<b>-</b>	<b>-</b>	<b>-</b>	<b>-</b>	<b>-</b>	<b>-</b>	
<b>PENALTY SHOT GOALS</b>	<b>-</b>	<b>0</b>	<b>-</b>	<b>-</b>	<b>-</b>	<b>-</b>	<b>-</b>	<b>-</b>	<b>-</b>	<b>-</b>	
<b>TOTAL</b>	<b>82</b>	<b>258</b>	<b>447</b>	<b>705</b>	<b>1204</b>	<b>6</b>	<b>10</b>	<b>17</b>	<b>27</b>	<b>117</b>	

GOALTENDER	GP	MP	GAA	W	L	OTL	SOL	SO	GA	SA	SV%
Miikka Kiprusoff	74	4419	2.46	40	24	5	4	7	181	2190	.917
<b>PLAYOFFS</b>	<b>6</b>	<b>384</b>	<b>2.81</b>	<b>2</b>	<b>4</b>	<b>0</b>	<b>-</b>	<b>0</b>	<b>18</b>	<b>255</b>	<b>.929</b>
Jamie McLennan	9	533	3.60	3	5	0	1	0	32	304	.895
<b>PLAYOFFS</b>	<b>1</b>	<b>1</b>	<b>0.00</b>	<b>0</b>	<b>0</b>	<b>-</b>	<b>-</b>	<b>0</b>	<b>0</b>	<b>0</b>	<b>-</b>
<b>EMPTY NET GOALS</b>	<b>-</b>	<b>-</b>	<b>-</b>	<b>-</b>	<b>-</b>	<b>-</b>	<b>-</b>	<b>-</b>	<b>8</b>	<b>-</b>	<b>-</b>
<b>EMPTY NET GOALS</b>	<b>-</b>	<b>-</b>	<b>-</b>	<b>-</b>	<b>-</b>	<b>-</b>	<b>-</b>	<b>-</b>	<b>0</b>	<b>-</b>	<b>-</b>
<b>SHOOTOUT LOSSES</b>	<b>-</b>	<b>-</b>	<b>-</b>	<b>-</b>	<b>-</b>	<b>-</b>	<b>-</b>	<b>-</b>	<b>5</b>	<b>-</b>	<b>-</b>
<b>TOTAL</b>	<b>82</b>	<b>4952</b>	<b>2.58</b>	<b>43</b>	<b>29</b>	<b>10</b>	<b>5</b>	<b>10</b>	<b>226</b>	<b>2749</b>	<b>0.914</b>
<b>PLAYOFFS</b>	<b>6</b>	<b>385</b>	<b>2.81</b>	<b>2</b>	<b>4</b>	<b>0</b>	<b>-</b>	<b>0</b>	<b>18</b>	<b>255</b>	<b>.929</b>

## REGULAR SEASON

### MOST POINTS:

Jarome Iginla, 94

### MOST GOALS:

Jarome Iginla, 39

### MOST ASSISTS:

Alex Tanguay, 59

### MOST PENALTY MINUTES:

Dion Phaneuf, 98

### MOST WINS GOALIE:

Miikka Kiprusoff, 40

## PLAYOFFS

### MOST POINTS:

Jarome Iginla, 4  
Daymond Langkow, 4  
Alex Tanguay, 4

### MOST GOALS:

Jarome Iginla, 2  
Daymond Langkow, 2

### MOST ASSISTS:

Alex Tanguay, 3

### MOST PENALTY MINUTES:

Wayne Primeau, 14

## TROPHIES AND AWARDS

**RALPH T. SCURFIELD HUMANITARIAN AWARD**  
Rhett Warrener

**J.R. MCCAIG MEMORIAL AWARD**  
Stephane Yelle

**MOLSON CUP**  
Miikka Kiprusoff

# 2005-06 | Kiprusoff wins Vezina and Jennings trophies

COACH	REGULAR SEASON								PLAYOFFS				
	GP	W	L	OTL	PTS	GF	GA	GP	W	L	GF	GA	
Darryl Sutter	82	46	25	11	103	218	200	7	3	4	16	17	

Regular Season: 1st Northwest Division, 7th overall. Playoffs: Conference Quarter-Finals — lost series to Anaheim 4-3.

PLAYER	REGULAR SEASON					PLAYOFFS					
	GP	G	A	PTS	PIM	GP	G	A	PTS	PIM	
Jarome Iginla	82	35	32	67	86	7	5	3	8	11	
Daymond Langkow	82	25	34	59	46	7	1	5	6	6	
Dion Phaneuf	82	20	29	49	93	7	1	0	1	7	
Kristian Huselius	FLA	24	5	3	8	4	-	-	-	-	
	CGY	54	15	24	39	36	7	2	4	6	4
	TOTAL	78	20	27	47	40	7	2	4	6	4
Tony Amonte	80	14	28	42	43	7	2	1	3	10	
Chuck Kobasew	77	20	11	31	64	7	1	0	1	0	
Andrew Ference	82	4	27	31	85	7	0	4	4	12	
Jamie Lundmark	NYR	3	1	0	1	6	-	-	-	-	
	PHX	38	5	13	18	36	-	-	-	-	
	CGY	12	4	6	10	20	4	0	1	1	7
	TOTAL	53	10	19	29	62	4	0	1	1	7
Mike Leclerc	PHX	35	9	12	21	29	-	-	-	-	
	CGY	15	1	4	5	8	3	0	0	0	2
	TOTAL	50	10	16	26	37	3	0	0	0	2
Roman Hamrlik	51	7	19	26	56	7	0	2	2	2	
Robyn Regehr	68	6	20	26	67	7	1	3	4	6	
Matthew Lombardi	55	6	20	26	48	7	0	2	2	2	
Chris Simon	72	8	14	22	94	6	0	1	1	7	
Shean Donovan	80	9	11	20	82	7	0	0	0	6	
Jordan Leopold	74	2	18	20	68	7	0	1	1	4	
Stephane Yelle	74	4	14	18	48	7	1	0	1	8	
Marcus Nilson	70	6	11	17	32	-	-	-	-	-	
Darren McCarty	67	7	6	13	117	7	2	0	2	15	
Byron Ritchie	45	4	2	6	69	7	0	0	0	0	
Rhett Warrener	61	3	3	6	54	7	0	0	0	14	
Craig MacDonald	25	3	2	5	8	1	0	0	0	0	
Cale Hulse	PHX	0	0	0	0	0	-	-	-	-	
	CBJ	27	0	3	3	43	-	-	-	-	
	CGY	12	0	1	1	20	-	-	-	-	
	TOTAL	39	0	4	4	63	-	-	-	-	
Bryan Marchment	37	1	2	3	75	-	-	-	-	-	
Richie Regehr	14	0	2	2	6	-	-	-	-	-	
Mark Giordano	7	0	1	1	8	-	-	-	-	-	
Eric Nystrom	2	0	0	0	0	-	-	-	-	-	
Carsen Gernym	2	0	0	0	0	-	-	-	-	-	
Lynn Loyns	1	0	0	0	0	-	-	-	-	-	
BENCH	82	0	0	0	18	7	0	0	0	4	
TRADED PLAYERS	92	12	21	33	100	-	-	-	-	-	
SHOOTOUT GAME WINNERS	-	2	-	-	-	-	-	-	-	-	
PENALTY SHOT GOALS	-	2	-	-	-	-	-	-	-	-	
TOTAL	82	218	362	580	1451	7	16	27	42	127	

GOALTENDER	GP	MP	GAA	W	L	OTL	SOL	SO	GA	SA	SV%
Miikka Kiprusoff	74	4380	2.07	42	20	4	7	10	151	1951	.923
<b>PLAYOFFS</b>	<b>7</b>	<b>428</b>	<b>2.24</b>	<b>3</b>	<b>4</b>	<b>-</b>	<b>-</b>	<b>0</b>	<b>16</b>	<b>202</b>	<b>.921</b>
Brian Boucher	3	182	4.95	1	2	0	0	0	15	103	.854
TRADED GOALIE	8	402	3.28	3	3	0	0	0	22	202	.891
EMPTY NET GOALS	-	-	-	-	-	-	-	-	5	-	-
<b>EMPTY NET GOALS</b>	<b>-</b>	<b>-</b>	<b>-</b>	<b>-</b>	<b>-</b>	<b>-</b>	<b>-</b>	<b>-</b>	<b>1</b>	<b>-</b>	<b>-</b>
SHOOTOUT LOSSES	-	-	-	-	-	-	-	-	7	-	-
TOTAL	82	4984	2.32	46	25	11	7	10	200	2458	.897
<b>PLAYOFFS</b>	<b>7</b>	<b>431</b>	<b>2.37</b>	<b>3</b>	<b>4</b>	<b>-</b>	<b>-</b>	<b>0</b>	<b>17</b>	<b>202</b>	<b>.921</b>

## REGULAR SEASON

**MOST POINTS:**  
Jarome Iginla, 67

**MOST GOALS:**  
Jarome Iginla, 35

**MOST ASSISTS:**  
Daymond Langkow, 34

**MOST PENALTY MINUTES:**  
Darren McCarty, 117

**MOST WINS GOALIE:**  
Miikka Kiprusoff, 42

## PLAYOFFS

**MOST POINTS:**  
Jarome Iginla, 8

**MOST GOALS:**  
Jarome Iginla, 5

**MOST ASSISTS:**  
Daymond Langkow, 5

**MOST PENALTY MINUTES:**  
Darren McCarty, 15

## TROPHIES AND AWARDS

**RALPH T. SCURFIELD HUMANITARIAN AWARD**  
Rhett Warrener

**J.R. MCCAIG MEMORIAL AWARD**  
Robyn Regehr

**MOLSON CUP**  
Miikka Kiprusoff

**VEZINA TROPHY**  
Miikka Kiprusoff

**WILLIAM M. JENNINGS TROPHY**  
Miikka Kiprusoff

# 2003-04

Flames ride the C of Red to the Stanley Cup Finals

COACH	REGULAR SEASON										PLAYOFFS				
	GP	W	L	T	OTL	PTS	GF	GA	GP	W	L	GF	GA		
Darryl Sutter	82	42	30	7	3	94	200	176	26	15	11	60	53		

Regular Season: 3rd Northwest Division, 12th overall. Playoffs: Conference Quarter-Finals — defeated Vancouver 4-3; Conference Semi-Finals — defeated Detroit 4-2; Western Conference Finals — defeated San Jose 4-2; Stanley Cup Finals — lost to Tampa Bay 4-3.

PLAYER	REGULAR SEASON					PLAYOFFS					
	GP	G	A	PTS	PIM	GP	G	A	PTS	PIM	
Jarome Iginla	81	41	32	73	84	26	13	9	22	45	
Craig Conroy	63	8	39	47	44	26	6	11	17	12	
Shean Donovan	82	18	24	42	72	24	5	5	10	23	
Martin Gelinas	76	17	18	35	70	26	8	7	15	35	
Jordan Leopold	82	9	24	33	24	26	0	10	10	6	
Dean McAmmond	64	17	13	30	18	-	-	-	-	-	
Matthew Lombardi	79	16	13	29	32	13	1	5	6	4	
Oleg Saprykin	69	12	17	29	41	26	3	3	6	14	
Steve Reinprecht	44	7	22	29	4	-	-	-	-	-	
Chris Simon	NYR	65	14	9	23	225	-	-	-	-	
	CGY	13	3	2	5	25	16	5	2	7	74
	TOTAL	78	17	11	28	250	16	5	2	7	74
Chris Clark	82	10	15	25	106	26	3	3	6	30	
Marcus Nilson	FLA	69	6	13	19	26	-	-	-	-	
	CGY	14	5	0	5	14	26	4	7	11	12
	TOTAL	83	11	13	24	40	26	4	7	11	12
Ville Nieminen	CHI	60	2	11	13	40	-	-	-	-	
	CGY	19	3	5	8	18	24	4	4	8	55
	TOTAL	79	5	16	21	58	24	4	4	8	55
Toni Lydman	67	4	16	20	30	6	0	1	1	2	
Robyn Regehr	82	4	14	18	74	26	2	7	9	20	
Chuck Kobasew	70	6	11	17	51	26	0	1	1	24	
Stephane Yelle	53	4	13	17	24	23	3	3	6	16	
Rhett Warrener	77	3	14	17	97	24	0	1	1	6	
Andrew Ference	72	4	12	16	53	26	0	3	3	25	
Denis Gauthier	80	1	15	16	113	6	0	1	1	4	
Krzysztof Oliwa	65	3	2	5	247	20	2	0	2	6	
Steve Montador	26	1	2	3	50	20	1	2	3	6	
Dave Lowry	18	1	1	2	11	10	0	0	0	6	
Lynn Loyns	SJS	2	0	0	0	0	-	-	-	-	
	CGY	12	0	2	2	2	-	-	-	-	
	TOTAL	14	0	2	2	2	0	0	0	0	
Martin Sonnenberg	5	0	0	0	2	0	0	0	0	0	
Mike Commodore	12	0	0	0	25	20	0	2	2	19	
Brennan Evans	-	-	-	-	-	2	0	0	0	0	
BENCH	82	0	0	0	42	26	0	0	0	0	
TRADED PLAYERS	95	3	9	12	40	-	-	-	-	-	
TOTAL	82	200	335	535	1428	26	60	87	147	444	

GOALTENDER	GP	MP	GA	GAA	W-L-OTL	SO	EN	GP	MP	GA	GAA	W-L	SO	EN
Miikka Kiprusoff	38	2301	65	1.69	24-10-4	4	4	26	1655	51	1.85	15-11	5	2
Roman Turek	18	1031	40	2.33	6-11-0	3	2	1	19	0	0.00	0-0	0	0
Dany Sabourin	4	169	10	3.55	0-3-0	0	0	-	-	-	-	-	-	-
Jamie McLennan	26	1446	53	2.20	12-9-3	4	2	-	-	-	-	-	-	-
TOTAL	82	4968	176	2.13	42-33-7	11	8	26	1680	53	1.89	15-11	5	2

## REGULAR SEASON

**MOST POINTS:**  
Jarome Iginla, 73

**MOST GOALS:**  
Jarome Iginla, 41

**MOST ASSISTS:**  
Craig Conroy, 39

**MOST PENALTY MINUTES:**  
Chris Simon, 250

**MOST WINS GOALIE:**  
Miikka Kiprusoff, 24

## PLAYOFFS

**MOST POINTS:**  
Jarome Iginla, 22

**MOST GOALS:**  
Jarome Iginla, 13

**MOST ASSISTS:**  
Craig Conroy, 11

**MOST PENALTY MINUTES:**  
Chris Simon, 74

## TROPHIES AND AWARDS

**RALPH T. SCURFIELD HUMANITARIAN AWARD**  
Martin Gelinas

**MOLSON CUP**  
Jarome Iginla

**MAURICE "ROCKET" RICHARD TROPHY**  
Jarome Iginla (tie)

**NHL 2ND ALL-STAR**  
Jarome Iginla

**KING CLANCY AWARD**  
Jarome Iginla

**NHL FOUNDATION AWARD**  
Jarome Iginla

# 2002-03

Darryl Sutter returns to his Alberta roots

COACH	REGULAR SEASON									PLAYOFFS				
	GP	W	L	T	OTL	PTS	GF	GA	GP	W	L	GF	GA	
Greg Gilbert/Al MacNeil and Darryl Sutter	82	29	36	13	4	75	186	228	-	-	-	-	-	

Regular Season: 5th Northwest Division, 22nd overall.

PLAYER	REGULAR SEASON					PLAYOFFS				
	GP	G	A	PTS	PIM	GP	G	A	PTS	PIM
Jarome Iginla	75	35	32	67	49	-	-	-	-	-
Craig Conroy	79	22	37	59	36	-	-	-	-	-
Chris Drury	80	23	30	53	33	-	-	-	-	-
Martin Gelinás	81	21	31	52	51	-	-	-	-	-
Toni Lydman	81	6	20	26	28	-	-	-	-	-
Stephane Yelle	82	10	15	25	50	-	-	-	-	-
Oleg Saprykin	52	8	15	23	46	-	-	-	-	-
Chris Clark	81	10	12	22	126	-	-	-	-	-
Dave Lowry	34	5	14	19	22	-	-	-	-	-
Dean McAmmond	-	-	-	-	-	-	-	-	-	-
COL	41	10	8	18	10	-	-	-	-	-
TOTAL	41	10	8	18	10	-	-	-	-	-
Bob Boughner	69	3	14	17	126	-	-	-	-	-
Jordan Leopold	58	4	10	14	12	-	-	-	-	-
Shean Donovan	PIT	52	4	5	9	30	-	-	-	-
CGY	13	1	2	3	7	-	-	-	-	-
TOTAL	65	5	7	12	37	-	-	-	-	-
Denis Gauthier	72	1	11	12	99	-	-	-	-	-
Robyn Regehr	76	0	12	12	87	-	-	-	-	-
Scott Nichol	68	5	5	10	149	-	-	-	-	-
Blake Sloan	67	2	8	10	28	-	-	-	-	-
Petr Buzek	44	3	5	8	14	-	-	-	-	-
Andrew Ference	PIT	22	1	3	4	36	-	-	-	-
CGY	16	0	4	4	6	-	-	-	-	-
TOTAL	38	1	7	8	42	-	-	-	-	-
Chuck Kobasew	23	4	2	6	8	-	-	-	-	-
Craig Berube	55	2	4	6	100	-	-	-	-	-
Steve Begin	50	3	1	4	51	-	-	-	-	-
Blair Betts	9	1	3	4	0	-	-	-	-	-
Steve Montador	50	1	1	2	114	-	-	-	-	-
Mike Commodore	6	0	1	1	19	-	-	-	-	-
Ladislav Kohn	3	0	1	1	2	-	-	-	-	-
Mike Mottau	4	0	0	0	0	-	-	-	-	-
Rick Mrozik	2	0	0	0	0	-	-	-	-	-
Robert Dome	1	0	0	0	0	-	-	-	-	-
BENCH	82	0	0	0	22	-	-	-	-	-
<b>TRADED PLAYERS</b>	<b>145</b>	<b>16</b>	<b>21</b>	<b>37</b>	<b>78</b>	-	-	-	-	-
<b>TOTAL</b>	<b>82</b>	<b>186</b>	<b>315</b>	<b>501</b>	<b>1391</b>	-	-	-	-	-

## REGULAR SEASON

### MOST POINTS:

Jarome Iginla, 67

### MOST GOALS:

Jarome Iginla, 35

### MOST ASSISTS:

Craig Conroy, 37

### MOST PENALTY MINUTES:

Scott Nichol, 149

### MOST WINS GOALIE:

Roman Turek, 27

## TROPHIES AND AWARDS

### RALPH T. SCURFIELD HUMANITARIAN AWARD

Denis Gauthier

### MOLSON CUP

Jarome Iginla

GOALTENDER	GP	MP	GA	GAA	W-L-OTL	SO	EN	GP	MP	GA	GAA	W-L	SO	EN
Roman Turek	65	3822	164	2.57	27-29-9	4	4	-	-	-	-	-	-	-
Jamie McLennan	22	1165	58	2.99	2-11-4	0	2	-	-	-	-	-	-	-
<b>TOTAL</b>	<b>82</b>	<b>5012</b>	<b>228</b>	<b>2.73</b>	<b>29-40-13</b>	<b>4</b>	<b>6</b>	-	-	-	-	-	-	-

# 2001-02

Jarome Iginla captures Art Ross and "Rocket" Richard trophies

COACH	REGULAR SEASON									PLAYOFFS				
	GP	W	L	T	OTL	PTS	GF	GA	GP	W	L	GF	GA	
Greg Gilbert	82	32	35	12	3	79	201	220	-	-	-	-	-	

Regular Season: 4th Northwest Division, 22nd overall.

PLAYER	REGULAR SEASON					PLAYOFFS				
	GP	G	A	PTS	PIM	GP	G	A	PTS	PIM
Jarome Iginla	82	52	44	96	77	-	-	-	-	-
Craig Conroy	81	27	48	75	32	-	-	-	-	-
Dean McAmmond	73	21	30	51	60	-	-	-	-	-
Derek Morris	61	4	30	34	88	-	-	-	-	-
Marc Savard	56	14	19	33	48	-	-	-	-	-
Toni Lydman	79	6	22	28	52	-	-	-	-	-
Igor Kravchuk	78	4	22	26	19	-	-	-	-	-
Rob Niedermayer	57	6	14	20	49	-	-	-	-	-
Clarke Wilm	66	4	14	18	61	-	-	-	-	-
Chris Clark	64	10	7	17	79	-	-	-	-	-
Scott Nichol	60	8	9	17	107	-	-	-	-	-
Jamie Wright	44	4	12	16	20	-	-	-	-	-
Dave Lowry	62	7	6	13	51	-	-	-	-	-
Denis Gauthier	66	5	8	13	91	-	-	-	-	-
Steve Begin	51	7	5	12	79	-	-	-	-	-
Ronald Petrovicky	77	5	7	12	85	-	-	-	-	-
Blake Sloan	CBJ	60	2	7	9	46	-	-	-	-
	CGY	7	0	2	2	4	-	-	-	-
TOTAL		67	2	9	11	50	-	-	-	-
Robyn Regehr		77	2	6	8	93	-	-	-	-
Jeff Shantz		40	3	3	6	23	-	-	-	-
Bob Boughner		79	2	4	6	170	-	-	-	-
Roman Turek		69	0	5	5	4	-	-	-	-
Craig Berube		66	3	1	4	164	-	-	-	-
Petr Buzek	ATL	9	0	0	0	13	-	-	-	-
	CGY	32	1	3	4	14	-	-	-	-
TOTAL		41	1	3	4	27	-	-	-	-
Steve Montador		11	1	2	3	26	-	-	-	-
Mike Vernon		18	0	3	3	0	-	-	-	-
Jason Botterill		4	1	0	1	2	-	-	-	-
Blair Betts		6	1	0	1	2	-	-	-	-
Kay Whitmore		1	0	0	0	0	-	-	-	-
Dallas Eakins		3	0	0	0	4	-	-	-	-
Alan Letang		2	0	0	0	0	-	-	-	-
Ryan Christie		2	0	0	0	0	-	-	-	-
Oleg Saprykin		3	0	0	0	0	-	-	-	-
Micki DuPont		2	0	0	0	2	-	-	-	-
BENCH		82	0	0	0	12	-	-	-	-
TRADED PLAYERS		84	3	5	8	68	-	-	-	-
TOTAL		82	201	331	532	1586	-	-	-	-

## REGULAR SEASON

### MOST POINTS:

Jarome Iginla, 96

### MOST GOALS:

Jarome Iginla, 52

### MOST ASSISTS:

Craig Conroy, 48

### MOST PENALTY MINUTES:

Bob Boughner, 170

### MOST WINS GOALIE:

Roman Turek, 30

## TROPHIES AND AWARDS

### RALPH T. SCURFIELD HUMANITARIAN AWARD

Jarome Iginla

### MOLSON CUP

Jarome Iginla

### NHL 1ST STAR

Jarome Iginla

### ART ROSS TROPHY

Jarome Iginla

### MAURICE "ROCKET" RICHARD TROPHY

Jarome Iginla

### LESTER B. PEARSON AWARD

Jarome Iginla

GOALTENDER	GP	MP	GA	GAA	W-L-OTL	SO	EN	GP	MP	GA	GAA	W-L	SO	EN
Roman Turek	69	4081	172	2.53	30-28-11	5	6	-	-	-	-	-	-	-
Mike Vernon	18	825	38	2.73	2-9-1	1	1	-	-	-	-	-	-	-
Kay Whitmore	1	58	3	3.10	0-1-0	0	0	-	-	-	-	-	-	-
TOTAL	82	4990	220	2.65	32-38-12	7	7	-	-	-	-	-	-	-

# 2000-01

Jarome Iginla leads Flames with 71 points

COACH	REGULAR SEASON									PLAYOFFS				
	GP	W	L	T	OTL	PTS	GF	GA	GP	W	L	GF	GA	
Don Hay/Greg Gilbert	82	27	36	15	4	73	197	236	-	-	-	-	-	

Regular Season: 4th Northwest Division, 20th overall.

PLAYER	REGULAR SEASON					PLAYOFFS				
	GP	G	A	PTS	PIM	GP	G	A	PTS	PIM
Jarome Iginla	77	31	40	71	62	-	-	-	-	-
Marc Savard	77	23	42	65	46	-	-	-	-	-
Valeri Bure	78	27	28	55	26	-	-	-	-	-
Dave Lowry	79	18	17	35	47	-	-	-	-	-
Phil Housley	69	4	30	34	24	-	-	-	-	-
Craig Conroy	STL	69	11	14	25	46	-	-	-	-
	CGY	14	3	4	7	14	-	-	-	-
<b>TOTAL</b>	<b>83</b>	<b>14</b>	<b>18</b>	<b>32</b>	<b>60</b>	<b>-</b>	<b>-</b>	<b>-</b>	<b>-</b>	<b>-</b>
Derek Morris	51	5	23	28	56	-	-	-	-	-
Oleg Saprykin	59	9	14	23	43	-	-	-	-	-
Jeff Shantz	73	5	15	20	58	-	-	-	-	-
Tommy Albelin	77	1	19	20	22	-	-	-	-	-
Toni Lydman	62	3	16	19	30	-	-	-	-	-
Jason Wiemer	65	10	5	15	177	-	-	-	-	-
Clarke Wilm	81	7	8	15	69	-	-	-	-	-
Igor Kravchuk	OTT	15	1	5	6	14	-	-	-	-
	CGY	37	0	8	8	4	-	-	-	-
<b>TOTAL</b>	<b>52</b>	<b>1</b>	<b>13</b>	<b>14</b>	<b>18</b>	<b>-</b>	<b>-</b>	<b>-</b>	<b>-</b>	<b>-</b>
Jeff Cowan	51	9	4	13	74	-	-	-	-	-
Daniel Tkaczuk	19	4	7	11	14	-	-	-	-	-
Ronald Petrovicky	30	4	5	9	54	-	-	-	-	-
Denis Gauthier	62	2	6	8	78	-	-	-	-	-
Chris Clark	29	5	1	6	38	-	-	-	-	-
Brad Werenka	33	1	4	5	16	-	-	-	-	-
Robyn Regehr	71	1	3	4	70	-	-	-	-	-
Dwayne Hay	49	1	3	4	16	-	-	-	-	-
Ron Sutter	21	1	3	4	12	-	-	-	-	-
Benoit Gratton	14	1	3	4	14	-	-	-	-	-
Steve Smith	13	0	2	2	17	-	-	-	-	-
Dallas Eakins	17	0	1	1	11	-	-	-	-	-
Mike Vernon	41	0	1	1	16	-	-	-	-	-
Fred Brathwaite	49	0	1	1	2	-	-	-	-	-
Martin Brochu	0	0	0	0	0	-	-	-	-	-
Niklas Andersson	11	0	1	1	4	-	-	-	-	-
Marty Murray	7	0	0	0	0	-	-	-	-	-
Rico Fata	5	0	0	0	6	-	-	-	-	-
Steve Begin	4	0	0	0	21	-	-	-	-	-
<b>TRADED PLAYERS</b>	<b>141</b>	<b>22</b>	<b>33</b>	<b>55</b>	<b>221</b>	<b>-</b>	<b>-</b>	<b>-</b>	<b>-</b>	<b>-</b>
<b>TOTAL</b>	<b>82</b>	<b>197</b>	<b>347</b>	<b>544</b>	<b>1376</b>	<b>-</b>	<b>-</b>	<b>-</b>	<b>-</b>	<b>-</b>

## REGULAR SEASON

### MOST POINTS:

Jarome Iginla, 71

### MOST GOALS:

Jarome Iginla, 31

### MOST ASSISTS:

Marc Savard, 42

### MOST PENALTY MINUTES:

Jason Wiemer, 177

### MOST WINS GOALIE:

Fred Brathwaite, 15

## TROPHIES AND AWARDS

### RALPH T. SCURFIELD HUMANITARIAN AWARD

Jarome Iginla

### MOLSON CUP

Jarome Iginla

GOALTENDER	GP	MP	GA	GAA	W-L-OTL	SO	EN	GP	MP	GA	GAA	W-L	SO	EN
Fred Brathwaite	49	2742	106	2.32	15-17-10	5	6	-	-	-	-	-	-	-
Mike Vernon	41	2246	121	3.23	12-23-5	3	3	-	-	-	-	-	-	-
<b>TOTAL</b>	<b>82</b>	<b>5009</b>	<b>236</b>	<b>2.83</b>	<b>27-40-15</b>	<b>8</b>	<b>9</b>	<b>-</b>	<b>-</b>	<b>-</b>	<b>-</b>	<b>-</b>	<b>-</b>	<b>-</b>



# 1999-2000

Valeri Bure leads Flames with 75 points

COACH	REGULAR SEASON									PLAYOFFS				
	GP	W	L	T	OTL	PTS	GF	GA	GP	W	L	GF	GA	
Brian Sutter	82	31	41	10	5	77	211	256	-	-	-	-	-	

Regular Season: 4th Northwest Division, 22nd overall.

PLAYER	REGULAR SEASON					PLAYOFFS				
	GP	G	A	PTS	PIM	GP	G	A	PTS	PIM
Valeri Bure	82	35	40	75	50	-	-	-	-	-
Jarome Iginla	77	29	34	63	26	-	-	-	-	-
Phil Housley	78	11	44	55	24	-	-	-	-	-
Marc Savard	78	22	31	53	56	-	-	-	-	-
Derek Morris	78	9	29	38	80	-	-	-	-	-
Sergei Krivokrasov	NSH	63	9	17	26	40	-	-	-	-
	CGY	12	1	10	11	4	-	-	-	-
TOTAL	75	10	27	37	44	-	-	-	-	-
Andrei Nazarov	76	10	22	32	78	-	-	-	-	-
Jeff Shantz	74	13	18	31	30	-	-	-	-	-
Darryl Shannon	ATL	49	5	13	18	65	-	-	-	-
	CGY	27	1	8	9	22	-	-	-	-
TOTAL	76	6	21	27	87	-	-	-	-	-
Jason Wiemer	64	11	11	22	120	-	-	-	-	-
Clarke Wilm	78	10	12	22	67	-	-	-	-	-
Cory Stillman	37	12	9	21	12	-	-	-	-	-
Bill Lindsay	80	8	12	20	86	-	-	-	-	-
Martin St. Louis	56	3	15	18	22	-	-	-	-	-
Andreas Johansson	TBL	12	2	3	5	8	-	-	-	-
	CGY	28	3	7	10	14	-	-	-	-
TOTAL	40	5	10	15	22	-	-	-	-	-
Brad Werenka	PIT	61	3	8	11	69	-	-	-	-
	CGY	12	1	1	2	21	-	-	-	-
TOTAL	73	4	9	13	90	-	-	-	-	-
Robyn Regehr	57	5	7	12	46	-	-	-	-	-
Tommy Albelin	41	4	6	10	12	-	-	-	-	-
Bobby Dollas	OTT	1	0	0	0	0	-	-	-	-
	CGY	49	3	7	10	28	-	-	-	-
TOTAL	50	3	7	10	28	-	-	-	-	-
Marc Bureau	PHI	54	2	2	4	10	-	-	-	-
	CGY	9	1	3	4	2	-	-	-	-
TOTAL	63	3	5	8	12	-	-	-	-	-
Jeff Cowan	13	4	1	5	16	-	-	-	-	-
Jason Botterill	ATL	25	1	4	5	17	-	-	-	-
	CGY	2	0	0	0	0	-	-	-	-
TOTAL	27	1	4	5	17	-	-	-	-	-
Steve Smith	20	0	4	4	42	-	-	-	-	-
Sergei Varlamov	7	3	0	3	0	-	-	-	-	-
Steve Begin	13	1	1	2	18	-	-	-	-	-
Denis Gauthier	39	1	1	2	50	-	-	-	-	-
Benoit Gratton	10	0	2	2	10	-	-	-	-	-
Wade Belak	40	0	2	2	122	-	-	-	-	-
Stewart Malgunas	4	0	1	1	2	-	-	-	-	-
Oleg Saprykin	4	0	1	1	2	-	-	-	-	-
Chris Clark	22	0	1	1	14	-	-	-	-	-
Steve Dubinsky	23	0	1	1	4	-	-	-	-	-
Lee Sorochan	1	0	0	0	0	-	-	-	-	-
Dave Roche	2	0	0	0	5	-	-	-	-	-
Rico Fata	2	0	0	0	0	-	-	-	-	-
Darrel Scoville	6	0	0	0	2	-	-	-	-	-
J-S Giguere	7	0	0	0	2	-	-	-	-	-
Eric Charron	21	0	0	0	37	-	-	-	-	-
Grant Fuhr	23	0	0	0	2	-	-	-	-	-
Fred Brathwaite	61	0	0	0	4	-	-	-	-	-
BENCH	153	10	29	39	135	-	-	-	-	-
TOTAL	82	211	370	581	1267	-	-	-	-	-

GOALTENDER	GP	MP	GA	GAA	W-L-OTL	SO	EN	GP	MP	GA	GAA	W-L	SO	EN
J-S Giguere	7	330	15	2.73	1-3-1	0	1	-	-	-	-	-	-	-
Fred Brathwaite	61	3448	158	2.75	25-25-7	5	3	-	-	-	-	-	-	-
Grant Fuhr	23	1205	77	3.83	5-13-2	0	2	-	-	-	-	-	-	-
TOTAL	82	5007	256	3.07	31-41-10	5	6	-	-	-	-	-	-	-

## REGULAR SEASON

### MOST POINTS:

Valeri Bure, 75

### MOST GOALS:

Valeri Bure, 35

### MOST ASSISTS:

Phil Housley, 44

### MOST PENALTY MINUTES:

Wade Belak, 122

### MOST WINS GOALIE:

Fred Brathwaite, 25

## TROPHIES AND AWARDS

### RALPH T. SCURFIELD HUMANITARIAN AWARD

Robyn Regehr

### MOLSON CUP

Fred Brathwaite

# 1998-99

Cory Stillman leads Flames with 57 points

COACH	REGULAR SEASON							PLAYOFFS				
	GP	W	L	T	PTS	GF	GA	GP	W	L	GF	GA
Brian Sutter	82	30	40	12	72	211	234	-	-	-	-	-

Regular Season: 3rd Northwest Division, 20th overall.

PLAYER	REGULAR SEASON					PLAYOFFS				
	GP	G	A	PTS	PIM	GP	G	A	PTS	PIM
Cory Stillman	76	27	30	57	38	-	-	-	-	-
Phil Housley	79	11	43	54	52	-	-	-	-	-
Valeri Bure	80	26	27	53	22	-	-	-	-	-
Jarome Iginla	82	28	23	51	58	-	-	-	-	-
Andrew Cassels	70	12	25	37	18	-	-	-	-	-
Derek Morris	71	7	27	34	73	-	-	-	-	-
Rene Corbet	COL 53	8	14	22	58	-	-	-	-	-
	CGY 20	5	4	9	10	-	-	-	-	-
	TOTAL 73	13	18	31	68	-	-	-	-	-
Jeff Shantz	CHI 7	1	0	1	4	-	-	-	-	-
	CGY 69	12	17	29	40	-	-	-	-	-
	TOTAL 76	13	17	30	44	-	-	-	-	-
Jason Wiemer	78	8	13	21	177	-	-	-	-	-
Clarke Wilim	78	10	8	18	53	-	-	-	-	-
Andrei Nazarov	TBL 26	2	0	2	43	-	-	-	-	-
	CGY 36	5	9	14	30	-	-	-	-	-
	TOTAL 62	7	9	16	73	-	-	-	-	-
Steve Smith	69	1	14	15	80	-	-	-	-	-
Steve Dubinsky	CHI 1	0	0	0	0	-	-	-	-	-
	CGY 61	4	10	14	0	-	-	-	-	-
	TOTAL 62	4	10	14	14	-	-	-	-	-
Cale Hulse	73	3	9	12	117	-	-	-	-	-
Hnat Domenichelli	23	5	5	10	11	-	-	-	-	-
Todd Simpson	73	2	8	10	151	-	-	-	-	-
Ed Ward	68	3	5	8	67	-	-	-	-	-
Denis Gauthier	55	3	4	7	68	-	-	-	-	-
Dave Roche	36	3	3	6	44	-	-	-	-	-
Tommy Albelin	60	1	5	6	8	-	-	-	-	-
Bob Bassen	41	1	2	3	35	-	-	-	-	-
Tom Chorske	NYI 2	0	1	1	2	-	-	-	-	-
	WSH 17	0	2	2	4	-	-	-	-	-
	CGY 7	0	0	0	2	-	-	-	-	-
	TOTAL 26	0	3	3	8	-	-	-	-	-
Martin St. Louis	13	1	1	2	10	-	-	-	-	-
Fred Brathwaite	28	0	2	2	2	-	-	-	-	-
Eric Landry	3	0	1	1	0	-	-	-	-	-
Tyler Moss	11	0	1	1	0	-	-	-	-	-
Eric Charron	12	0	1	1	14	-	-	-	-	-
J-S Giguere	15	0	1	1	4	-	-	-	-	-
Rico Fata	20	0	1	1	4	-	-	-	-	-
Ken Wregget	27	0	1	1	8	-	-	-	-	-
Wade Belak	COL 22	0	0	0	71	-	-	-	-	-
	CGY 9	0	1	1	23	-	-	-	-	-
	TOTAL 31	0	1	1	94	-	-	-	-	-
Lee Sorochan	2	0	0	0	0	-	-	-	-	-
Rocky Thompson	3	0	0	0	25	-	-	-	-	-
Tyrone Garner	3	0	0	0	0	-	-	-	-	-
Andrei Trefilov	CHI 1	0	0	0	0	-	-	-	-	-
	CGY 4	0	0	0	0	-	-	-	-	-
	TOTAL 5	0	0	0	0	-	-	-	-	-
BENCH	109	33	47	80	123	-	-	-	-	-
<b>TOTAL</b>	<b>82</b>	<b>211</b>	<b>348</b>	<b>559</b>	<b>1367</b>	-	-	-	-	-

GOALTENDER	GP	MP	GA	GAA	W-L-OTL	SO	EN	GP	MP	GA	GAA	W-L	SO	EN
Fred Brathwaite	28	1663	68	2.45	11-9-7	1	3	-	-	-	-	-	-	-
Tyler Moss	11	550	23	2.51	3-7-0	0	0	-	-	-	-	-	-	-
Ken Wregget	27	1590	67	2.53	10-12-4	1	2	-	-	-	-	-	-	-
J-S Giguere	15	860	46	3.21	6-7-1	0	2	-	-	-	-	-	-	-
Andrei Trefilov	CHI 1	25	4	9.60	0-1-0	0	0	-	-	-	-	-	-	-
	CGY 4	162	11	4.07	0-3-0	0	0	-	-	-	-	-	-	-
	TOTAL 5	187	15	4.81	0-4-0	0	0	-	-	-	-	-	-	-
Tyrone Garner	3	139	12	5.18	0-2-0	0	0	-	-	-	-	-	-	-
<b>TOTAL</b>	<b>82</b>	<b>4990</b>	<b>234</b>	<b>2.81</b>	<b>30-40-12</b>	<b>2</b>	<b>7</b>	-	-	-	-	-	-	-

## REGULAR SEASON

**MOST POINTS:**  
Cory Stillman, 57

**MOST GOALS:**  
Jarome Iginla, 28

**MOST ASSISTS:**  
Phil Housley, 43

**MOST PENALTY MINUTES:**  
Jason Wiemer, 177

**MOST WINS GOALIE:**  
Fred Brathwaite, 11

## TROPHIES AND AWARDS

**RALPH T. SCURFIELD HUMANITARIAN AWARD**  
Ed Ward

**MOLSON CUP**  
Fred Brathwaite

# 1997-98

Brian Sutter returns home to Alberta to coach the Flames

COACH	REGULAR SEASON							PLAYOFFS				
	GP	W	L	T	PTS	GF	GA	GP	W	L	GF	GA
Brian Sutter	82	26	41	15	67	217	252	-	-	-	-	-

Regular Season: 5th Pacific Division, 22nd overall.

PLAYER	REGULAR SEASON					PLAYOFFS				
	GP	G	A	PTS	PIM	GP	G	A	PTS	PIM
Theoren Fleury	82	27	51	78	197	-	-	-	-	-
Cory Stillman	72	27	22	49	40	-	-	-	-	-
Marty McInnis	75	19	25	44	34	-	-	-	-	-
Andrew Cassels	81	17	27	44	32	-	-	-	-	-
German Titov	68	18	22	40	38	-	-	-	-	-
Valeri Bure	MTL	50	7	22	29	33	-	-	-	-
	CGY	16	5	4	9	2	-	-	-	-
	TOTAL	66	12	26	38	35	-	-	-	-
Michael Nylander	65	13	23	36	24	-	-	-	-	-
Jarome Iginla	70	13	19	32	29	-	-	-	-	-
Derek Morris	82	9	20	29	88	-	-	-	-	-
Cale Hulse	79	5	22	27	169	-	-	-	-	-
Jason Wiemer	TBL	67	8	9	17	132	-	-	-	-
	CGY	12	4	1	5	28	-	-	-	-
	TOTAL	79	12	10	22	160	-	-	-	-
Tommy Albelin	69	2	17	19	32	-	-	-	-	-
James Patrick	60	6	11	17	26	-	-	-	-	-
Hnat Domenichelli	31	9	7	16	6	-	-	-	-	-
Jim Dowd	48	6	8	14	12	-	-	-	-	-
Joel Bouchard	44	5	7	12	57	-	-	-	-	-
Jamie Allison	43	3	8	11	104	-	-	-	-	-
Ed Ward	64	4	5	9	122	-	-	-	-	-
Chris Dingman	70	3	3	6	149	-	-	-	-	-
Todd Simpson	53	1	5	6	109	-	-	-	-	-
Aaron Gavey	26	2	3	5	24	-	-	-	-	-
Dwayne Roloson	39	0	4	4	10	-	-	-	-	-
Erik Andersson	12	2	1	3	8	-	-	-	-	-
Chris O'Sullivan	12	0	2	2	10	-	-	-	-	-
Eric Landry	12	1	0	1	4	-	-	-	-	-
Ladislav Kohn	4	0	1	1	0	-	-	-	-	-
Todd Hlushko	13	0	1	1	27	-	-	-	-	-
Kevin Dahl	19	0	1	1	6	-	-	-	-	-
Rick Tabaracci	42	0	1	1	14	-	-	-	-	-
Sergei Varlamov	1	0	0	0	0	-	-	-	-	-
Eric Charron	2	0	0	0	4	-	-	-	-	-
Marty Murray	2	0	0	0	2	-	-	-	-	-
Travis Brigley	2	0	0	0	2	-	-	-	-	-
Steve Begin	5	0	0	0	23	-	-	-	-	-
Tyler Moss	6	0	0	0	0	-	-	-	-	-
Denis Gauthier	10	0	0	0	16	-	-	-	-	-
Rocky Thompson	12	0	0	0	61	-	-	-	-	-
Mike Peluso	23	0	0	0	113	-	-	-	-	-
BENCH	-	-	-	-	10	-	-	-	-	-
TRADED PLAYERS	137	16	20	36	227	-	-	-	-	-
TOTAL	82	217	341	558	1859	-	-	-	-	-

## REGULAR SEASON

### MOST POINTS:

Theoren Fleury, 78

### MOST GOALS:

Theoren Fleury, 27

Cory Stillman, 27

### MOST ASSISTS:

Theoren Fleury, 51

### MOST PENALTY MINUTES:

Theoren Fleury, 197

### MOST WINS GOALIE:

Rick Tabaracci, 13

## TROPHIES AND AWARDS

### RALPH T. SCURFIELD HUMANITARIAN AWARD

Ed Ward

### MOLSON CUP

Theoren Fleury

### NHL ROOKIE ALL-STAR

Derek Morris

GOALTENDER	GP	MP	GA	GAA	W-L-OTL	SO	EN	GP	MP	GA	GAA	W-L	SO	EN
Rick Tabaracci	42	2419	116	2.88	13-22-6	0	2	-	-	-	-	-	-	-
Dwayne Roloson	39	2205	110	2.99	11-16-8	0	4	-	-	-	-	-	-	-
Tyler Moss	6	367	20	3.27	2-3-1	0	0	-	-	-	-	-	-	-
TOTAL	82	5016	252	3.01	26-41-15	0	6	-	-	-	-	-	-	-

# 1996-97

Iginla leads all NHL rookies with 50 points

COACH	REGULAR SEASON							PLAYOFFS				
	GP	W	L	T	PTS	GF	GA	GP	W	L	GF	GA
Pierre Page	82	32	41	9	73	214	239	-	-	-	-	-

Regular Season: 5th Pacific Division, 21st overall.

PLAYER	REGULAR SEASON					PLAYOFFS				
	GP	G	A	PTS	PIM	GP	G	A	PTS	PIM
Theoren Fleury	81	29	38	67	104	-	-	-	-	-
Dave Gagner	82	27	33	60	48	-	-	-	-	-
German Titov	79	22	30	52	36	-	-	-	-	-
Jarome Iginla	82	21	29	50	37	-	-	-	-	-
Marty McInnis	NYI	70	20	22	42	20	-	-	-	-
	CGY	10	3	4	7	2	-	-	-	-
	Total	80	23	26	49	22	-	-	-	-
Jonas Hoglund	68	19	16	35	12	-	-	-	-	-
Corey Millen	61	11	15	26	32	-	-	-	-	-
Cory Stillman	58	6	20	26	14	-	-	-	-	-
Aaron Gavey	TBL	16	1	2	3	12	-	-	-	-
	CGY	41	7	9	16	34	-	-	-	-
	TOTAL	57	8	11	19	46	-	-	-	-
Todd Hlushko	58	7	11	18	49	-	-	-	-	-
Ron Stern	79	7	10	17	157	-	-	-	-	-
Yves Racine	46	1	15	16	24	-	-	-	-	-
Tommy Albelin	72	4	11	15	14	-	-	-	-	-
Todd Simpson	82	1	13	14	208	-	-	-	-	-
Ed Ward	40	5	8	13	49	-	-	-	-	-
Mike Sullivan	67	5	6	11	10	-	-	-	-	-
Glen Featherstone	HFD	41	2	5	7	87	-	-	-	-
	CGY	13	1	3	4	19	-	-	-	-
	TOTAL	54	3	8	11	106	-	-	-	-
Chris O'Sullivan	27	2	8	10	2	-	-	-	-	-
Joel Bouchard	76	4	5	9	49	-	-	-	-	-
Sandy McCarthy	33	3	5	8	113	-	-	-	-	-
Cale Hulse	63	1	6	7	91	-	-	-	-	-
Hnat Domenichelli	HFD	13	2	1	3	7	-	-	-	-
	CGY	10	1	2	3	2	-	-	-	-
	TOTAL	23	3	3	6	9	-	-	-	-
James Patrick	19	3	1	4	6	-	-	-	-	-
Dale McTavish	9	1	2	3	2	-	-	-	-	-
Trevor Kidd	55	0	2	2	16	-	-	-	-	-
Sami Helenius	3	0	1	1	0	-	-	-	-	-
Sasha Lakovic	19	0	1	1	54	-	-	-	-	-
Paxton Schulte	1	0	0	0	2	-	-	-	-	-
Zarley Zalapski	2	0	0	0	0	-	-	-	-	-
Marty Murray	2	0	0	0	4	-	-	-	-	-
Marko Jantunen	3	0	0	0	0	-	-	-	-	-
Rick Tabaracci	7	0	0	0	0	-	-	-	-	-
Jamie Allison	20	0	0	0	35	-	-	-	-	-
Dwayne Roloson	31	0	0	0	2	-	-	-	-	-
BENCH	-	-	-	-	16	-	-	-	-	-
<b>TRADED PLAYERS</b>	<b>170</b>	<b>23</b>	<b>42</b>	<b>65</b>	<b>201</b>	-	-	-	-	-
<b>TOTAL</b>	<b>82</b>	<b>241</b>	<b>383</b>	<b>624</b>	<b>1524</b>	-	-	-	-	-

## REGULAR SEASON

### MOST POINTS:

Theoren Fleury, 67

### MOST GOALS:

Theoren Fleury, 29

### MOST ASSISTS:

Theoren Fleury, 38

### MOST PENALTY MINUTES:

Todd Simpson, 208

### MOST WINS GOALIE:

Trevor Kidd, 21

## TROPHIES AND AWARDS

### RALPH T. SCURFIELD HUMANITARIAN AWARD

Mike Sullivan

### MOLSON CUP

Trevor Kidd

### NHL ROOKIE ALL-STAR

Jarome Iginla

GOALTENDER	GP	MP	GA	GAA	W-L-OTL	SO	EN	GP	MP	GA	GAA	W-L	SO	EN
Rick Tabaracci	7	361	14	2.33	2-4-0	1	0	-	-	-	-	-	-	-
Trevor Kidd	55	2979	141	2.84	21-23-6	4	4	-	-	-	-	-	-	-
Dwayne Roloson	31	1618	78	2.89	9-14-3	1	2	-	-	-	-	-	-	-
<b>TOTAL</b>	<b>82</b>	<b>4958</b>	<b>233</b>	<b>2.82</b>	<b>32-41-9</b>	<b>6</b>	<b>6</b>	-	-	-	-	-	-	-

# 1995-96

Pierre Page returns to Calgary  
Roberts wins Masterton Trophy

COACH	REGULAR SEASON							PLAYOFFS				
	GP	W	L	T	PTS	GF	GA	GP	W	L	GF	GA
Pierre Page	82	34	37	11	79	241	240	4	0	4	7	16

Regular Season: Tied 2nd Pacific Division, tied 15th overall. Playoffs: Western Conference Quarter-Finals — lost series to Chicago 4-0.

PLAYER	REGULAR SEASON					PLAYOFFS					
	GP	G	A	PTS	PIM	GP	G	A	PTS	PIM	
Theoren Fleury	80	46	50	96	112	4	2	1	3	14	
German Titov	82	28	39	67	24	4	0	2	2	0	
Michael Nylander	73	17	38	55	20	4	0	0	0	0	
Phil Housley	59	16	36	52	22	-	-	-	-	-	
Gary Roberts	35	22	20	42	78	-	-	-	-	-	
Cory Stillman	74	16	19	35	41	2	1	1	2	0	
James Patrick	80	3	32	35	30	4	0	0	0	2	
Steve Chiasson	76	8	25	33	62	4	2	1	3	0	
Zarley Zalapski	80	12	17	29	115	4	0	1	1	10	
Mike Sullivan	81	9	12	21	24	4	0	0	0	0	
Corey Millen	DAL	13	3	4	7	8	-	-	-	-	-
	CGY	31	4	10	14	10	-	-	-	-	-
TOTAL	44	7	14	21	18	-	-	-	-	-	
Sandy McCarthy	75	9	7	16	173	4	0	0	0	10	
Pavel Torgaev	41	6	10	16	14	1	0	0	0	0	
Ron Stern	52	10	5	15	111	4	0	2	2	8	
Paul Kruse	75	3	12	15	145	3	0	0	0	4	
Dean Evason	67	7	7	14	38	3	0	1	1	0	
Bob Sweeney	NYI	66	6	6	12	59	-	-	-	-	-
	CGY	6	1	1	2	6	2	0	0	0	0
TOTAL	72	7	7	14	65	2	0	0	0	0	
Tommy Albelin	NJD	53	1	12	13	14	-	-	-	-	-
	CGY	20	0	1	1	4	4	0	0	0	0
TOTAL	73	1	13	14	18	4	0	0	0	0	
Jocelyn Lemieux	HFD	29	1	2	3	31	-	-	-	-	-
	NJD	18	0	1	1	4	-	-	-	-	-
	CGY	20	4	4	8	10	4	0	0	0	0
TOTAL	67	5	7	12	45	4	0	0	0	0	
Jamie Huscroft	70	3	9	12	162	4	0	1	1	4	
Sheldon Kennedy	41	3	7	10	36	3	1	0	1	2	
Claude Lapointe	COL	3	0	0	0	0	-	-	-	-	-
	CGY	32	4	5	9	20	2	0	0	0	0
TOTAL	35	4	5	9	20	2	0	0	0	0	
Ed Ward	41	3	5	8	44	-	-	-	-	-	
Marty Murray	15	3	3	6	0	-	-	-	-	-	
Yves Sarault	MTL	14	0	0	0	4	-	-	-	-	-
	CGY	11	2	1	3	4	-	-	-	-	-
TOTAL	25	2	1	3	8	-	-	-	-	-	
Trent Yawney	69	0	3	3	88	4	0	0	0	2	
Kevin Dahl	32	1	1	2	26	1	0	0	0	0	
Rick Tabaracci	43	0	2	2	8	3	0	0	0	4	
Trevor Kidd	47	0	2	2	4	2	0	0	0	0	
Ladislav Kohn	5	1	0	1	2	-	-	-	-	-	
Craig Ferguson	CGY	8	0	0	0	4	-	-	-	-	-
	MTL	10	1	0	1	2	-	-	-	-	-
TOTAL	18	1	0	1	6	-	-	-	-	-	
Jarrod Skalde	1	0	0	0	0	-	-	-	-	-	
Niklas Sundblad	2	0	0	0	0	-	-	-	-	-	
Todd Hlushko	4	0	0	0	6	-	-	-	-	-	
Joel Bouchard	4	0	0	0	4	-	-	-	-	-	
Vesa Viitakoski	5	0	0	0	2	-	-	-	-	-	
Todd Simpson	6	0	0	0	32	-	-	-	-	-	
Pat Conacher	7	0	0	0	0	-	-	-	-	-	
Cale Hulse	NJD	8	0	0	0	15	-	-	-	-	-
	CGY	3	0	0	0	5	1	0	0	0	0
TOTAL	11	0	0	0	20	1	0	0	0	0	
Dan Keczer	13	0	0	0	14	-	-	-	-	-	
Jarome Iginla	-	-	-	-	-	2	1	1	2	0	
BENCH	-	-	-	-	24	-	-	-	-	-	
<b>TOTAL</b>	<b>82</b>	<b>241</b>	<b>383</b>	<b>624</b>	<b>1524</b>	<b>4</b>	<b>7</b>	<b>11</b>	<b>18</b>	<b>60</b>	

GOALTENDER	GP	MP	GA	GAA	W-L-OTL	SO	EN	GP	MP	GA	GAA	W-L	SO	EN
Trevor Kidd	47	2570	119	2.78	15-21-8	3	2	2	83	9	6.51	0-1	0	0
Rick Tabaracci	43	2391	117	2.94	19-16-3	3	2	3	204	7	2.06	0-3	0	0
<b>TOTAL</b>	<b>82</b>	<b>4984</b>	<b>240</b>	<b>2.89</b>	<b>34-37-11</b>	<b>6</b>	<b>4</b>	<b>4</b>	<b>290</b>	<b>16</b>	<b>3.31</b>	<b>0-4</b>	<b>0</b>	<b>0</b>

## REGULAR SEASON

### MOST POINTS:

Theoren Fleury, 96

### MOST GOALS:

Theoren Fleury, 46

### MOST ASSISTS:

Theoren Fleury, 50

### MOST PENALTY MINUTES:

Sandy McCarthy, 173

### MOST WINS GOALIE:

Rick Tabaracci, 19

## PLAYOFFS

### MOST POINTS:

Steve Chiasson, 3  
Theoren Fleury, 3

### MOST GOALS:

Steve Chiasson, 2  
Theoren Fleury, 2

### MOST ASSISTS:

Ron Stern, 2  
German Titov, 2

### MOST PENALTY MINUTES:

Theoren Fleury, 14

## TROPHIES AND AWARDS

### RALPH T. SCURFIELD HUMANITARIAN AWARD

Gary Roberts

### BILL MASTERTON TROPHY

Gary Roberts

### MOLSON CUP

Theoren Fleury

# 1994-95

Flames win second consecutive Pacific Division title

COACH	REGULAR SEASON								PLAYOFFS				
	GP	W	L	T	PTS	GF	GA	GP	W	L	GF	GA	
Pierre Page	48	24	17	7	55	163	135	7	3	4	35	26	

Regular Season: 1st Pacific Division, 7th overall. Playoffs: Western Conference Quarter-Finals — lost series to San Jose 4-3.

PLAYER	REGULAR SEASON					PLAYOFFS				
	GP	G	A	PTS	PIM	GP	G	A	PTS	PIM
Theoren Fleury	47	29	29	58	112	7	7	7	14	2
Joe Nieuwendyk	46	21	29	50	33	5	4	3	7	0
Phil Housley	43	8	35	43	18	7	0	9	9	0
Robert Reichel	48	18	17	35	28	7	2	4	6	4
Zarley Zalapski	48	4	24	28	46	7	0	4	4	4
Steve Chiasson	45	2	23	25	39	7	1	2	3	9
German Titov	40	12	12	24	16	7	5	3	8	10
Joel Otto	47	8	13	21	130	7	0	3	3	2
Wes Walz	39	6	12	18	11	1	0	0	0	0
Paul Kruse	45	11	5	16	141	7	4	2	6	10
Sheldon Kennedy	30	7	8	15	45	7	3	1	4	16
Ron Stern	39	9	4	13	163	7	3	1	4	8
Kevin Dahl	34	4	8	12	38	3	0	0	0	0
Kelly Kisio	12	7	4	11	6	7	3	2	5	19
Mike Sullivan	38	4	7	11	14	7	3	5	8	2
Nikolia Borschevsky	TOR	19	0	5	5	0	-	-	-	-
	CGY	8	0	5	5	0	-	-	-	-
	TOTAL	27	0	10	10	0	-	-	-	-
James Patrick	43	0	10	10	14	5	0	1	1	0
Sandy McCarthy	37	5	3	8	101	6	0	1	1	17
Len Esau	EDM	14	0	6	6	15	-	-	-	-
	CGY	1	0	0	0	0	-	-	-	-
	TOTAL	15	0	6	6	15	-	-	-	-
Dan Keczer	28	2	3	5	10	7	0	1	1	2
Alan May	DAL	27	1	1	2	106	-	-	-	-
	CGY	7	1	2	3	13	-	-	-	-
	TOTAL	34	2	3	5	119	-	-	-	-
Frank Musil	35	0	5	5	61	5	0	1	1	0
Gary Roberts	8	2	2	4	43	-	-	-	-	-
Vesa Viitakoski	10	1	2	3	6	-	-	-	-	-
Ed Ward	2	1	1	2	2	-	-	-	-	-
Mark Greig	8	1	1	2	2	-	-	-	-	-
Cory Stillman	10	0	2	2	2	-	-	-	-	-
Rick Tabaracci	13	0	2	2	2	-	-	-	-	-
Trent Yawney	37	0	2	2	108	2	0	0	0	2
Todd Hlushko	2	0	1	1	2	1	0	0	0	2
Jim Peplinski	6	0	1	1	11	-	-	-	-	-
Michael Nylander	6	0	1	1	2	6	0	6	6	2
Trevor Kidd	43	0	1	1	2	-	-	-	-	-
Steve Konroyd	1	0	0	0	0	-	-	-	-	-
Jason Muzzatti	1	0	0	0	0	-	-	-	-	-
Jamie Allison	1	0	0	0	0	-	-	-	-	-
Joel Bouchard	2	0	0	0	0	-	-	-	-	-
Neil Eisenhut	3	0	0	0	0	-	-	-	-	-
Barry Nieckar	3	0	0	0	12	-	-	-	-	-
Scott Morrow	4	0	0	0	0	-	-	-	-	-
Andrei Trefilov	6	0	0	0	0	-	-	-	-	-
<b>TOTAL</b>	<b>48</b>	<b>163</b>	<b>274</b>	<b>437</b>	<b>1233</b>	<b>7</b>	<b>35</b>	<b>56</b>	<b>91</b>	<b>111</b>

GOALTENDER	GP	MP	GA	GAA	W-L-OTL	SO	EN	GP	MP	GA	GAA	W-L	SO	EN	
Jason Muzzatti	1	10	0	0.00	0-0-0	0	0	-	-	-	-	-	-	-	
Rick Tabaracci	WSH	8	394	16	2.44	1-3-2	0	0	-	-	-	-	-	-	
	CGY	5	202	5	1.49	2-0-1	0	0	1	19	0	0.00	0-0	0	0
	TOTAL	13	596	21	2.11	3-3-3	0	0	1	19	0	0.00	0-0	0	0
Trevor Kidd	43	2463	107	2.61	22-14-6	3	4	7	434	26	3.59	3-4	1	0	0
Andrei Trefilov	6	236	16	4.07	0-3-0	0	3	-	-	-	-	-	-	-	-
<b>TOTAL</b>	<b>82</b>	<b>4990</b>	<b>234</b>	<b>2.81</b>	<b>30-40-12</b>	<b>2</b>	<b>7</b>	<b>7</b>	<b>454</b>	<b>26</b>	<b>3.44</b>	<b>3-4</b>	<b>1</b>	<b>0</b>	<b>0</b>

## REGULAR SEASON

### MOST POINTS:

Theoren Fleury, 58

### MOST GOALS:

Theoren Fleury, 29

### MOST ASSISTS:

Phil Housley, 35

### MOST PENALTY MINUTES:

Ron Stern, 163

### MOST WINS GOALIE:

Trevor Kidd, 22

## PLAYOFFS

### MOST POINTS:

Theoren Fleury, 14

### MOST GOALS:

Theoren Fleury, 7

### MOST ASSISTS:

Phil Housley, 9

### MOST PENALTY MINUTES:

Kelly Kisio, 19

### MOST WINS GOALIE:

Trevor Kidd, 3

## TROPHIES AND AWARDS

### KING CLANCY AWARD

Joe Nieuwendyk

### MOLSON CUP

Trevor Kidd

### NHL 2ND ALL-STAR

Theoren Fleury

# 1993-94

Flames capture their first Pacific Division title

COACH	REGULAR SEASON								PLAYOFFS				
	GP	W	L	T	PTS	GF	GA	GP	W	L	GF	GA	
Dave King	84	42	29	13	97	302	256	7	3	4	20	23	

Regular Season: 1st Pacific Division, tied 6th overall. Playoffs: Western Conference Quarter-Finals — lost series to Vancouver 4-3.

PLAYER	REGULAR SEASON					PLAYOFFS				
	GP	G	A	PTS	PIM	GP	G	A	PTS	PIM
Robert Reichel	84	40	53	93	58	7	0	5	5	0
Theoren Fleury	83	40	45	85	186	7	6	4	10	5
Gary Roberts	71	41	43	84	145	7	2	6	8	24
Al MacInnis	75	28	54	82	95	7	2	6	8	12
Joe Nieuwendyk	64	36	39	75	51	6	2	2	4	0
Michael Nylander	HFD 58	11	33	44	24	-	-	-	-	-
	CGY 15	2	9	11	6	3	0	0	0	0
	TOTAL 73	13	42	55	30	3	0	0	0	0
Zarley Zalapski	HFD 56	7	30	37	56	-	-	-	-	-
	CGY 13	3	7	10	18	7	0	3	3	2
	TOTAL 69	10	37	47	74	7	0	3	3	2
German Titov	76	27	18	45	28	7	2	1	3	4
Wes Walz	53	11	27	38	16	6	3	0	3	2
James Patrick	NYR 6	0	3	3	2	-	-	-	-	-
	HFD 47	8	20	28	32	-	-	-	-	-
	CGY 15	2	2	4	6	7	0	1	1	6
	TOTAL 68	10	25	35	40	7	0	1	1	6
Kelly Kisio	51	7	23	30	28	7	0	2	2	8
Ron Stern	71	9	20	29	243	7	2	0	2	12
Paul Ranheim	67	10	14	24	20	-	-	-	-	-
Joel Otto	81	11	12	23	92	3	0	1	1	4
Michel Petit	63	2	21	23	110	-	-	-	-	-
Dan Keczmer	HFD 12	0	1	1	12	-	-	-	-	-
	CGY 57	1	20	21	48	3	0	0	0	4
	TOTAL 69	1	21	22	60	3	0	0	0	4
Trent Yawney	58	6	15	21	60	7	0	0	0	16
Gary Suter	25	4	9	13	20	-	-	-	-	-
Ted Drury	34	5	7	12	26	-	-	-	-	-
Chris Dahlquist	77	1	11	12	52	1	0	0	0	0
Paul Kruse	68	3	8	11	185	7	0	0	0	14
Sandy McCarthy	79	5	5	10	173	7	0	0	0	34
Mike Sullivan	SJS 26	2	2	4	4	-	-	-	-	-
	CGY 19	2	3	5	6	7	1	1	2	8
	TOTAL 45	4	5	9	10	7	1	1	2	8
Frank Musil	75	1	8	9	50	7	0	1	1	4
Brad Schlegel	26	1	6	7	4	-	-	-	-	-
Guy Larose	TOR 10	1	2	3	10	-	-	-	-	-
	CGY 7	0	1	1	4	-	-	-	-	-
	TOTAL 17	1	3	4	14	-	-	-	-	-
Trevor Kidd	31	0	4	4	4	-	-	-	-	-
Vesa Viitakoski	8	1	2	3	0	-	-	-	-	-
Len Esau	6	0	3	3	7	-	-	-	-	-
Kevin Dahl	33	0	3	3	23	6	0	0	0	4
Greg Paslawski	15	2	0	2	2	-	-	-	-	-
David Haas	2	1	1	2	7	-	-	-	-	-
Brad Miller	8	0	1	1	14	-	-	-	-	-
Lee Norwood	16	0	1	1	16	-	-	-	-	-
Jason Muzzatti	1	0	0	0	0	-	-	-	-	-
Jeff Reese	1	0	0	0	0	-	-	-	-	-
Mark Freer	2	0	0	0	4	-	-	-	-	-
Peter Ahola	2	0	0	0	0	-	-	-	-	-
David Struch	4	0	0	0	4	-	-	-	-	-
Kevin Wortman	5	0	0	0	2	-	-	-	-	-
Andrei Trefilov	11	0	0	0	4	-	-	-	-	-
Mike Vernon	48	0	0	0	14	7	0	0	0	2
BENCH	-	-	-	-	16	-	-	-	-	-
<b>TOTAL</b>	<b>84</b>	<b>302</b>	<b>495</b>	<b>797</b>	<b>1847</b>	<b>7</b>	<b>20</b>	<b>33</b>	<b>53</b>	<b>173</b>

GOALTENDER	GP	MP	GA	GAA	W-L-OTL	SO	EN	GP	MP	GA	GAA	W-L	SO	EN
Andrei Trefilov	11	623	26	2.50	3-4-2	2	1	-	-	-	-	-	-	-
Michael Vernon	48	2798	131	2.81	26-17-5	3	4	7	466	23	2.96	3-4	0	0
Trevor Kidd	31	1614	85	3.16	13-7-6	-	-	-	-	-	-	-	-	-
Jeff Reese	1	13	1	4.62	0-0-0	-	-	-	-	-	-	-	-	-
Jason Muzzatti	1	60	8	8.00	0-1-0	-	-	-	-	-	-	-	-	-
<b>TOTAL</b>	<b>84</b>	<b>5124</b>	<b>256</b>	<b>3.00</b>	<b>42-29-13</b>	<b>5</b>	<b>5</b>	<b>7</b>	<b>466</b>	<b>23</b>	<b>2.96</b>	<b>3-4</b>	<b>0</b>	<b>0</b>

## REGULAR SEASON

**MOST POINTS:**  
Robert Reichel, 93

**MOST GOALS:**  
Gary Roberts, 41

**MOST ASSISTS:**  
Al MacInnis, 54

**MOST PENALTY MINUTES:**  
Ron Stern, 243

**MOST WINS GOALIE:**  
Mike Vernon, 26

## PLAYOFFS

**MOST POINTS:**  
Theoren Fleury, 10

**MOST GOALS:**  
Theoren Fleury, 6

**MOST ASSISTS:**  
Al MacInnis, 6  
Gary Roberts, 6

**MOST PENALTY MINUTES:**  
Sandy McCarthy, 34

**MOST WINS GOALIE:**  
Mike Vernon, 3

## TROPHIES AND AWARDS

**RALPH T. SCURFIELD HUMANITARIAN AWARD**  
Al MacInnis

**MOLSON CUP**  
Joe Nieuwendyk



# 1992-93

Fleury records 100 points

COACH	REGULAR SEASON							PLAYOFFS				
	GP	W	L	T	PTS	GF	GA	GP	W	L	GF	GA
Dave King	84	43	30	11	97	322	282	6	2	4	28	33

Regular Season: 2nd Smythe Division, 9th overall. Playoffs: Smythe Division Semi-Finals — lost series to Los Angeles 4-2.

PLAYER	REGULAR SEASON					PLAYOFFS					
	GP	G	A	PTS	PIM	GP	G	A	PTS	PIM	
Theoren Fleury	83	34	66	100	88	6	5	7	12	27	
Robert Reichel	80	40	48	88	54	6	2	4	6	2	
Gary Suter	81	23	58	81	112	6	2	3	5	8	
Gary Roberts	58	38	41	79	172	5	1	6	7	43	
Joe Nieuwendyk	79	38	37	75	52	6	3	6	9	10	
Sergei Makarov	71	18	39	57	40	-	-	-	-	-	
Al MacInnis	50	11	43	54	61	1	1	6	7	10	
Joel Otto	75	19	33	52	150	6	4	2	6	4	
Paul Ranheim	83	21	22	43	26	6	0	1	1	0	
Greg Paslawski	PHI	60	14	19	33	12	-	-	-	-	
	CGY	13	4	5	9	0	6	3	0	3	0
	TOTAL	73	18	24	42	12	6	3	0	3	0
Ron Stern		70	10	15	25	207	6	0	0	0	43
Brent Ashton	BOS	26	2	2	4	11	-	-	-	-	-
	CGY	32	8	11	19	41	6	0	3	3	2
	TOTAL	58	10	13	23	52	6	0	3	3	2
Chris Lindberg		62	9	12	21	18	2	0	1	1	2
Roger Johansson		77	4	16	20	62	5	0	1	1	2
Trent Yawney		63	1	16	17	67	6	3	2	5	6
Frank Musil		80	6	10	16	131	6	1	1	2	7
Gary Leeman		30	9	5	14	10	-	-	-	-	-
Brian Skrudland	MTL	23	5	3	8	55	-	-	-	-	-
	CGY	16	2	4	6	10	6	0	3	3	12
	TOTAL	39	7	7	14	65	6	0	3	3	12
Craig Berube		77	4	8	12	209	6	0	0	1	21
Michel Petit		35	3	9	12	54	-	-	-	-	-
Carey Wilson		22	4	7	11	8	-	-	-	-	-
Kevin Dahl		61	2	9	11	56	6	0	2	2	8
Chris Dahlquist		74	3	7	10	66	6	3	1	4	4
Alexander Godnynyuk		27	3	4	7	19	-	-	-	-	-
C.J. Young		28	3	2	5	20	-	-	-	-	-
Todd Harkins		15	2	3	5	22	-	-	-	-	-
Paul Kruse		27	2	3	5	41	-	-	-	-	-
Jeff Reese		26	0	4	4	4	4	0	0	0	0
Greg Smyth		35	1	2	3	95	-	-	-	-	-
Tomas Forslund		6	0	2	2	0	-	-	-	-	-
Michael Vernon		64	0	2	2	42	4	0	0	0	2
Patrick Lebeau		1	0	0	0	0	-	-	-	-	-
Shawn Heaphy		1	0	0	0	0	-	-	-	-	-
Andrei Trefilov		1	0	0	0	2	-	-	-	-	-
BENCH		-	-	-	-	12	-	-	-	-	-
<b>TOTAL</b>		<b>84</b>	<b>322</b>	<b>543</b>	<b>865</b>	<b>1951</b>	<b>6</b>	<b>28</b>	<b>50</b>	<b>78</b>	<b>213</b>

## REGULAR SEASON

**MOST POINTS:**  
Theoren Fleury, 100

**MOST GOALS:**  
Robert Reichel, 40

**MOST ASSISTS:**  
Theoren Fleury, 66

**MOST PENALTY MINUTES:**  
Craig Berube, 209

**MOST WINS GOALIE:**  
Mike Vernon, 29

## PLAYOFFS

**MOST POINTS:**  
Theoren Fleury, 12

**MOST GOALS:**  
Theoren Fleury, 5

**MOST ASSISTS:**  
Theoren Fleury, 7

**MOST PENALTY MINUTES:**  
Gary Roberts, 43  
Ron Stern, 43

**MOST WINS GOALIE:**  
Mike Vernon, 1  
Jeff Reese, 1

## TROPHIES AND AWARDS

**RALPH T. SCURFIELD HUMANITARIAN AWARD**  
Joel Otto

**MOLSON CUP**  
Theoren Fleury

GOALTENDER	GP	MP	GA	GAA	W-L-OTL	SO	EN	GP	MP	GA	GAA	W-L	SO	EN
Jeff Reese	26	1311	70	3.20	14-4-1	1	0	4	209	17	4.88	1-3	1	0
Michael Vernon	64	3732	203	3.026	29-26-9	2	4	4	150	14	6.00	1-1	0	0
Andrei Trefilov	1	65	5	4.62	0-0-1	0	0	-	-	-	-	-	-	-
<b>TOTAL</b>	<b>84</b>	<b>5119</b>	<b>282</b>	<b>3.31</b>	<b>43-30-11</b>	<b>3</b>	<b>4</b>	<b>6</b>	<b>359</b>	<b>32</b>	<b>140</b>	<b>2-4</b>	<b>1</b>	<b>0</b>

# 1991-92

Roberts scores 53 goals, the second highest in team history

COACH	REGULAR SEASON							PLAYOFFS				
	GP	W	L	T	PTS	GF	GA	GP	W	L	GF	GA
Doug Risebrough/Guy Charron	80	31	37	12	74	296	305	-	-	-	-	-

Regular Season: 5th Smythe Division, tied 17th overall.

PLAYER	REGULAR SEASON					PLAYOFFS				
	GP	G	A	PTS	PIM	GP	G	A	PTS	PIM
Gary Roberts	76	53	37	90	207	-	-	-	-	-
Al MacInnis	72	20	57	77	83	-	-	-	-	-
Theoren Fleury	80	33	40	73	133	-	-	-	-	-
Sergei Makarov	68	22	48	70	60	-	-	-	-	-
Joe Nieuwendyk	69	22	34	56	55	-	-	-	-	-
Gary Suter	70	12	43	55	128	-	-	-	-	-
Robert Reichel	77	20	34	54	32	-	-	-	-	-
Paul Ranheim	80	23	20	43	32	-	-	-	-	-
Doug Gilmour	38	11	27	38	46	-	-	-	-	-
Joel Otto	78	13	21	34	161	-	-	-	-	-
Gary Leeman	TOR 34	7	13	20	44	-	-	-	-	-
	CGY 29	2	7	9	27	-	-	-	-	-
TOTAL	63	9	20	29	71	-	-	-	-	-
Michel Petit	TOR 34	1	13	14	85	-	-	-	-	-
	CGY 36	3	10	13	79	-	-	-	-	-
TOTAL	70	4	23	27	164	-	-	-	-	-
Carey Wilson	42	11	12	23	37	-	-	-	-	-
Ron Stern	72	13	9	22	338	-	-	-	-	-
Marc Habscheid	46	7	11	18	42	-	-	-	-	-
Craig Berube	TOR 40	5	7	12	109	-	-	-	-	-
	CGY 36	1	4	5	155	-	-	-	-	-
TOTAL	76	6	11	17	264	-	-	-	-	-
Tomas Forslund	38	5	9	14	12	-	-	-	-	-
Jamie Macoun	37	2	12	14	53	-	-	-	-	-
Trent Yawney	47	4	9	13	45	-	-	-	-	-
Nevin Markwart	BOS 18	3	6	9	44	-	-	-	-	-
	CGY 10	2	1	3	25	-	-	-	-	-
TOTAL	28	5	7	12	69	-	-	-	-	-
Frank Musil	78	4	8	12	103	-	-	-	-	-
Alexander Godyniuk	TOR 31	3	6	9	59	-	-	-	-	-
	CGY 6	0	1	1	4	-	-	-	-	-
TOTAL	37	3	7	10	63	-	-	-	-	-
Mark Osiecki	50	2	7	9	24	-	-	-	-	-
Chris Lindberg	17	2	5	7	17	-	-	-	-	-
Mike Vernon	63	0	7	7	8	-	-	-	-	-
Ric Nattress	18	0	5	5	31	-	-	-	-	-
Paul Kruse	16	3	1	4	65	-	-	-	-	-
Martin Simard	21	1	3	4	119	-	-	-	-	-
Tim Hunter	30	1	3	4	167	-	-	-	-	-
Greg Smyth	CGY 29	0	2	2	138	-	-	-	-	-
	CGY 7	1	1	2	15	-	-	-	-	-
TOTAL	36	1	3	4	153	-	-	-	-	-
Tim Sweeney	11	1	2	3	4	-	-	-	-	-
Neil Sheehy	35	1	2	3	119	-	-	-	-	-
Stephane Matteau	4	1	0	1	19	-	-	-	-	-
Richard Zemlak	5	0	1	1	42	-	-	-	-	-
Jeff Reese	TOR 8	0	0	0	0	-	-	-	-	-
	CGY 12	0	1	1	12	-	-	-	-	-
TOTAL	20	0	1	1	12	-	-	-	-	-
Jim Kyte	21	0	1	1	107	-	-	-	-	-
Darryl Olsen	1	0	0	0	0	-	-	-	-	-
Scott Sharples	1	0	0	0	0	-	-	-	-	-
Trevor Kidd	2	0	0	0	0	-	-	-	-	-
Kevan Guy	3	0	0	0	2	-	-	-	-	-
Todd Harkins	5	0	0	0	7	-	-	-	-	-
Rick Wamsley	9	0	0	0	0	-	-	-	-	-
Rich Chernomaz	11	0	0	0	6	-	-	-	-	-
BENCH	-	-	-	-	20	-	-	-	-	-
<b>TOTAL</b>	<b>80</b>	<b>296</b>	<b>493</b>	<b>789</b>	<b>2643</b>	<b>-</b>	<b>-</b>	<b>-</b>	<b>-</b>	<b>-</b>

GOALTENDER	GP	MP	GA	GAA	W-L-OTL	SO	EN	GP	MP	GA	GAA	W-L	SO	EN
Mike Vernon	63	3640	217	3.58	24-30-9	2	4	-	-	-	-	-	-	-
Scott Sharples	1	65	4	3.69	0-0-1	0	0	-	-	-	-	-	-	-
Jeff Reese	TOR 8	413	20	2.91	1-5-1	0	0	-	-	-	-	-	-	-
	CGY 12	587	37	3.78	3-2-2	1	0	-	-	-	-	-	-	-
TOTAL	20	1000	57	3.42	4-7-3	1	0	-	-	-	-	-	-	-
Trevor Kidd	2	120	8	4.00	1-1-0	0	0	-	-	-	-	-	-	-
Rick Wamsley	9	457	34	4.46	3-4-0	0	0	-	-	-	-	-	-	-
<b>TOTAL</b>	<b>80</b>	<b>6292</b>	<b>305</b>	<b>3.75</b>	<b>31-37-12</b>	<b>3</b>	<b>4</b>	<b>-</b>	<b>-</b>	<b>-</b>	<b>-</b>	<b>-</b>	<b>-</b>	<b>-</b>

## REGULAR SEASON

**MOST POINTS:**  
Gary Roberts, 90

**MOST GOALS:**  
Gary Roberts, 53

**MOST ASSISTS:**  
Al MacInnis, 57

**MOST PENALTY MINUTES:**  
Ron Stern, 338

**MOST WINS GOALIE:**  
Mike Vernon, 24

## TROPHIES AND AWARDS

**RALPH T. SCURFIELD HUMANITARIAN AWARD**  
Bob Johnson

**MOLSON CUP**  
Mike Vernon

# 1990-91

Fleury scores 51 goals  
MacInnis named 1st Team All-Star

COACH	REGULAR SEASON								PLAYOFFS				
	GP	W	L	T	PTS	GF	GA	GP	W	L	GF	GA	
Doug Risebrough	80	46	26	8	100	344	263	7	3	4	20	22	

Regular Season: 2nd Smythe Division, tied 4th overall. Playoffs: Smythe Division Semi-Finals — lost series to Edmonton 4-3.

PLAYER	REGULAR SEASON					PLAYOFFS				
	GP	G	A	PTS	PIM	GP	G	A	PTS	PIM
Theoren Fleury	79	51	53	104	136	7	2	5	7	14
Al MacInnis	78	28	75	103	90	7	2	3	5	8
Joe Nieuwendyk	79	45	40	85	36	7	4	1	5	10
Doug Gilmour	78	20	61	81	144	7	1	1	2	0
Sergei Makarov	78	30	49	79	44	3	1	0	1	0
Gary Suter	79	12	58	70	102	7	1	6	7	12
Gary Roberts	80	22	31	53	252	7	1	3	4	18
Robert Reichel	66	19	22	41	22	6	1	1	2	0
Joel Otto	76	19	20	39	183	7	1	2	3	8
Paul Fenton	WPG	17	4	4	8	18	-	-	-	-
	TOR	30	5	10	15	0	-	-	-	-
	CGY	31	5	7	12	10	5	0	0	2
	TOTAL	78	14	21	35	28	5	0	0	2
Stephane Matteau	78	15	19	34	93	5	0	1	1	0
Paul Ranheim	39	14	16	30	4	7	2	2	4	0
Carey Wilson	HFD	45	8	15	23	16	-	-	-	-
	CGY	12	3	3	6	2	7	2	2	4
	TOTAL	57	11	18	29	18	7	2	2	4
Brian MacLellan	57	13	14	27	55	1	0	0	0	0
Mark Hunter	57	10	15	25	125	-	-	-	-	-
Frank Musil	MIN	8	0	2	2	23	7	0	0	0
	CGY	67	7	14	12	160	-	-	-	-
	TOTAL	75	7	16	23	183	-	-	-	-
Jamie Macoun	79	7	15	22	84	7	0	1	1	4
Ric Nattress	58	5	13	18	63	7	1	0	1	2
Roger Johansson	38	4	13	17	47	-	-	-	-	-
Tim Sweeney	42	7	9	16	8	-	-	-	-	-
Ron Stern	VAN	31	2	3	5	171	-	-	-	-
	CGY	13	1	3	4	69	7	1	3	4
	TOTAL	44	3	6	9	240	7	1	3	4
Jim Kyte	PIT	1	0	0	0	2	-	-	-	-
	CGY	42	0	9	9	153	7	0	0	0
	TOTAL	43	0	9	9	155	7	0	0	0
Tim Hunter	34	5	2	7	143	7	0	0	0	10
Sergei Priakin	24	1	6	7	0	-	-	-	-	-
Kevan Guy	VAN	39	1	6	7	39	-	-	-	-
	CGY	4	0	0	0	4	-	-	-	-
	TOTAL	43	1	6	7	43	-	-	-	-
Ken Sabourin	16	1	3	4	36	-	-	-	-	-
Mike Vernon	54	0	4	4	8	7	0	0	0	0
Jiri Hrdina	14	0	3	3	4	-	-	-	-	-
Martin Simard	16	0	2	2	53	-	-	-	-	-
Dana Murzyn	19	0	2	2	30	-	-	-	-	-
Rick Lessard	1	0	1	1	0	-	-	-	-	-
Rick Wamsley	29	0	1	1	0	1	0	0	0	0
Steve Guenette	1	0	0	0	0	-	-	-	-	-
Paul Kruse	1	0	0	0	7	-	-	-	-	-
Marc Bureau	5	0	0	0	2	-	-	-	-	-
Colin Patterson	-	-	-	-	-	1	0	0	0	0
BENCH	-	-	-	-	28	-	-	-	-	4
<b>TOTAL</b>	<b>80</b>	<b>344</b>	<b>583</b>	<b>927</b>	<b>2201</b>	<b>7</b>	<b>20</b>	<b>31</b>	<b>51</b>	<b>123</b>

GOALTENDER	GP	MP	GA	GAA	W-L-OTL	SO	EN	GP	MP	GA	GAA	W-L	SO	EN
Rick Wamsley	29	1670	85	3.05	14-7-5	0	0	1	2	1	30.00	0-0	0	0
Mike Vernon	54	3121	172	3.31	31-19-3	1	2	7	427	21	2.95	3-4	0	0
Steve Guenette	1	60	4	4.00	1-0-0	0	0	-	-	-	-	-	-	-
<b>TOTAL</b>	<b>80</b>	<b>4859</b>	<b>263</b>	<b>3.25</b>	<b>46-26-8</b>	<b>1</b>	<b>2</b>	<b>6</b>	<b>430</b>	<b>22</b>	<b>3.07</b>	<b>3-4</b>	<b>0</b>	<b>0</b>

## REGULAR SEASON

**MOST POINTS:**  
Theoren Fleury, 104

**MOST GOALS:**  
Theoren Fleury, 51

**MOST ASSISTS:**  
Al MacInnis, 75

**MOST PENALTY MINUTES:**  
Gary Roberts, 252

**MOST WINS GOALIE:**  
Mike Vernon, 31

## PLAYOFFS

**MOST POINTS:**  
Theoren Fleury, 7  
Gary Suter, 7

**MOST GOALS:**  
Joe Nieuwendyk, 4

**MOST ASSISTS:**  
Gary Suter, 6

**MOST PENALTY MINUTES:**  
Gary Roberts, 18

**MOST WINS GOALIE:**  
Mike Vernon, 3

**OVERTIME GOALS:**  
Theoren Fleury, 1

## TROPHIES AND AWARDS

**RALPH T. SCURFIELD HUMANITARIAN AWARD**  
Jamie Macoun

**MOLSON CUP**  
Theoren Fleury

**NHL 1ST ALL-STAR**  
Al MacInnis

# 1989-90

Flames first Smythe Division Title  
MacInnis named to All-Star team

COACH	REGULAR SEASON							PLAYOFFS				
	GP	W	L	T	PTS	GF	GA	GP	W	L	GF	GA
Terry Crisp	80	42	23	15	99	348	265	6	2	4	24	29

Regular Season: 1st Smythe Division, 2nd overall. Playoffs: Smythe Division Semi-Finals — lost series to Los Angeles 4-2.

PLAYER	REGULAR SEASON					PLAYOFFS					
	GP	G	A	PTS	PIM	GP	G	A	PTS	PIM	
Joe Nieuwendyk	79	45	50	95	40	6	4	6	10	4	
Doug Gilmour	78	24	67	91	54	6	3	1	4	8	
Al MacInnis	79	28	62	90	82	6	2	3	5	8	
Sergei Makarov	80	24	62	86	55	6	0	6	6	3	
Gary Suter	76	16	60	76	97	6	0	1	1	12	
Gary Roberts	78	39	33	72	222	6	2	5	7	41	
Joe Mullen	78	36	33	69	24	6	3	0	3	0	
Theoren Fleury	80	31	35	66	157	6	2	3	5	10	
Paul Ranheim	80	26	28	54	23	6	1	3	4	2	
Brian MacLellan	65	20	18	38	26	6	0	2	2	8	
Jamie Macoun	78	8	27	35	70	6	0	3	3	10	
Joel Otto	75	13	20	33	116	6	2	2	4	2	
Jiri Hrdina	64	12	18	30	31	6	0	1	1	2	
Dana Murzyn	78	7	13	20	140	6	2	2	4	2	
Brad McCrimmon	79	4	15	19	78	6	0	2	2	8	
Ric Nattress	49	1	14	15	26	6	2	0	2	8	
Colin Patterson	61	5	3	8	20	-	-	-	-	-	
Jonas Bergqvist	22	2	5	7	10	-	-	-	-	-	
Jim Korn	NJD	37	2	3	5	99	-	-	-	-	-
	CGY	9	0	2	2	26	4	1	0	1	12
	TOTAL	46	2	5	7	125	4	1	0	1	12
Mark Hunter	10	2	3	5	39	-	-	-	-	-	
Tim Hunter	67	2	3	5	279	6	0	0	0	4	
Roger Johansson	35	0	5	5	48	-	-	-	-	-	
Sergei Priakin	20	2	2	4	0	2	0	0	0	0	
Mike Vernon	47	0	3	3	21	6	0	0	0	0	
Jim Peplinski	6	1	0	1	4	-	-	-	-	-	
Brian Glynn	1	0	0	0	0	-	-	-	-	-	
Steve Guenette	2	0	0	0	2	-	-	-	-	-	
Stu Grimson	3	0	0	0	17	-	-	-	-	-	
Marc Bureau	5	0	0	0	4	-	-	-	-	-	
Ken Sabourin	5	0	0	0	10	-	-	-	-	-	
Rick Wamsley	36	0	0	0	4	1	0	0	0	0	
BENCH	-	-	-	-	26	-	-	-	-	4	
<b>TOTAL</b>	<b>80</b>	<b>348</b>	<b>581</b>	<b>929</b>	<b>1751</b>	<b>6</b>	<b>24</b>	<b>40</b>	<b>64</b>	<b>145</b>	

## REGULAR SEASON

**MOST POINTS:**  
Joe Nieuwendyk, 95

**MOST GOALS:**  
Joe Nieuwendyk, 45

**MOST ASSISTS:**  
Doug Gilmour, 67

**MOST PENALTY MINUTES:**  
Tim Hunter, 279

**MOST WINS GOALIE:**  
Mike Vernon, 23

## PLAYOFFS

**MOST POINTS:**  
Joe Nieuwendyk, 10

**MOST GOALS:**  
Joe Nieuwendyk, 4

**MOST ASSISTS:**  
Joe Nieuwendyk, 6  
Sergei Makarov, 6

**MOST PENALTY MINUTES:**  
Gary Roberts, 41

**MOST WINS GOALIE:**  
Mike Vernon, 2

## TROPHIES AND AWARDS

**RALPH T. SCURFIELD HUMANITARIAN AWARD**  
Tim Hunter

**CALDER MEMORIAL TROPHY**  
Sergei Makarov

**MOLSON CUP**  
Joe Nieuwendyk

**NHL 1ST ALL-STAR**  
Al MacInnis

GOALTENDER	GP	MP	GA	GAA	W-L-OTL	SO	EN	GP	MP	GA	GAA	W-L	SO	EN
Mike Vernon	47	2795	146	3.13	23-14-9	1	2	6	342	19	3.33	2-3	3	1
Rick Wamsley	36	1969	107	3.26	18-8-6	0	0	1	49	9	11.02	0-1	0	0
Steve Guenette	2	119	8	4.03	1-1-0	0	0	-	-	-	-	-	-	-
<b>TOTAL</b>	<b>80</b>	<b>4895</b>	<b>265</b>	<b>3.25</b>	<b>42-23-15</b>	<b>1</b>	<b>2</b>	<b>6</b>	<b>392</b>	<b>28</b>	<b>4.44</b>	<b>2-4</b>	<b>3</b>	<b>1</b>

# 1988-89

Flames win their first Stanley Cup and second Presidents' Trophy

COACH	REGULAR SEASON							PLAYOFFS				
	GP	W	L	T	PTS	GF	GA	GP	W	L	GF	GA
Terry Crisp	80	54	17	9	117	354	226	22	16	6	82	55

Regular Season: 1st Smythe Division, 1st overall. Playoffs: Smythe Division Semi-Finals — defeated Vancouver 4-3; Smythe Division Finals — defeated Los Angeles 4-0; Campbell Conference Championships — defeated Chicago 4-1; Stanley Cup Championship — defeated Montreal 4-2.

PLAYER	REGULAR SEASON						PLAYOFFS					
	GP	G	A	PTS	PIM	GP	G	A	PTS	PIM		
Joe Mullen	79	51	59	110	16	21	16	8	24	4		
Hakan Loob	79	27	58	85	44	22	8	9	17	4		
Doug Gilmour	72	26	59	85	44	22	11	11	22	20		
Joe Nieuwendyk	77	51	31	82	40	22	10	4	14	10		
Al MacInnis	79	16	58	74	126	22	7	24	31	46		
Gary Suter	63	13	49	62	78	5	0	3	3	10		
Jiri Hrdina	70	22	32	54	26	4	0	0	0	0		
Joel Otto	72	23	30	53	213	22	6	13	19	46		
Brian MacLennan	MIN	60	16	23	39	104	-	-	-	-	-	
	CGY	12	2	3	5	14	21	3	2	5	19	
	TOTAL	72	18	26	44	118	21	3	2	5	19	
Gary Roberts	71	22	16	38	250	22	5	7	12	57		
Colin Patterson	74	14	24	38	56	22	3	10	13	24		
Jim Peplinski	79	13	25	38	241	20	1	6	7	75		
Theoren Fleury	36	14	20	34	46	22	5	6	11	24		
Mark Hunter	66	22	8	30	194	10	2	2	4	23		
Jamie Macoun	72	8	19	27	76	22	3	6	9	30		
Brad McCrimmon	72	5	17	22	96	22	0	3	3	30		
Dana Murzyn	63	3	19	22	142	21	0	3	3	20		
Lanny McDonald	51	11	7	18	26	14	1	3	4	29		
Rob Ramage	68	3	13	16	156	20	1	11	12	26		
Tim Hunter	75	3	9	12	375*	19	0	4	4	32		
Ric Nattress	38	1	8	9	47	19	0	3	3	20		
Perry Berezan	35	4	4	8	23	-	-	-	-	-		
Michael Vernon	52	0	4	4	18	22	0	0	0	14		
Rick Lessard	6	0	1	1	2	-	-	-	-	-		
Ken Sabourin	6	0	1	1	26	1	0	0	0	0		
Brian Glynn	9	0	1	1	19	-	-	-	-	-		
Rick Wamsley	35	0	1	1	8	1	0	0	0	0		
Rich Chernomaz	1	0	0	0	0	-	-	-	-	-		
Stu Grimson	1	0	0	0	5	-	-	-	-	-		
Sergei Priakin	2	0	0	0	2	1	0	0	0	0		
Dave Reierson	2	0	0	0	2	-	-	-	-	-		
Paul Ranheim	5	0	0	0	0	-	-	-	-	-		
Shane Churla	5	0	0	0	25	-	-	-	-	-		
BENCH	-	-	-	-	10	-	-	-	-	-		
<b>TOTAL</b>	<b>80</b>	<b>354</b>	<b>576</b>	<b>930</b>	<b>2444</b>	<b>22</b>	<b>82</b>	<b>138</b>	<b>220</b>	<b>563</b>		

\*Flames franchise record.

## REGULAR SEASON

**MOST POINTS:**  
Joe Mullen, 110

**MOST GOALS:**  
Joe Mullen, 51  
Joe Nieuwendyk, 51

**MOST ASSISTS:**  
Joe Mullen, 59  
Doug Gilmour, 59

**MOST PENALTY MINUTES:**  
Tim Hunter, 375

**MOST WINS GOALIE:**  
Mike Vernon, 37

## PLAYOFFS

**MOST POINTS:**  
Al MacInnis, 31

**MOST GOALS:**  
Joe Mullen, 16

**MOST ASSISTS:**  
Al MacInnis, 24

**MOST PENALTY MINUTES:**  
Jim Peplinski, 75

**MOST WINS GOALIE:**  
Mike Vernon, 16

## TROPHIES AND AWARDS

**RALPH T. SCURFIELD HUMANITARIAN AWARD**  
Lanny McDonald

**CONN SMYTHE TROPHY**  
Al MacInnis

**LADY BYNG TROPHY**  
Joe Mullen

**EMERY EDGE +/-**  
Joe Mullen

**MOLSON CUP**  
Joe Mullen

**NHL 1ST ALL-STAR**  
Al MacInnis

**NHL 2ND ALL-STAR**  
Mike Vernon

GOALTENDER	GP	MP	GA	GAA	W-L-OTL	SO	EN	GP	MP	GA	GAA	W-L	SO	EN
Mike Vernon	52	2938	130	2.65	37-6-5	0	0	22	1381	52	2.26	16-5	3	1
Rick Wamsley	35	1927	95	2.96	17-11-4	2	1	1	20	2	6.00	0-1	0	0
Steve Guenette	-	-	-	-	-	-	-	-	-	-	-	-	-	-
<b>TOTAL</b>	<b>80</b>	<b>4871</b>	<b>225</b>	<b>2.78</b>	<b>54-17-9</b>	<b>2</b>	<b>1</b>	<b>22</b>	<b>1401</b>	<b>54</b>	<b>2.36</b>	<b>16-6</b>	<b>3</b>	<b>1</b>

# 1987-88

Flames capture their first Presidents' Trophy

COACH	REGULAR SEASON								PLAYOFFS				
	GP	W	L	T	PTS	GF	GA	GP	W	L	GF	GA	
Terry Crisp	80	48	23	9	105	397	305	9	4	5	41	36	

Regular Season: 1st Smythe Division, 1st overall. Playoffs: Smythe Division Semi-Finals — defeated Los Angeles 4-1; Smythe Division Finals — lost series to Edmonton 4-0.

PLAYER	REGULAR SEASON						PLAYOFFS					
	GP	G	A	PTS	PIM	GP	G	A	PTS	PIM		
Hakan Loob	80	50	56	106	47	9	8	1	9	4		
Mike Bullard	79	48	55	103	68	6	0	2	2	6		
Joe Nieuwendyk	75	51	41	92	23	8	3	4	7	2		
Gary Suter	75	21	70	91	124	9	1	9	10	6		
Joe Mullen	80	40	44	86	30	7	2	4	6	10		
Al MacInnis	80	25	58	83	114	7	3	6	9	18		
John Tonelli	74	17	41	58	84	6	2	5	7	8		
Joel Otto	62	13	39	52	194	9	3	2	5	24		
Jim Peplinski	75	20	31	51	234	9	0	5	5	45		
Brett Hull	52	26	24	50	12	-	-	-	-	-		
Rob Ramage	STL	67	8	34	42	127	-	-	-	-		
	CGY	12	1	6	7	37	9	1	3	4	21	
	TOTAL	79	9	40	49	164	9	1	3	4	21	
Brad McCrimmon	80	7	35	42	98	9	2	3	5	22		
Carey Wilson	34	9	21	30	18	-	-	-	-	-		
Gary Roberts	74	13	15	28	282	9	2	3	5	29		
Lanny McDonald	60	10	13	23	57	9	3	1	4	6		
Craig Coxie	VAN	64	5	12	17	186	-	-	-	-		
	CGY	7	2	3	5	32	2	1	0	1	16	
	TOTAL	71	7	15	22	218	2	1	0	1	16	
Perry Berezan	29	7	12	19	66	8	0	2	2	13		
Brian Glynn	67	5	14	19	87	1	0	0	0	0		
Colin Patterson	39	7	11	18	28	9	1	0	1	8		
Dana Murzyn	HFD	33	1	6	7	45	-	-	-	-		
	CGY	41	6	5	11	94	5	2	0	2	13	
	TOTAL	74	7	11	18	139	5	2	0	2	13	
Ric Nattress	63	2	13	15	37	6	1	3	4	0		
Tim Hunter	68	8	5	13	337	9	4	0	4	32		
Steve Bozek	26	3	7	10	12	-	-	-	-	-		
Neil Sheehy	36	2	6	8	73	-	-	-	-	-		
Jiri Hrdina	9	2	5	7	2	1	0	0	0	0		
Mike Vernon	64	0	7	7	47	9	0	2	2	2		
Shane Churla	HFD	2	0	0	0	14	-	-	-	-		
	CGY	29	1	5	6	132	7	0	1	1	17	
	TOTAL	31	1	5	6	146	7	0	1	1	17	
Paul Reinhart	14	0	4	4	10	8	2	7	9	6		
Kevan Guy	11	0	3	3	8	-	-	-	-	-		
Doug Dadswell	25	0	2	2	2	-	-	-	-	-		
Rich Chernomaz	2	1	0	1	0	-	-	-	-	-		
Randy Bucyk	2	0	0	0	0	-	-	-	-	-		
Bob Bodak	3	0	0	0	22	-	-	-	-	-		
Rick Wamsley	STL	31	0	0	0	14	-	-	-	-		
	CGY	2	0	0	0	0	1	0	0	0	0	
	TOTAL	33	0	0	0	14	1	0	0	0	0	
BENCH	-	-	-	-	-	-	-	-	-	-	2	
<b>TOTAL</b>	<b>80</b>	<b>397</b>	<b>652</b>	<b>1049</b>	<b>2429</b>	<b>9</b>	<b>41</b>	<b>63</b>	<b>104</b>	<b>312</b>		

GOALTENDER	GP	MP	GA	GAA	W-L-OTL	SO	EN	GP	MP	GA	GAA	W-L	SO	EN	
Rick Wamsley	STL	31	1818	103	3.40	13-16-1	0	0	-	-	-	-	-	-	
	CGY	2	73	5	4.11	1-0-0	0	0	1	33	2	3.64	0-1	0	0
	TOTAL	33	1891	108	3.43	14-16-1	0	0	1	33	2	3.64	0-1	0	0
Mike Vernon	64	3565	210	3.53	39-16-7	1	1	9	515	34	3.96	4-4	0	0	
Doug Dadswell	25	1221	89	4.37	8-7-2	0	0	-	-	-	-	-	-	-	
<b>TOTAL</b>	<b>80</b>	<b>4895</b>	<b>304</b>	<b>3.75</b>	<b>48-23-9</b>	<b>1</b>	<b>1</b>	<b>9</b>	<b>548</b>	<b>36</b>	<b>3.94</b>	<b>4-5</b>	<b>0</b>	<b>0</b>	

## REGULAR SEASON

**MOST POINTS:**  
Hakan Loob, 106

**MOST GOALS:**  
Joe Nieuwendyk, 51

**MOST ASSISTS:**  
Gary Suter, 70

**MOST PENALTY MINUTES:**  
Tim Hunter, 337

**MOST WINS GOALIE:**  
Mike Vernon, 39

## PLAYOFFS

**MOST POINTS:**  
Gary Suter, 10

**MOST GOALS:**  
Hakan Loob, 8

**MOST ASSISTS:**  
Gary Suter, 9

**MOST PENALTY MINUTES:**  
Jim Peplinski, 45

**MOST WINS GOALIE:**  
Mike Vernon, 4

## TROPHIES AND AWARDS

**RALPH T. SCURFIELD HUMANITARIAN AWARD**  
Jim Peplinski

**CALDER MEMORIAL TROPHY**  
Joe Nieuwendyk

**KING CLANCY AWARD**  
Lanny McDonald

**EMERY EDGE +/-**  
Brad McCrimmon

**MOLSON CUP**  
Joe Mullen

**NHL 1ST ALL-STAR**  
Hakan Loob

**NHL 2ND ALL-STAR**  
Brad McCrimmon  
Gary Suter

# 1986-87

Joe Mullen captures the Lady Byng Trophy

COACH	REGULAR SEASON								PLAYOFFS				
	GP	W	L	T	PTS	GF	GA	GP	W	L	GF	GA	
Bob Johnson	80	46	31	3	95	318	289	6	2	4	15	22	

Regular Season: 2nd Smythe Division, 3rd overall. Playoffs: Smythe Division Semi-Finals — lost series to Winnipeg 4-2.

PLAYER	REGULAR SEASON					PLAYOFFS				
	GP	G	A	PTS	PIM	GP	G	A	PTS	PIM
Joe Mullen	79	47	40	87	14	6	2	1	3	0
Al MacInnis	79	20	56	76	97	4	1	0	1	0
Paul Reinhart	76	15	53	68	22	4	0	1	1	6
Mike Bullard	PIT 14	2	10	12	17	-	-	-	-	-
	CGY 57	28	26	54	34	6	4	2	6	2
	TOTAL 71	30	36	66	51	6	4	2	6	2
Carey Wilson	80	20	36	56	42	6	1	1	2	6
John Tonelli	78	20	31	51	72	3	0	0	0	2
Joel Otto	68	19	31	50	185	2	0	2	2	6
Jim Peplinski	80	18	32	50	181	6	1	0	1	24
Gary Suter	68	9	40	49	70	6	0	3	3	10
Hakan Loob	68	18	26	44	26	5	1	2	3	0
Jamie Macoun	79	7	33	40	111	3	0	1	1	8
Steve Bozek	71	17	18	35	22	4	1	0	1	2
Brian Bradley	40	10	18	28	16	-	-	-	-	-
Lanny McDonald	58	14	12	26	54	5	0	0	0	2
Colin Patterson	68	13	13	26	41	6	0	2	2	2
Tim Hunter	73	6	15	21	361	6	0	0	0	51
Gary Roberts	32	5	10	15	85	2	0	0	0	4
Dale DeGray	27	6	7	13	29	-	-	-	-	-
Neil Sheehy	54	4	6	10	151	6	0	0	0	21
Dan Quinn	16	3	6	9	14	-	-	-	-	-
Perry Berezan	24	5	3	8	24	2	0	2	2	7
Nick Fotiu	42	5	3	8	145	-	-	-	-	-
Kari Eloranta	13	1	6	7	9	6	0	2	2	0
Joe Nieuwendyk	9	5	1	6	0	6	2	2	4	0
Doug Risebrough	22	2	3	5	66	4	0	1	1	6
Kevan Guy	24	0	4	4	19	4	0	1	1	23
Brian Engblom	32	0	4	4	28	-	-	-	-	-
Paul Baxter	18	0	2	2	66	2	0	0	0	10
Mike Vernon	54	0	2	2	14	5	0	0	0	0
Brett Hull	5	1	0	1	0	4	2	1	3	0
Doug Dadswell	2	0	0	0	0	-	-	-	-	-
Rejean Lemelin	34	0	0	0	20	2	0	1	1	0
<b>TOTAL</b>	<b>80</b>	<b>318</b>	<b>538</b>	<b>856</b>	<b>2018</b>	<b>6</b>	<b>15</b>	<b>26</b>	<b>41</b>	<b>192</b>

## REGULAR SEASON

### MOST POINTS:

Joe Mullen, 87

### MOST GOALS:

Joe Mullen, 47

### MOST ASSISTS:

Al MacInnis, 56

### MOST PENALTY MINUTES:

Tim Hunter, 361

### MOST WINS GOALIE:

Mike Vernon, 30

## PLAYOFFS

### MOST POINTS:

Mike Bullard, 6

### MOST GOALS:

Mike Bullard, 4

### MOST ASSISTS:

Gary Suter, 3

### MOST PENALTY MINUTES:

Tim Hunter, 51

### MOST WINS GOALIE:

Mike Vernon, 2

### OVERTIME GOAL:

Mike Bullard, 1

## TROPHIES AND AWARDS

### RALPH T. SCURFIELD HUMANITARIAN AWARD

Lanny McDonald

### LADY BYNG TROPHY

Joe Mullen

GOALTENDER	GP	MP	GA	GAA	W-L-OTL	SO	EN	GP	MP	GA	GAA	W-L	SO	EN
Rejean Lemelin	34	1735	94	3.25	16-9-1	2	4	2	101	6	3.56	0-1	0	0
Mike Vernon	54	2957	178	3.61	30-21-1	1	2	5	263	16	3.65	2-3	0	0
Doug Dadswell	2	125	10	4.80	0-1-1	0	1	-	-	-	-	-	-	-
<b>TOTAL</b>	<b>80</b>	<b>4817</b>	<b>282</b>	<b>3.61</b>	<b>46-31-3</b>	<b>3</b>	<b>7</b>	<b>6</b>	<b>364</b>	<b>22</b>	<b>3.63</b>	<b>2-4</b>	<b>0</b>	<b>0</b>



# 1985-86

Flames vs. Habs for the Stanley Cup

COACH	REGULAR SEASON							PLAYOFFS				
	GP	W	L	T	PTS	GF	GA	GP	W	L	GF	GA
Bob Johnson	80	40	31	9	89	354	315	22	12	10	81	69

Regular Season: 2nd Smythe Division, 6th overall. Playoffs: Smythe Division Semi-Finals — defeated Winnipeg 3-0; Smythe Division Finals — defeated Edmonton 4-3; Conference Finals — defeated St. Louis 4-3; Stanley Cup Finals — lost to Montreal 4-1.

PLAYER	REGULAR SEASON					PLAYOFFS					
	GP	G	A	PTS	PIM	GP	G	A	PTS	PIM	
Joe Mullen	STL	48	28	24	52	10	-	-	-	-	-
	CGY	29	16	22	38	11	21	12	7	19	4
	TOTAL	77	44	46	90	21	21	12	7	19	4
Dan Quinn		78	30	42	72	44	18	8	7	15	10
Lanny McDonald		80	28	43	71	44	22	11	7	18	30
John Tonelli	NYI	65	20	41	61	50	-	-	-	-	-
	CGY	9	3	4	7	10	22	7	9	16	49
	TOTAL	74	23	45	68	60	22	7	9	16	49
Gary Suter		80	18	50	68	141	10	2	8	10	8
Al MacInnis		77	11	57	68	76	21	4	15	19	30
Hakan Loob		68	31	36	67	36	22	4	10	14	6
Joel Otto		79	25	34	59	188	22	5	10	15	80
Jim Peplinski		77	24	35	59	214	22	5	9	14	107
Carey Wilson		76	29	29	58	24	9	0	2	2	2
Steve Bozek		64	21	22	43	24	14	2	6	8	32
Doug Risebrough		62	15	28	43	169	22	7	9	16	38
Perry Berezan		55	12	21	33	39	8	1	1	2	6
Paul Reinhart		32	8	25	33	15	21	5	13	18	4
Jamie Macoun		77	11	21	32	81	22	1	6	7	23
Richard Kromm		63	12	17	29	31	-	-	-	-	-
Colin Patterson		61	14	13	27	22	19	6	3	9	10
Steve Konroyd		59	7	20	27	64	-	-	-	-	-
Eddy Beers		33	11	10	21	8	-	-	-	-	-
Neil Sheehy		65	2	16	18	271	22	0	2	2	79
Tim Hunter		66	8	7	15	291	19	0	3	3	108
Gino Cavallini		27	7	7	14	26	-	-	-	-	-
Charlie Bourgeois		29	5	5	10	128	-	-	-	-	-
Terry Johnson	STL	49	0	4	4	87	-	-	-	-	-
	CGY	24	1	4	5	71	17	0	3	3	64
	TOTAL	73	1	8	9	158	17	0	3	3	64
Paul Baxter		47	4	3	7	194	13	0	1	1	55
Rejean Lemelin		60	0	5	5	10	3	0	1	1	0
Rik Wilson	STL	32	0	4	4	48	-	-	-	-	-
	CGY	2	0	0	0	0	-	-	-	-	-
	TOTAL	34	0	4	4	48	-	-	-	-	-
Yves Courteau		4	1	1	2	0	1	0	0	0	0
Brian Bradley		5	0	1	1	0	1	0	0	0	0
Nick Fotiu		9	0	1	1	21	11	0	1	1	34
Mike Vernon		18	0	1	1	4	21	0	1	1	0
Robin Bartel		1	0	0	0	0	6	0	0	0	16
Dale DeGray		1	0	0	0	0	-	-	-	-	-
Mark Lamb		1	0	0	0	0	-	-	-	-	-
Marc D'Amour		15	0	0	0	22	-	-	-	-	-
Brett Hull		-	-	-	-	-	2	0	0	0	0
<b>TOTAL</b>		<b>80</b>	<b>354</b>	<b>580</b>	<b>934</b>	<b>2279</b>	<b>22</b>	<b>81</b>	<b>135</b>	<b>216</b>	<b>80</b>

GOALTENDER	GP	MP	GA	GAA	W-L-OTL	SO	EN	GP	MP	GA	GAA	W-L	SO	EN
Mike Vernon	18	921	52	3.39	9-3-3	1	0	21	1229	60	2.93	12-9	0	2
Marc D'Amour	15	560	32	3.43	2-4-2	0	0	-	-	-	-	-	-	-
Rejean Lemelin	60	3369	229	4.08	29-24-4	1	2	3	109	7	3.85	0-1	0	0
<b>TOTAL</b>	<b>80</b>	<b>4850</b>	<b>313</b>	<b>3.87</b>	<b>40-31-9</b>	<b>2</b>	<b>2</b>	<b>22</b>	<b>1338</b>	<b>67</b>	<b>3.09</b>	<b>12-10</b>	<b>0</b>	<b>2</b>

## REGULAR SEASON

### MOST POINTS:

Joe Mullen, 90  
(Calgary 38, St. Louis 52)

### MOST GOALS:

Joe Mullen, 44  
(Calgary 16, St. Louis 28)

### MOST ASSISTS:

Al MacInnis, 57

### MOST PENALTY MINUTES:

Tim Hunter, 291

### MOST WINS GOALIE:

Rejean Lemelin, 29

## PLAYOFFS

### MOST POINTS:

Joe Mullen, 19  
Al MacInnis, 19

### MOST GOALS:

Joe Mullen, 12

### MOST ASSISTS:

Al MacInnis, 15

### MOST PENALTY MINUTES:

Tim Hunter, 108

### MOST WINS GOALIE:

Mike Vernon, 12

### OVERTIME GOAL:

Lanny McDonald, 1

## TROPHIES AND AWARDS

### CALDER MEMORIAL TROPHY

Gary Suter

### MOLSON CUP

Hakan Loob

# 1984-85

Kent Nilsson finishes with 99 points

COACH	REGULAR SEASON								PLAYOFFS				
	GP	W	L	T	PTS	GF	GA	GP	W	L	GF	GA	
Bob Johnson	80	41	27	12	94	363	302	4	1	3	13	15	

Regular Season: 3rd Smythe Division, tied 6th overall. Playoffs: Smythe Division Semi-Finals — lost series to Winnipeg 3-1.

PLAYER	REGULAR SEASON					PLAYOFFS				
	GP	G	A	PTS	PIM	GP	G	A	PTS	PIM
Kent Nilsson	77	37	62	99	14	3	0	1	1	0
Hakan Loob	78	37	35	72	14	4	3	3	6	0
Carey Wilson	74	24	48	72	27	4	0	0	0	0
Paul Reinhart	75	23	46	69	18	4	1	1	2	0
Eddy Beers	74	28	40	68	94	3	1	0	1	0
Al MacInnis	67	14	52	66	75	4	1	2	3	8
Dan Quinn	74	20	38	58	22	3	0	0	0	0
Richard Kromm	73	20	32	52	32	3	0	1	1	4
Jim Peplinski	80	16	29	45	111	4	1	3	4	11
Colin Patterson	57	22	21	43	5	4	0	0	0	5
Mike Eaves	56	14	29	43	10	-	-	-	-	-
Jamie Macoun	70	9	30	39	67	4	1	0	1	4
Lanny McDonald	43	19	18	37	36	1	0	0	0	0
Steve Bozek	54	13	22	35	6	3	1	0	1	4
Steve Tambellini	47	19	10	29	4	-	-	-	-	-
Steve Konroyd	64	3	23	26	73	4	1	4	5	2
Tim Hunter	71	11	11	22	259	4	0	0	0	24
Paul Baxter	70	5	14	19	126	4	0	1	1	18
Gino Cavallini	27	6	10	16	14	3	0	0	0	4
Kari Eloranta	65	2	11	13	39	-	-	-	-	-
Doug Risebrough	15	7	5	12	49	4	0	3	3	12
Joel Otto	17	4	8	12	30	3	2	1	3	10
Charlie Bourgeois	47	2	10	12	134	4	0	0	0	17
Neil Sheehy	31	3	4	7	109	-	-	-	-	-
Perry Berezan	9	3	2	5	4	2	1	0	1	4
Jim Jackson	10	1	4	5	0	-	-	-	-	-
Yves Courteau	14	1	4	5	4	-	-	-	-	-
Bruce Eakin	1	0	0	0	0	-	-	-	-	-
Don Edwards	34	0	0	0	4	-	-	-	-	-
Rejean Lemelin	56	0	0	0	4	4	0	0	0	0
<b>TOTAL</b>	<b>80</b>	<b>363</b>	<b>618</b>	<b>981</b>	<b>1384</b>	<b>4</b>	<b>13</b>	<b>20</b>	<b>33</b>	<b>127</b>

## REGULAR SEASON

**MOST POINTS:**  
Kent Nilsson, 99

**MOST GOALS:**  
Kent Nilsson, 37  
Hakan Loob, 37

**MOST ASSISTS:**  
Kent Nilsson, 62

**MOST PENALTY MINUTES:**  
Tim Hunter, 259

**MOST WINS GOALIE:**  
Rejean Lemelin, 30

## PLAYOFFS

**MOST POINTS:**  
Hakan Loob, 6

**MOST GOALS:**  
Hakan Loob, 3

**MOST ASSISTS:**  
Steve Konroyd, 4

**MOST PENALTY MINUTES:**  
Tim Hunter, 24

**MOST WINS GOALIE:**  
Rejean Lemelin, 1

## TROPHIES AND AWARDS

**MOLSON CUP**  
Rejean Lemelin

GOALTENDER	GP	MP	GA	GAA	W-L-OTL	SO	EN	GP	MP	GA	GAA	W-L	SO	EN
Rejean Lemelin	56	3176	183	3.46	30-12-10	1	3	4	248	14	3.39	1-3	1	1
Don Edwards	34	1691	115	4.08	11-15-2	1	1	-	-	-	-	-	-	-
<b>TOTAL</b>	<b>80</b>	<b>4867</b>	<b>298</b>	<b>3.67</b>	<b>41-27-12</b>	<b>2</b>	<b>4</b>	<b>4</b>	<b>248</b>	<b>14</b>	<b>3.39</b>	<b>1-3</b>	<b>1</b>	<b>1</b>

# 1983-84

Flames open new home—the Saddledome

COACH	REGULAR SEASON							PLAYOFFS				
	GP	W	L	T	PTS	GF	GA	GP	W	L	GF	GA
Bob Johnson	80	34	32	14	82	311	314	11	6	5	41	46

Regular Season: 2nd Smythe Division, 10th overall. Playoffs: Smythe Division Semi-Finals — defeated Vancouver 3-1; Smythe Division Finals — lost series to Edmonton 4-3.

PLAYER	REGULAR SEASON					PLAYOFFS				
	GP	G	A	PTS	PIM	GP	G	A	PTS	PIM
Kent Nilsson	67	31	49	80	22	-	-	-	-	-
Eddy Beers	73	36	39	75	88	11	2	5	7	12
Lanny McDonald	65	33	33	66	64	11	6	7	13	6
Hakan Loob	77	30	25	55	22	11	2	3	5	2
Dan Quinn	54	19	33	52	20	8	3	5	8	4
Doug Risebrough	77	23	28	51	161	11	2	1	3	25
Mike Eaves	61	14	36	50	20	11	4	4	8	2
Al MacInnis	51	11	34	45	42	11	2	12	14	13
Kari Eloranta	78	5	34	39	44	6	0	2	2	2
Jim Peplinski	74	11	22	33	114	11	3	4	7	21
Jamie Macoun	72	9	23	32	97	11	1	0	1	0
Colin Patterson	56	13	14	27	15	11	1	1	2	6
Paul Baxter	74	7	20	27	182	11	0	2	2	37
Steve Tambellini	73	15	10	25	16	2	0	1	1	0
Richard Kromm	53	11	12	23	27	11	1	1	2	9
Paul Reinhart	27	6	15	21	10	11	6	11	17	2
Steve Bozek	46	10	10	20	16	10	3	1	4	15
Jim Jackson	49	6	14	20	13	6	1	1	2	4
Steve Konroyd	80	1	13	14	94	8	1	2	3	8
Dave Hindmarch	29	6	5	11	2	-	-	-	-	-
Tony Stiles	30	2	7	9	20	-	-	-	-	-
Jamie Hislop	27	1	8	9	2	-	-	-	-	-
Tim Hunter	43	4	4	8	130	7	0	0	0	21
Carey Wilson	15	2	5	7	2	6	3	1	4	2
Mickey Volcan	19	1	4	5	18	-	-	-	-	-
Charlie Bourgeois	17	1	3	4	35	8	0	1	1	27
Bruce Eakin	7	2	1	3	4	-	-	-	-	-
Kari Jalonen	9	0	3	3	0	-	-	-	-	-
Rejean Lemelin	51	0	3	3	6	8	0	0	0	0
Keith Hanson	25	0	2	2	77	-	-	-	-	-
Don Edwards	41	0	2	2	2	6	0	0	0	0
Neil Sheehy	1	1	0	1	2	4	0	0	0	4
Danny Bolduc	2	0	1	1	0	1	0	0	0	0
Mike Vernon	1	0	0	0	0	-	-	-	-	-
Jeff Brubaker	4	0	0	0	19	-	-	-	-	-
<b>TOTAL</b>	<b>80</b>	<b>311</b>	<b>512</b>	<b>823</b>	<b>1386</b>	<b>11</b>	<b>41</b>	<b>65</b>	<b>106</b>	<b>222</b>

## REGULAR SEASON

**MOST POINTS:**  
Kent Nilsson, 80

**MOST GOALS:**  
Eddy Beers, 36

**MOST ASSISTS:**  
Kent Nilsson, 49

**MOST PENALTY MINUTES:**  
Paul Baxter, 182

**MOST WINS GOALIE:**  
Rejean Lemelin, 21

## PLAYOFFS

**MOST POINTS:**  
Paul Reinhart, 17

**MOST GOALS:**  
Paul Reinhart, 6  
Lanny McDonald, 6

**MOST ASSISTS:**  
Al MacInnis, 12

**MOST PENALTY MINUTES:**  
Paul Baxter, 37

**MOST WINS GOALIE:**  
Rejean Lemelin, 4

**OVERTIME GOALS:**  
Carey Wilson, 1  
Lanny McDonald, 1

## TROPHIES AND AWARDS

**MOLSON CUP**  
Rejean Lemelin

**NHL ROOKIE ALL-STAR**  
Hakan Loob, Jamie Macoun

GOALTENDER	GP	MP	GA	GAA	W-L-OTL	SO	EN	GP	MP	GA	GAA	W-L	SO	EN
Rejean Lemelin	51	2568	150	3.50	21-12-9	0	0	8	448	32	4.29	2-1	0	1
Don Edwards	41	2303	157	4.09	13-19-5	0	3	6	217	12	3.32	4-4	0	1
Mike Vernon	1	11	4	21.82	0-1-0	0	0	-	-	-	-	-	-	-
<b>TOTAL</b>	<b>80</b>	<b>4882</b>	<b>311</b>	<b>3.82</b>	<b>34-32-14</b>	<b>0</b>	<b>3</b>	<b>11</b>	<b>665</b>	<b>46</b>	<b>4.15</b>	<b>6-5</b>	<b>0</b>	<b>2</b>

# 1982-83

Johnson named new coach  
McDonald pots 66 goals

COACH	REGULAR SEASON							PLAYOFFS				
	GP	W	L	T	PTS	GF	GA	GP	W	L	GF	GA
Bob Johnson	80	32	34	14	78	321	317	9	4	5	30	49

Regular Season: 2nd Smythe Division, 12th overall. Playoffs: Smythe Division Semi-Finals defeated — Vancouver 3-1; Smythe Division Finals — lost series to Edmonton 4-1.

PLAYER	REGULAR SEASON					PLAYOFFS				
	GP	G	A	PTS	PIM	GP	G	A	PTS	PIM
Kent Nilsson	80	46	58	104	10	9	1	11	12	2
Lanny McDonald	80	66*	32	98	90	7	3	4	7	19
Paul Reinhart	78	17	58	75	28	9	6	3	9	2
Guy Chouinard	80	13	59	72	18	9	1	6	7	4
Doug Risebrough	71	21	37	58	138	9	1	3	4	18
Mel Bridgeman	79	19	31	50	103	9	3	4	7	33
Kari Eloranta	80	4	40	44	43	9	1	3	4	17
Jim Peplinski	80	15	26	41	134	8	1	1	2	45
Kevin LaVallee	60	19	16	35	17	8	1	3	4	4
Jamie Hislop	79	14	19	33	17	9	0	2	2	6
Phil Russell	78	13	18	31	112	9	1	4	5	24
Eddy Beers	41	11	15	26	21	8	1	1	2	27
Dave Hindmarch	60	11	12	23	23	4	0	0	0	4
Jim Jackson	48	8	12	20	7	8	2	1	3	2
Steve Christoff	45	9	8	17	4	1	0	0	0	0
Steve Konroyd	79	4	13	17	73	9	2	1	3	18
Richie Dunn	80	3	11	14	47	9	1	1	2	8
Carl Mokosak	41	7	6	13	87	-	-	-	-	-
Kari Jalonen	25	9	3	12	4	5	1	0	1	0
Greg Meredith	35	5	4	9	8	5	3	1	4	4
Charlie Bourgeois	15	2	3	5	21	-	-	-	-	-
Jamie Macoun	22	1	4	5	25	9	0	2	2	8
Rejean Lemelin	39	0	5	5	7	7	0	0	0	0
Al MacInnis	14	1	3	4	9	-	-	-	-	-
Pierre Rioux	14	1	2	3	4	-	-	-	-	-
Denis Cyr	11	1	1	2	0	-	-	-	-	-
Tim Hunter	16	1	0	1	54	9	1	0	1	70
Pat Ribble	28	0	1	1	18	-	-	-	-	-
Don Edwards	39	0	1	1	0	5	0	0	0	0
Mike Vernon	2	0	0	0	0	-	-	-	-	-
Howard Walker	3	0	0	0	7	-	-	-	-	-
Tim Harrer	3	0	0	0	2	-	-	-	-	-
Gord Hampson	4	0	0	0	5	-	-	-	-	-
Tim Bernhardt	6	0	0	0	0	-	-	-	-	-
BENCH	-	-	-	-	-	-	-	-	-	2
<b>TOTAL</b>	<b>80</b>	<b>321</b>	<b>498</b>	<b>819</b>	<b>1156</b>	<b>9</b>	<b>30</b>	<b>51</b>	<b>81</b>	<b>317</b>

\*Flames franchise record.

## REGULAR SEASON

**MOST POINTS:**  
Kent Nilsson, 104

**MOST GOALS:**  
Lanny McDonald, 66

**MOST ASSISTS:**  
Guy Chouinard, 59

**MOST PENALTY MINUTES:**  
Doug Risebrough, 138

**MOST WINS GOALIE:**  
Rejean Lemelin, 16  
Don Edwards, 16

## PLAYOFFS

**MOST POINTS:**  
Kent Nilsson, 12

**MOST GOALS:**  
Paul Reinhart, 6

**MOST ASSISTS:**  
Kent Nilsson, 11

**MOST PENALTY MINUTES:**  
Tim Hunter, 70

**MOST WINS GOALIE:**  
Rejean Lemelin, 3

**OVERTIME GOALS:**  
Eddy Beers, 1  
Greg Meredith, 1

## TROPHIES AND AWARDS

**BILL MASTERTON TROPHY**

Lanny McDonald

**NHL 2ND ALL-STAR**

Lanny McDonald

**MOLSON CUP**

Lanny McDonald

GOALTENDER	GP	MP	GA	GAA	W-L-OTL	SO	EN	GP	MP	GA	GAA	W-L	SO	EN
Rejean Lemelin	39	2211	133	3.61	16-12-8	0	3	7	327	27	4.95	3-3	0	0
Don Edwards	39	2209	148	4.02	16-15-6	1	1	5	226	22	5.84	1-2	0	0
Tim Bernhardt	6	280	21	4.50	0-5-0	0	0	-	-	-	-	-	-	-
Mike Vernon	2	100	11	6.60	0-2-0	0	0	-	-	-	-	-	-	-
<b>TOTAL</b>	<b>80</b>	<b>4800</b>	<b>313</b>	<b>3.91</b>	<b>32-34-14</b>	<b>1</b>	<b>4</b>	<b>9</b>	<b>553</b>	<b>49</b>	<b>5.32</b>	<b>4-5</b>	<b>0</b>	<b>0</b>

# 1981-82

McDonald a Flame  
Russell named Flames Captain

COACH	REGULAR SEASON								PLAYOFFS				
	GP	W	L	T	PTS	GF	GA	GP	W	L	GF	GA	
Al MacNeil	80	29	34	17	75	334	345	3	0	3	5	10	

Regular Season: 3rd Smythe Division, 12th overall. Playoffs: Smythe Division Semi-Finals — lost series to Vancouver 3-0.

PLAYER	REGULAR SEASON						PLAYOFFS				
	GP	G	A	PTS	PIM	GP	G	A	PTS	PIM	
Mel Bridgeman	PHI	9	7	5	12	47	-	-	-	-	-
	CGY	63	26	49	75	94	3	2	0	2	14
	TOTAL	72	33	54	87	141	3	2	0	2	14
Lanny McDonald	COL	16	6	9	15	20	-	-	-	-	-
	CGY	55	34	33	67	37	3	0	1	1	6
	TOTAL	71	40	42	82	57	3	0	1	1	6
Guy Chouinard		64	23	57	80	12	3	0	1	1	0
Pekka Rautakallio		80	17	51	68	40	3	0	0	0	0
Jim Peplinski		74	30	37	67	115	3	1	0	1	13
Kevin LaVallee		75	32	29	61	30	3	0	0	0	7
Paul Reinhart		62	13	48	61	17	3	0	1	1	2
Willi Plett		78	21	36	57	288	3	1	2	3	39
Kent Nilsson		41	26	29	55	8	3	0	3	3	2
Ken Houston		70	22	22	44	91	3	1	0	1	4
Jamie Hilsop		80	16	25	41	35	3	0	0	0	0
Phil Russell		71	4	25	29	110	3	0	1	1	2
Gary McAdam		46	12	15	27	18	3	0	0	0	0
Denis Cyr		45	12	10	22	13	-	-	-	-	-
Dan Labraaten		43	10	12	22	6	3	0	0	0	0
Bob Murdoch		73	3	17	20	76	3	0	0	0	0
Don Lever		23	8	11	19	6	-	-	-	-	-
Steve Konroyd		63	3	14	17	78	3	0	0	0	12
Bill Clement		69	4	12	16	28	3	0	0	0	2
Charlie Bourgeois		54	2	13	15	112	3	0	0	0	7
Bob MacMillan		23	4	7	11	14	-	-	-	-	-
Eric Vail		6	4	1	5	0	-	-	-	-	-
Kari Eloranta		19	0	5	5	14	-	-	-	-	-
Pat Riggan		52	0	5	5	4	3	0	0	0	0
Dave Hindmarch		9	3	0	3	0	-	-	-	-	-
Bob Gould		16	3	0	3	4	-	-	-	-	-
Pat Ribble	WSH	12	1	2	3	14	-	-	-	-	-
	CGY	3	0	0	0	2	-	-	-	-	-
	TOTAL	15	1	2	3	16	-	-	-	-	-
Eddy Beers		5	1	1	2	21	-	-	-	-	-
Mike Dwyer		5	0	2	2	0	-	-	-	-	-
Gord Wappel		11	1	0	1	6	-	-	-	-	-
Carl Mokosak		1	0	1	1	0	-	-	-	-	-
Brad Marsh		17	0	1	1	10	-	-	-	-	-
Rejean Lemelin		34	0	1	1	0	-	-	-	-	-
Randy Turnbull		1	0	0	0	2	-	-	-	-	-
Bruce Eakin		1	0	0	0	0	-	-	-	-	-
Bobby Lalonde		1	0	0	0	0	-	-	-	-	-
Tim Hunter		2	0	0	0	9	-	-	-	-	-
Al MacInnis		2	0	0	0	0	-	-	-	-	-
Randy Holt		8	0	0	0	9	-	-	-	-	-
BENCH		-	-	-	-	-	-	-	-	-	2
<b>TOTAL</b>		<b>80</b>	<b>334</b>	<b>569</b>	<b>903</b>	<b>1291</b>	<b>3</b>	<b>5</b>	<b>9</b>	<b>14</b>	<b>112</b>

GOALTENDER	GP	MP	GA	GAA	W-L-OTL	SO	EN	GP	MP	GA	GAA	W-L	SO	EN
Pat Riggan	52	2934	207	4.23	19-19-11	2	1	3	194	10	3.09	0-3	0	0
Rejean Lemelin	34	1866	135	4.34	10-15-6	0	2	-	-	-	-	-	-	-
<b>TOTAL</b>	<b>80</b>	<b>4800</b>	<b>342</b>	<b>4.28</b>	<b>29-34-17</b>	<b>2</b>	<b>3</b>	<b>3</b>	<b>194</b>	<b>10</b>	<b>3.09</b>	<b>0-3</b>	<b>0</b>	<b>0</b>

## REGULAR SEASON

### MOST POINTS:

Mel Bridgeman, 87  
(Calgary 75, Philadelphia 12)

### MOST GOALS:

Lanny McDonald, 40  
(Calgary 34, Colorado 6)

### MOST ASSISTS:

Guy Chouinard, 57

### MOST PENALTY MINUTES:

Willi Plett, 288

### MOST WINS GOALIE:

Pat Riggan, 19

## PLAYOFFS

### MOST POINTS:

Kent Nilsson, 3  
Willi Plett, 3

### MOST GOALS:

Mel Bridgeman, 2

### MOST ASSISTS:

Kent Nilsson, 3

### MOST PENALTY MINUTES:

Willi Plett, 39

## TROPHIES AND AWARDS

### MOLSON CUP

Pat Riggan

# 1980-81

Flames and NHL come to Calgary

COACH	REGULAR SEASON								PLAYOFFS			
	GP	W	L	T	PTS	GF	GA	GP	W	L	GF	GA
Al MacNeil	80	39	27	14	92	329	298	16	9	7	56	60

Regular Season: 3rd Patrick Division, 7th overall. Playoffs: Preliminary Round — defeated Chicago 3-0; Quarter-Finals — defeated Philadelphia 4-3; Stanley Cup Semi-Finals — lost to Minnesota 4-2.

PLAYER	REGULAR SEASON					PLAYOFFS				
	GP	G	A	PTS	PIM	GP	G	A	PTS	PIM
Kent Nilsson	80	49	82*	131*	26	14	3	9	12	2
Guy Chouinard	52	31	52	83	24	16	3	14	17	4
Willi Plett	78	38	30	68	239	15	8	4	12	89
Paul Reinhart	74	18	49	67	52	16	1	14	15	16
Eric Vail	64	28	36	64	23	6	0	0	0	0
Bob MacMillan	77	28	35	63	47	16	8	6	14	7
Don Lever	62	26	31	57	56	16	4	7	11	20
Jamie Hislop	QUE	50	19	22	41	15	-	-	-	-
	CGY	29	6	9	15	11	16	3	0	3
TOTAL	79	25	31	56	26	16	3	0	3	5
Pekka Rautakallio	76	11	45	56	64	16	2	4	6	6
Jim Peplinski	80	13	25	38	108	16	2	3	5	11
Kevin LaVallee	77	15	20	35	16	8	2	3	5	4
Bill Clement	78	12	20	32	33	16	2	1	3	6
Ken Houston	42	15	15	30	93	16	7	8	15	30
Phil Russell	80	6	23	29	104	16	2	7	9	29
Dan Labraaten	DET	44	3	8	11	12	-	-	-	-
	CGY	27	9	7	16	13	5	1	0	1
TOTAL	71	12	15	27	25	5	1	0	1	4
Bob Murdoch	74	3	19	22	54	16	1	4	5	36
Brad Marsh	80	1	12	13	87	16	0	5	5	8
Bert Wilson	50	5	7	12	94	1	0	0	0	0
Brad Smith	45	7	4	11	65	-	-	-	-	-
Alex McKendry	36	3	6	9	19	-	-	-	-	-
Earl Ingarfield	16	2	3	5	6	-	-	-	-	-
Denis Cyr	10	1	4	5	0	-	-	-	-	-
Randy Holt	48	0	5	5	165	13	2	2	4	52
Dan Bouchard	14	0	4	4	6	-	-	-	-	-
Dave Hindmarch	1	1	0	1	0	6	0	0	0	2
Greg Meredith	3	1	0	1	0	-	-	-	-	-
Mike Dwyer	4	0	1	1	4	1	1	0	1	0
Gord Wappel	7	0	1	1	4	-	-	-	-	-
Rejean Lemelin	29	0	1	1	2	6	0	0	0	0
Pat Riggin	42	0	1	1	7	11	0	0	0	0
Tony Curtale	2	0	0	0	0	-	-	-	-	-
Bob Gould	3	0	0	0	0	11	3	1	4	4
Steve Konroyd	4	0	0	0	4	-	-	-	-	-
<b>TOTAL</b>	<b>80</b>	<b>329</b>	<b>547</b>	<b>876</b>	<b>1426</b>	<b>16</b>	<b>55</b>	<b>92</b>	<b>147</b>	<b>335</b>

\*Flames franchise record.

## REGULAR SEASON

**MOST POINTS:**  
Kent Nilsson, 131

**MOST GOALS:**  
Kent Nilsson, 49

**MOST ASSISTS:**  
Kent Nilsson, 82

**MOST PENALTY MINUTES:**  
Willi Plett, 239

**MOST WINS GOALIE:**  
Pat Riggin, 21

## PLAYOFFS

**MOST POINTS:**  
Guy Chouinard, 17

**MOST GOALS:**  
Bob MacMillan, 8  
Willi Plett, 8

**MOST ASSISTS:**  
Guy Chouinard, 14  
Paul Reinhart, 14

**MOST PENALTY MINUTES:**  
Willi Plett, 89

**MOST WINS GOALIE:**  
Pat Riggin, 6

**OVERTIME GOAL:**  
Willi Plett, 1

## TROPHIES AND AWARDS

**MOLSON CUP**  
Kent Nilsson

GOALTENDER	GP	MP	GA	GAA	W-L-OTL	SO	EN	GP	MP	GA	GAA	W-L	SO	EN
Rejean Lemelin	29	1629	88	3.24	14-6-7	2	2	6	366	22	3.61	3-3	0	0
Pat Riggin	42	2411	154	3.83	21-16-4	0	2	11	629	37	3.53	6-4	0	1
Dan Bouchard	14	760	51	4.06	4-5-3	0	0	-	-	-	-	-	-	-
<b>TOTAL</b>	<b>80</b>	<b>4800</b>	<b>298</b>	<b>3.73</b>	<b>39-27-14</b>	<b>2</b>	<b>4</b>	<b>16</b>	<b>985</b>	<b>59</b>	<b>3.59</b>	<b>9-7</b>	<b>0</b>	<b>1</b>

# GAME-BY-GAME RESULTS

ABBR	TEAM
ANA	Anaheim Ducks
ARI	Arizona Coyotes
ATL	Atlanta Thrashers <b>WPG</b>
BOS	Boston Bruins
BUF	Buffalo Sabres
CAL	California Seals <b>Defunct</b>
CAR	Carolina Hurricanes
CBJ	Columbus Blue Jackets
CHI	Chicago Blackhawks
CLE	Cleveland Barons <b>Defunct</b>
COL	Colorado Avalanche
CR	Colorado Rockies <b>NJD</b>
DAL	Dallas Stars
DET	Detroit Red Wings
EDM	Edmonton Oilers
FLA	Florida Panthers
HFD	Hartford Whalers <b>CAR</b>
KAC	Kansas City Scouts <b>NJD</b>
LAK	Los Angeles Kings
MIN	Minnesota Wild
MNS	Minnesota North Stars <b>DAL</b>
MTL	Montreal Canadiens
NJD	New Jersey Devils
NSH	Nashville Predators
NYI	New York Islanders
NYR	New York Rangers
OTT	Ottawa Senators
PHI	Philadelphia Flyers
PHX	Phoenix Coyotes <b>ARI</b>
PIT	Pittsburgh Penguins
QUE	Quebec Nordiques <b>COL</b>
SJS	San Jose Sharks
STL	St. Louis Blues
TBL	Tampa Bay Lightning
TOR	Toronto Maple Leafs
VAN	Vancouver Canucks
WPG	Winnipeg Jets <b>PHX</b>
WSH	Washington Capitals

Calgary transferred from Atlanta on June 24, 1980

Carolina transferred from Hartford on June 25, 1997

Colorado transferred from Quebec on June 21, 1995

Dallas transferred from Minnesota on June 9, 1993

New Jersey transferred from Denver on June 30, 1982\*  
 \*(previously transferred from Kansas City)

Phoenix transferred from Winnipeg on July 1, 1996

Winnipeg transferred from Atlanta on June 21, 2011

## 2015-16

DATE	OPP.	RESULT	RECORD	PTS
1 Oct. 7	vs. VAN	1-5 L	0-1-0-0	0
2 Oct. 10	at VAN	3-2 W (OT)	1-1-0-0	2
3 Oct. 13	vs. STL	3-4 L	1-2-0-0	2
4 Oct. 16	at WPG	1-3 L	1-3-0-0	2
5 Oct. 17	vs. EDM	2-5 L	1-4-0-0	2
6 Oct. 20	vs. WSH	2-6 L	1-5-0-0	2
7 Oct. 23	vs. DET	3-2 W (OT)	2-5-0-0	4
8 Oct. 25	at NYR	1-4 L	2-6-0-0	4
9 Oct. 26	at NYI	0-4 L	2-7-0-0	4
10 Oct. 28	at OTT	4-5 L (SO)	2-7-0-1	5
11 Oct. 30	vs. MTL	2-6 L	2-8-0-1	5
12 Oct. 31	at EDM	5-4 W	3-9-0-1	7
13 Nov. 3	at COL	3-6 L	3-0-0-1	7
14 Nov. 5	vs. PIT	2-1 W (OT)	4-0-0-1	9
15 Nov. 7	vs. PHI	5-2 W	5-0-0-1	11
16 Nov. 10	at FLA	3-4 L	5-10-0-1	11
17 Nov. 12	at TBL	1-3 L	5-11-0-1	11
18 Nov. 13	at WSH	3-2 W (OT)	6-11-0-1	13
19 Nov. 15	at CHI	1-4 L	6-12-0-1	13
20 Nov. 17	vs. NJD	3-2 W	7-12-0-1	15
21 Nov. 20	vs. CHI	2-1 W (OT)	8-12-0-1	17
22 Nov. 24	at ANA	3-5 L	8-13-0-1	17
23 Nov. 27	at ARI	1-2 L (OT)	8-13-1-1	18
24 Nov. 28	at SJS	2-5 L	8-14-1-1	18
25 Dec. 1	vs. DAL	4-3 W (SO)	9-14-1-1	20
26 Dec. 4	vs. BOS	5-4 W (OT)	10-14-1-1	22
27 Dec. 8	vs. SJS	4-2 W	11-14-1-1	24
28 Dec. 10	vs. BUF	4-3 W	12-14-1-1	26
29 Dec. 12	vs. NYR	5-4 W (OT)	13-14-1-1	28
30 Dec. 15	at NSH	2-1 W (OT)	14-14-1-1	30
31 Dec. 17	at DAL	3-1 W	15-14-1-1	32
32 Dec. 19	at STL	2-3 L	15-15-1-1	32
33 Dec. 20	at DET	2-4 L	15-16-1-1	32
34 Dec. 22	vs. WPG	4-1 W	16-16-1-1	34
35 Dec. 27	vs. EDM	5-3 W	17-16-1-1	36
36 Dec. 29	vs. ANA	0-1 L	17-17-1-1	36
37 Dec. 31	vs. LAK	1-4 L	17-18-1-1	36
38 Jan. 2	at COL	4-0 W	18-18-1-1	38
39 Jan. 5	vs. TBL	3-1 W	19-18-1-1	40
40 Jan. 7	vs. ARI	1-2 L	19-19-1-1	40
41 Jan. 11	vs. SJS	4-5 L	19-20-1-1	40
42 Jan. 13	vs. FLA	6-0 W	20-20-1-1	42
43 Jan. 16	at EDM	1-2 L (SO)	20-20-1-2	43
44 Jan. 19	at NJD	2-4 L	20-21-1-2	43
45 Jan. 21	at CLB	4-2 W	21-21-1-2	45
46 Jan. 24	at CAR	2-5 L	21-22-1-2	45
47 Jan. 25	at DAL	1-2 L	21-23-1-2	45
48 Jan. 27	vs. NSH	1-2 L	21-24-1-2	45
49 Feb. 3	vs. CAR	4-1 W	22-24-1-2	47
50 Feb. 5	vs. CLB	1-2 L	22-25-1-2	47
51 Feb. 6	at VAN	4-1 W	23-25-1-2	49
52 Feb. 9	vs. TOR	4-3 W	24-25-1-2	51
53 Feb. 11	at SJS	6-5 W (SO)	25-25-1-2	53
54 Feb. 12	at ARI	1-4 L	25-26-1-2	53
55 Feb. 15	vs. ANA	4-6 L	25-27-1-2	53
56 Feb. 17	vs. MIN	3-5 L	25-28-1-2	53
57 Feb. 19	vs. VAN	5-2 W	26-28-1-2	55
58 Feb. 21	at ANA	2-5 L	26-29-1-2	55
59 Feb. 23	at LAK	1-2 L	26-30-1-2	55
60 Feb. 25	vs. NYI	1-2 L (OT)	26-30-2-2	56
61 Feb. 27	vs. OTT	4-6 L	26-31-2-2	56
62 Feb. 29	at PHI	3-5 L	26-32-2-2	56
63 Mar. 1	at BOS	1-2 L	26-33-2-2	56
64 Mar. 3	at BUF	3-6 L	26-34-2-2	56
65 Mar. 5	at PIT	4-2 W	27-34-2-2	58
66 Mar. 7	vs. SJS	1-2 L (OT)	27-34-3-2	59
67 Mar. 9	vs. NSH	3-2 W (OT)	28-34-3-2	61
68 Mar. 11	vs. ARI	1-4 L	28-35-3-2	61
69 Mar. 14	vs. STL	7-4 W	29-35-3-2	63
70 Mar. 16	vs. WPG	4-1 W	30-35-3-2	65
71 Mar. 18	vs. COL	3-4 L (SO)	30-35-3-3	66
72 Mar. 20	at MTL	4-1 W	31-35-3-3	68
73 Mar. 21	at TOR	2-5 L	31-36-3-3	68
74 Mar. 24	at MIN	2-6 L	31-37-3-3	68
75 Mar. 26	vs. CHI	1-4 L	31-38-3-3	68
76 Mar. 28	at ARI	5-2 W	32-38-3-3	70
77 Mar. 30	at ANA	3-8 L	32-39-3-3	70
78 Mar. 31	at LAK	0-3 L	32-40-3-3	70
79 Apr. 2	at EDM	5-0 W	33-40-3-3	72
80 Apr. 5	vs. LAK	4-5 L (OT)	33-40-4-3	73
81 Apr. 7	vs. VAN	7-3 W	34-40-4-3	75
82 Apr. 9	at MIN	2-1 W	35-40-4-3	77

## 2014-15

DATE	OPP.	RESULT	RECORD	PTS
1 Oct. 8	vs. VAN	2-4 L	0-1-0-0	0
2 Oct. 9	at EDM	5-2 W	1-1-0-0	2
3 Oct. 11	at STL	1-4 L	1-0-0-0	2
4 Oct. 14	at NSH	3-2 W (SO)	2-2-0-0	4
5 Oct. 15	at CHI	2-1 W (OT)	3-2-0-0	6
6 Oct. 17	at CBJ	2-3 L	3-3-0-0	6
7 Oct. 19	at WPG	4-1 W	4-3-0-0	8
8 Oct. 21	vs. TBL	1-2 L (OT)	4-3-1-0	9
9 Oct. 23	vs. CAR	5-0 W	5-3-1-0	11
10 Oct. 25	vs. WSH	1-3 L	5-4-1-0	11
11 Oct. 28	vs. MTL	1-2 L (SO)	5-4-1-1	12
12 Oct. 31	vs. NSH	4-3 W	6-4-1-1	14
13 Nov. 2	at MTL	6-2 W	7-4-1-1	16
14 Nov. 4	at WSH	4-3 W (OT)	8-4-1-1	18
15 Nov. 6	at TBL	2-5 L	8-5-1-1	18
16 Nov. 8	at FLA	6-4 W	9-5-1-1	20
17 Nov. 10	at CAR	1-4 L	9-6-1-1	20
18 Nov. 13	vs. ARI	5-3 W	10-6-1-1	22
19 Nov. 15	vs. OTT	4-2 W	11-6-1-1	24
20 Nov. 18	vs. ANA	4-3 W (SO)	12-6-1-1	26
21 Nov. 20	vs. CHI	3-4 L	12-7-1-1	26
22 Nov. 22	vs. NJD	5-4 W (SO)	13-7-1-1	28
23 Nov. 25	at ANA	2-3 L	13-8-1-1	28
24 Nov. 26	at SJS	2-0 W	14-8-1-1	30
25 Nov. 29	at ARI	3-0 W	15-8-1-1	32
26 Dec. 2	vs. ARI	5-2 W	16-8-1-1	34
27 Dec. 4	vs. COL	4-3 W (OT)	17-8-1-1	36
28 Dec. 6	vs. SJS	2-3 L	17-9-1-1	36
29 Dec. 9	at TOR	1-4 L	17-10-1-1	36
30 Dec. 11	at BUF	3-4 L	17-11-1-1	36
31 Dec. 12	at PIT	1-3 L	17-12-1-1	36
32 Dec. 14	at CHI	1-2 L	17-13-1-1	36
33 Dec. 16	vs. NYR	2-5 L	17-14-1-1	36
34 Dec. 19	vs. DAL	1-2 L	17-15-1-1	36
35 Dec. 20	at VAN	2-3 L (OT)	17-15-2-1	37
36 Dec. 22	at LAK	4-3 W (OT)	18-15-2-1	39
37 Dec. 27	vs. EDM	4-1 W	19-15-2-1	41
38 Dec. 29	vs. LAK	2-1 W	20-15-2-1	43
39 Dec. 31	vs. EDM	4-3 W (OT)	21-15-2-1	45
40 Jan. 2	vs. NYI	1-2 L	21-16-2-1	45
41 Jan. 7	vs. DET	2-3 L	21-17-2-1	45
42 Jan. 9	vs. FLA	5-6 L	21-18-2-1	45
43 Jan. 10	at VAN	1-0 W	22-18-2-1	47
44 Jan. 15	at ARI	4-1 W	23-18-2-1	49
45 Jan. 17	at SJS	4-3 W (OT)	24-18-2-1	51
46 Jan. 19	at LAK	2-1 W (OT)	25-18-2-1	53
47 Jan. 21	at ANA	3-6 L	25-19-2-1	53
48 Jan. 27	vs. BUF	4-1 W	26-19-2-1	55
49 Jan. 29	vs. MIN	0-1 L	26-20-2-1	55
50 Jan. 31	vs. EDM	4-2 W	27-20-2-1	57
51 Feb. 2	vs. WPG	5-2 W	28-20-2-1	59
52 Feb. 4	vs. SJS	3-1 W	29-20-2-1	61
53 Feb. 6	vs. PIT	0-4 L	29-21-2-1	61
54 Feb. 9	vs. DAL	4-1 W	30-21-2-1	63
55 Feb. 12	at LAK	3-5 L	30-22-2-1	63
56 Feb. 14	vs. VAN	3-2 W	31-22-2-1	65
57 Feb. 16	vs. BOS	4-3 W (OT)	32-22-2-1	67
58 Feb. 18	vs. MIN	2-3 L (OT)	32-23-2-1	68
59 Feb. 20	vs. ANA	3-6 L	32-23-3-1	68
60 Feb. 24	at NYR	0-1 L	32-24-3-1	68
61 Feb. 25	at NJD	3-1 W	33-24-3-1	70
62 Feb. 27	at NYI	1-2 L	33-25-3-1	70
63 Mar. 3	at PHI	3-2 W (OT)	34-25-3-1	72
64 Mar. 5	at BOS	4-3 W (SO)	35-25-3-1	74
65 Mar. 6	at DET	5-2 W	36-25-3-1	76
66 Mar. 8	at OTT	4-5 L (SO)	36-25-3-2	77
67 Mar. 11	vs. ANA	6-3 W	37-25-3-2	79
68 Mar. 13	vs. TOR	6-3 W	38-25-3-2	81
69 Mar. 14	at COL	2-3 L	38-26-3-2	81
70 Mar. 17	vs. STL	0-4 L	38-27-3-2	81
71 Mar. 19	vs. PHI	4-1 W	39-27-3-2	83
72 Mar. 21	vs. CBJ	2-3 L (OT)	39-27-4-2	84
73 Mar. 23	vs. COL	3-2 W	40-27-4-2	86
74 Mar. 25	vs. DAL	3-4 L (SO)	40-27-4-3	87
75 Mar. 27	at MIN	2-4 L	40-28-4-3	87
76 Mar. 29	at NSH	5-2 W	41-28-4-3	89
77 Mar. 30	at DAL	5-3 W	42-28-4-3	91
78 Apr. 2	at STL	1-4 L	42-29-4-3	91
79 Apr. 4	at EDM	4-0 W	43-29-4-3	93
80 Apr. 7	vs. ARI	3-2 W	44-29-4-3	95
81 Apr. 9	vs. LAK	3-1 W	45-29-4-3	97
82 Apr. 11	at WPG	1-5 L	45-30-4-3	97



2013-14

DATE	OPP.	RESULT	RECORD	PTS
1 Oct. 3	at WSH	4-5 L(SO)	0-0-0-1	1
2 Oct. 4	at CBJ	4-3 W	1-0-0-1	3
3 Oct. 6	vs. VAN	4-5 L(OT)	1-0-1-1	4
4 Oct. 9	vs. MTL	3-2 W	2-0-1-1	6
5 Oct. 11	vs. ANA	3-2 W	3-0-1-1	8
6 Oct. 16	at NJD	2-3 L	3-1-1-1	8
7 Oct. 19	at SJS	3-6 L	3-2-1-1	8
8 Oct. 21	at LAK	3-2 W	4-2-1-1	10
9 Oct. 22	at PHX	2-4 L	4-3-1-1	10
10 Oct. 24	at DAL	1-5 L	4-4-1-1	10
11 Oct. 26	vs. WSH	5-2 W	5-4-1-1	12
12 Oct. 30	vs. TOR	2-4 L	5-5-1-1	12
13 Nov. 1	vs. DET	3-4 L	5-6-1-1	12
14 Nov. 3	at CHI	3-2 W(OT)	6-6-1-1	14
15 Nov. 5	at MIN	1-5 L	6-7-1-1	14
16 Nov. 7	at STL	2-3 L	6-8-1-1	14
17 Nov. 8	at COL	2-4 L	6-9-1-1	14
18 Nov. 12	vs. SJS	2-3 L(OT)	6-9-2-1	15
19 Nov. 14	vs. DAL	3-7 L	6-10-2-1	15
20 Nov. 16	vs. EDM	2-4 L	6-11-2-1	15
21 Nov. 18	at WPG	5-4 W(SO)	7-11-2-1	17
22 Nov. 20	vs. CBJ	1-2 L(OT)	7-11-3-1	18
23 Nov. 22	vs. FLA	4-3 W(SO)	8-11-3-1	20
24 Nov. 27	vs. CHI	2-3 L	8-12-3-1	20
25 Nov. 29	at ANA	2-5 L	8-13-3-1	20
26 Nov. 30	at LAK	2-1 W	9-13-3-1	22
27 Dec. 4	vs. PHX	4-1 W	10-13-3-1	24
28 Dec. 6	vs. COL	2-3 L	10-14-3-1	24
29 Dec. 7	at EDM	2-1 W(OT)	11-14-3-1	26
30 Dec. 10	vs. BOS	1-2 L	11-15-3-1	26
31 Dec. 12	at BUF	2-1 W(OT)	12-15-3-1	28
32 Dec. 14	at CAR	1-1 W(OT)	13-15-3-1	30
33 Dec. 15	at NYR	4-4 L(SO)	13-15-3-2	31
34 Dec. 17	at BOS	0-2 L	13-16-3-2	31
35 Dec. 19	at DET	2-3 L(OT)	13-16-4-2	32
36 Dec. 21	at PIT	3-4 L	13-17-4-2	32
37 Dec. 23	vs. STL	4-3 W(SO)	14-17-4-2	34
38 Dec. 27	vs. EDM	0-2 L	14-18-4-2	34
39 Dec. 29	vs. VAN	0-2 L	14-19-4-2	34
40 Dec. 31	at PHI	1-4 L	14-20-4-2	34
41 Jan. 3	vs. TBL	0-2 L	14-21-4-2	34
42 Jan. 6	at COL	4-3 W	15-21-4-2	36
43 Jan. 7	at PHX	0-6 L	15-22-4-2	36
44 Jan. 9	vs. STL	0-5 L	15-23-4-2	36
45 Jan. 11	vs. PIT	1-2 L	15-24-4-2	36
46 Jan. 13	at CAR	2-0 W	16-24-4-2	38
47 Jan. 14	at NSH	2-4 L	16-25-4-2	38
48 Jan. 16	vs. WPG	2-5 L	16-26-4-2	38
49 Jan. 18	at VAN	2-3 L(SO)	16-26-4-3	39
50 Jan. 20	at SJS	2-3 L	16-27-4-3	39
51 Jan. 22	vs. PHX	3-2 W	17-27-4-3	41
52 Jan. 24	vs. NSH	5-4 W(SO)	18-27-4-3	43
53 Jan. 28	vs. CHI	5-4 W(OT)	19-27-4-3	45
54 Jan. 30	vs. SJS	4-1 W	20-27-4-3	47
55 Feb. 1	vs. MIN	4-3 W(OT)	21-27-4-3	49
56 Feb. 4	at MTL	0-2 L	21-28-4-3	49
57 Feb. 6	at NYI	4-2 W	22-28-4-3	51
58 Feb. 8	at PHI	1-2 L	22-29-4-3	51
59 Feb. 27	vs. LAK	0-2 L	22-30-4-3	51
60 Mar. 1	at EDM	2-1 W(OT)	23-30-4-3	53
61 Mar. 3	at MIN	2-3 L	23-31-4-3	53
62 Mar. 5	vs. OTT	4-1 W	24-31-4-3	55
63 Mar. 7	vs. NYI	4-3 W	25-31-4-3	57
64 Mar. 8	at VAN	1-2 L	25-32-4-3	57
65 Mar. 10	vs. LAK	2-3 L	25-33-4-3	57
66 Mar. 12	vs. ANA	7-2 W	26-33-4-3	59
67 Mar. 14	at DAL	4-3 W(SO)	27-33-4-3	61
68 Mar. 15	at PHX	2-3 L	27-34-4-3	61
69 Mar. 18	vs. BUF	3-1 W	28-34-4-3	63
70 Mar. 21	vs. NSH	5-6 L	28-35-4-3	63
71 Mar. 22	at EDM	6-1 W	29-35-4-3	65
72 Mar. 24	vs. SJS	2-1 W(SO)	30-35-4-3	67
73 Mar. 26	vs. ANA	2-3 L	30-36-4-3	67
74 Mar. 28	vs. NYR	4-3 W	31-36-4-3	69
75 Mar. 30	at OTT	3-6 L	31-37-4-3	69
76 Apr. 1	at TOR	2-3 L	31-38-4-3	69
77 Apr. 3	at TBL	4-1 W	32-38-4-3	71
78 Apr. 4	at FLA	2-1 W	33-38-4-3	73
79 Apr. 7	at NJD	1-0 W	34-38-4-3	75
80 Apr. 9	vs. LAK	4-3 W(SO)	35-38-4-3	77
81 Apr. 11	vs. WPG	3-5 L	35-39-4-3	77
82 Apr. 13	at VAN	1-5 L	35-40-4-3	77

2012-13

DATE	OPP.	RESULT	RECORD	PTS
1 Jan. 20	vs. SJS	1-4 L	0-1-0-0	0
2 Jan. 21	vs. ANA	4-5 L	0-2-0-0	0
3 Jan. 23	at VAN	2-3 L (SO)	0-2-0-1	1
4 Jan. 26	vs. EDM	4-3 W	1-2-0-1	3
5 Jan. 31	vs. COL	3-6 L	1-3-0-1	3
6 Feb. 2	vs. CHI	2-3 L (SO)	1-3-0-2	4
7 Feb. 5	at DET	4-1 W	2-3-0-2	6
8 Feb. 7	at CBJ	4-3 W (OT)	3-3-0-2	8
9 Feb. 9	at VAN	1-5 L	3-4-0-2	8
10 Feb. 11	vs. MIN	1-2 L (SO)	3-4-0-3	9
11 Feb. 13	vs. DAL	7-4 W	4-4-0-3	11
12 Feb. 15	vs. STL	2-5 L	4-5-0-3	11
13 Feb. 17	at DAL	4-3 W	5-5-0-3	13
14 Feb. 18	at PHX	0-4 L	5-6-0-3	13
15 Feb. 20	vs. LAK	1-3 L	5-7-0-3	13
16 Feb. 23	vs. MIN	3-1 W	6-7-0-3	15
17 Feb. 24	vs. PHX	5-4 W	7-7-0-3	17
18 Feb. 26	at MIN	1-2 L (OT)	7-7-1-3	18
19 Feb. 28	at COL	4-5 L	7-7-1-3	18
20 Mar. 3	vs. VAN	4-2 W	8-8-1-3	20
21 Mar. 6	vs. SJS	4-1 W	9-8-1-3	22
22 Mar. 8	at ANA	0-4 L	9-9-1-3	22
23 Mar. 9	at LAK	2-6 L	9-10-1-3	22
24 Mar. 11	at LAK	1-3 L	9-11-1-3	22
25 Mar. 13	vs. DET	5-2 W	10-11-1-3	24
26 Mar. 15	vs. NAS	6-3 W	11-11-1-3	26
27 Mar. 18	at DAL	3-4 L	11-12-1-3	26
28 Mar. 21	at NAS	3-5 L	11-13-1-3	26
29 Mar. 22	at CBJ	1-5 L	11-14-1-3	26
30 Mar. 24	vs. STL	3-2 W	12-14-1-3	28
31 Mar. 26	at CHI	0-2 L	12-15-1-3	28
32 Mar. 27	vs. COL	4-3 W	13-15-1-3	30
33 Mar. 29	vs. CBJ	4-6 L	13-16-1-3	30
34 Apr. 1	at EDM	1-4 L	13-17-1-3	30
35 Apr. 3	vs. EDM	2-8 L	13-18-1-3	30
36 Apr. 5	at SJS	1-2 L	13-19-1-3	30
37 Apr. 6	at VAN	2-5 L	13-20-1-3	30
38 Apr. 8	at COL	3-1 W	14-20-1-3	32
39 Apr. 10	vs. VAN	1-4 L	14-21-1-3	32
40 Apr. 12	vs. PHX	3-2 W (OT)	15-21-1-3	34
41 Apr. 13	at EDM	4-1 W	16-21-1-3	36
42 Apr. 15	vs. MIN	3-4 L	16-22-1-3	36
43 Apr. 17	vs. DET	3-2 W	17-22-1-3	38
44 Apr. 19	vs. ANA	3-1 W	18-22-1-3	40
45 Apr. 21	at MIN	4-1 W	19-22-1-3	42
46 Apr. 23	at NAS	3-4 L	19-23-1-3	42
47 Apr. 25	at STL	1-4 L	19-24-1-3	42
48 Apr. 26	at CHI	1-3 L	19-25-1-3	42

2011-12

DATE	OPP.	RESULT	RECORD	PTS
1 Oct. 8	vs. PIT	3-5 L	0-1-0-0	0
2 Oct. 10	at STL	2-5 L	0-2-0-0	0
3 Oct. 13	at MTL	4-1 W	1-2-0-0	2
4 Oct. 15	at TOR	2-3 L	1-3-0-0	2
5 Oct. 18	vs. EDM	2-1 W	2-3-0-0	4
6 Oct. 20	vs. NYR	2-3 L(OT)	2-3-1-0	5
7 Oct. 22	vs. NSH	0-2 L	2-4-1-0	5
8 Oct. 26	vs. COL	4-2 W	3-4-1-0	7
9 Oct. 28	vs. STL	3-1 W	4-4-1-0	9
10 Nov. 1	vs. VAN	1-5 L	4-5-1-0	9
11 Nov. 3	at DET	4-1 W	5-5-1-0	11
12 Nov. 4	at BUF	1-2 L	5-6-1-0	11
13 Nov. 6	at COL	2-1 W	6-6-1-0	13
14 Nov. 8	vs. MIN	0-3 L	6-7-1-0	13
15 Nov. 11	at CHI	4-1 L	6-8-1-0	13
16 Nov. 12	at COL	4-3 W	7-8-1-0	15
17 Nov. 15	vs. OTT	1-3 L	7-9-1-0	15
18 Nov. 18	vs. CHI	5-2 W	8-9-1-0	17
19 Nov. 21	at CBJ	1-4 L	8-10-1-0	17
20 Nov. 23	at DET	3-5 L	8-11-1-0	17
21 Nov. 25	at STL	0-2 L	8-12-1-0	17
22 Nov. 27	at MIN	5-2 W	9-12-1-0	19
23 Nov. 29	vs. NSH	1-0 W	10-12-1-0	21
24 Dec. 1	vs. CBJ	3-4 L(SO)	10-12-1-1	22
25 Dec. 3	at EDM	5-3 W	11-12-1-1	24
26 Dec. 4	at VAN	1-5 L	11-13-1-1	24
27 Dec. 6	vs. CAR	7-2 W	12-13-1-1	26
28 Dec. 8	vs. COL	3-2 W	13-13-1-1	28
29 Dec. 10	vs. EDM	3-0 W	14-13-1-1	30
30 Dec. 13	at NSH	1-2 L	14-14-1-1	30
31 Dec. 15	at TBL	4-5 (OT)	14-14-2-1	31
32 Dec. 16	at FLA	2-3 L(SO)	14-14-2-2	32
33 Dec. 18	at CHI	2-4 L	14-15-2-2	32
34 Dec. 20	vs. MIN	2-1 W	15-15-2-2	34
35 Dec. 22	vs. DET	3-2 W	16-15-2-2	36
36 Dec. 23	at VAN	3-1 W	17-15-2-2	38
37 Dec. 27	at CBJ	2-1 W(SO)	18-15-2-2	40
38 Dec. 29	at NYI	1-3 L	18-16-2-2	40
39 Dec. 30	at OTT	3-4 L(OT)	18-16-3-2	41
40 Jan. 1	at NSH	3-5 L	18-17-3-2	41
41 Jan. 3	at WSH	1-3 L	18-18-3-2	41
42 Jan. 5	vs. BOS	0-9 L	18-19-3-2	41
43 Jan. 7	at MIN	3-1 W	19-19-3-2	43
44 Jan. 10	vs. NJD	6-3 W	20-19-3-2	45
45 Jan. 12	vs. ANA	1-0 W(OT)	21-19-3-2	47
46 Jan. 14	vs. LAK	1-4 L	21-20-3-2	47
47 Jan. 17	at SJS	1-2 L(SO)	21-20-3-3	48
48 Jan. 19	at LAK	2-1 W(SO)	22-20-3-3	50
49 Jan. 21	at EDM	6-2 W	23-20-3-3	52
50 Jan. 24	vs. SJS	0-1 L	23-21-3-3	52
51 Jan. 31	vs. DET	1-3 L	23-22-3-3	52
52 Feb. 3	vs. CHI	3-1 W	24-22-3-3	54
53 Feb. 6	at ANA	2-3 L(SO)	24-22-3-4	55
54 Feb. 8	at SJS	4-3 W	25-22-3-4	57
55 Feb. 9	at PHX	1-2 L(OT)	25-22-4-4	58
56 Feb. 11	vs. VAN	3-2 W(SO)	26-22-4-4	60
57 Feb. 14	vs. TOR	5-1 W	27-22-4-4	62
58 Feb. 16	at DAL	2-3 L(OT)	27-22-5-4	63
59 Feb. 18	at LAK	1-0 W	28-22-5-4	65
60 Feb. 21	vs. EDM	1-6 L	28-23-5-4	65
61 Feb. 23	vs. PHX	3-4 L(SO)	28-23-5-5	66
62 Feb. 25	vs. PHI	4-5 L(SO)	28-23-5-6	67
63 Feb. 27	vs. STL	1-3 L	28-24-5-6	67
64 Mar. 1	at PHX	4-2 W	29-24-5-6	69
65 Mar. 2	at ANA	2-3 L	29-25-5-6	69
66 Mar. 4	vs. DAL	2-3 L(SO)	29-25-5-7	70
67 Mar. 6	vs. MTL	5-4 W	30-25-5-7	72
68 Mar. 9	vs. WPG	5-3 W	31-25-5-7	74
69 Mar. 11	at MIN	4-3 W	32-25-5-7	76
70 Mar. 13	vs. SJS	3-2 L(OT)	33-25-5-7	78
71 Mar. 15	vs. PHX	4-1 W	34-25-5-7	80
72 Mar. 16	at EDM	1-3 L	34-26-5-7	80
73 Mar. 18	vs. CBJ	1-2 L(SO)	34-26-5-8	81
74 Mar. 20	at COL	1-2 L(OT)	34-26-6-8	82
75 Mar. 22	at MIN	2-3 L(SO)	34-26-6-9	83
76 Mar. 24	at DAL	1-4 L	34-27-6-9	83
77 Mar. 26	vs. DAL	5-4 W	35-27-6-9	85
78 Mar. 28	vs. LAK	0-3 L	35-28-6-9	85
79 Mar. 30	vs. COL	1-4 L	35-29-6-9	85
80 Mar. 31	at VAN	2-3 L(OT)	35-29-7-9	86
81 Apr. 5	vs. VAN	3-2 W	36-29-7-9	88
82 Apr. 7	vs. ANA	5-2 W	37-29-7-9	90

2010-11

DATE	OPP.	RESULT	RECORD	PTS
1 Oct 7	at EDM	0-4 L	0-1-0-0	0
2 Oct 10	vs. LAK	3-1 W	1-1-0-0	2
3 Oct 14	vs. FLA	0-3 L	1-2-0-0	2
4 Oct 16	vs. EDM	5-3 W	2-2-0-0	4
5 Oct 19	at NSH	1-0 W(OT)	3-2-0-0	6
6 Oct 21	at DET	2-4 L	3-3-0-0	6
7 Oct 22	at CBJ	6-2 W	4-3-0-0	8
8 Oct 24	vs. SJS	4-0 W	5-3-0-0	10
9 Oct 26	vs. EDM	5-4 W(SO)	6-3-0-0	12
10 Oct 28	vs. COL	5-6 L	6-4-0-0	12
11 Oct 30	vs. WSH	2-7 L	6-5-0-0	12
12 Nov 3	vs. DET	1-2 L	6-6-0-0	12
13 Nov 5	at MIN	1-2 L	6-7-0-0	12
14 Nov 9	at COL	4-2 W	7-7-0-0	14
15 Nov 12	at PHX	4-5 L	7-8-0-0	14
16 Nov 13	at SJS	3-4 L	7-9-0-0	14
17 Nov 17	vs. PHX	1-3 L	10-10-0-0	14
18 Nov 19	vs. CHI	7-2 W	8-10-0-0	16
19 Nov 21	at DET	4-5 L(OT)	8-10-1-0	17
20 Nov 22	at NYR	1-2 L	8-11-1-0	17
21 Nov 24	at NJD	1-2 L(SO)	8-11-1-1	18
22 Nov 26	at PHI	3-2 W(SO)	9-11-1-1	20
23 Nov 27	at PIT	1-4 L	9-12-1-1	20
24 Nov 29	vs. MIN	3-0 W	10-12-1-1	22
25 Dec 1	vs. VAN	2-7 L	10-13-1-1	22
26 Dec 3	at MIN	3-2 W(SO)	11-13-1-1	24
27 Dec 5	at CHI	2-4 L	11-14-1-1	24
28 Dec 7	vs. TBL	4-2 W	12-14-1-1	26
29 Dec 9	at LAK	1-2 L	12-15-1-1	26
30 Dec 10	at ANA	2-3 L(SO)	12-15-1-2	27
31 Dec 13	vs. CBJ	3-2 W(OT)	13-15-1-2	29
32 Dec 16	vs. TOR	5-2 W	14-15-1-2	31
33 Dec 18	vs. MIN	1-3 L	14-16-1-2	31
34 Dec 20	at MIN	1-4 L	14-17-1-2	31
35 Dec 21	at CBJ	1-3 L	14-18-1-2	31
36 Dec 23	at DAL	3-2 W(SO)	15-18-1-2	33
37 Dec 27	vs. BUF	5-2 W	16-18-1-2	35
38 Dec 31	vs. COL	3-2 W	17-18-1-2	37
39 Jan 1	at EDM	2-1 W	18-18-1-2	39
40 Jan 3	vs. NYI	2-5 L	18-19-1-2	39
41 Jan 5	at VAN	1-3 L	18-20-1-2	39
42 Jan 7	vs. DET	4-5 L(SO)	18-20-1-3	40
43 Jan 11	at CAR	5-6 L(SO)	18-20-1-4	41
44 Jan 14	at OTT	3-2 W	19-20-1-4	43
45 Jan 15	at TOR	2-1 W(SO)	20-20-1-4	45
46 Jan 17	at MTL	4-5 L(OT)	20-20-2-4	46
47 Jan 19	vs. MIN	0-6 L	20-21-2-4	46
48 Jan 21	vs. DAL	7-4 W	21-21-2-4	48
49 Jan 22	at VAN	4-3 W(SO)	22-21-2-4	50
50 Jan 24	vs. NSH	3-1 W	23-21-2-4	52
51 Jan 26	vs. STL	4-1 W	24-21-2-4	54
52 Feb 1	at NSH	3-2 W(SO)	25-21-2-4	56
53 Feb 3	at ATL	4-2 W	26-21-2-4	58
54 Feb 5	vs. LAK	3-4 L(SO)	26-21-2-5	59
55 Feb 7	vs. CHI	3-1 W	27-21-2-5	61
56 Feb 9	vs. OTT	5-2 W	28-21-2-5	63
57 Feb 11	vs. ANA	4-5 L(OT)	28-21-3-5	64
58 Feb 12	at VAN	2-4 L	28-22-3-5	64
59 Feb 14	at COL	9-1 W	29-22-3-5	66
60 Feb 16	vs. DAL	4-2 W	30-22-3-5	68
61 Feb 20	vs. MTL	4-0 W	31-22-3-5	70
62 Feb 22	vs. BOS	1-3 L	31-23-3-5	70
63 Feb 25	vs. SJS	3-4 L(SO)	31-23-3-6	71
64 Feb 27	vs. STL	1-0 W	32-23-3-6	73
65 Mar 1	at STL	6-0 W	33-23-3-6	75
66 Mar 2	at CHI	4-6 L	33-24-3-6	75
67 Mar 4	vs. CBJ	4-3 W	34-24-3-6	77
68 Mar 6	vs. NSH	3-2 W	35-24-3-6	79
69 Mar 9	at DAL	4-3 W(SO)	36-24-3-6	81
70 Mar 10	at PHX	0-3 L	36-25-3-6	81
71 Mar 12	vs. VAN	3-4 L	36-26-3-6	81
72 Mar 15	vs. PHX	3-4 L	36-27-3-6	81
73 Mar 17	vs. COL	5-2 W	37-27-3-6	83
74 Mar 20	at ANA	4-5 L(OT)	37-27-4-6	84
75 Mar 21	at LAK	1-2 L(SO)	37-27-4-7	85
76 Mar 23	at SJS	3-6 L	37-28-4-7	85
77 Mar 26	at EDM	5-4 W(SO)	38-28-4-7	87
78 Mar 30	vs. ANA	2-4 L	38-29-4-7	89
79 Apr 1	at STL	3-2 W	39-29-4-7	89
80 Apr 3	at COL	2-1 W	40-29-4-7	91
81 Apr 6	vs. EDM	6-1 W	41-29-4-7	93
82 Apr 9	vs. VAN	2-3 L(OT)	41-29-5-7	94

2009-10

DATE	OPP.	RESULT	RECORD	PTS
1 Oct 1	vs. VAN	5-3 W	1-0-0-0	2
2 Oct 3	at EDM	4-3 W	2-0-0-0	4
3 Oct 6	vs. MTL	4-3 W	3-0-0-0	6
4 Oct 8	at EDM	4-3 W(SO)	4-0-0-0	8
5 Oct 9	vs. DAL	2-5 L	4-1-0-0	8
6 Oct 12	at CHI	5-6 L(OT)	4-1-1-0	9
7 Oct 13	at CBJ	1-2 L	4-2-1-0	9
8 Oct 16	vs. VAN	5-3 W	5-2-1-0	11
9 Oct 20	vs. CBJ	6-3 W	6-2-1-0	13
10 Oct 24	vs. EDM	5-2 W	7-2-1-0	15
11 Oct 28	vs. COL	2-3 L	7-3-1-0	15
12 Oct 31	vs. DET	1-3 L	7-4-1-0	15
13 Nov 4	at DAL	3-2 W(OT)	8-4-1-0	17
14 Nov 5	at STL	2-1 W(OT)	9-4-1-0	19
15 Nov 7	vs. NYR	3-1 W	10-4-1-0	21
16 Nov 10	at MTL	1-0 W	11-4-1-0	23
17 Nov 13	at BUF	1-2 L(SO)	11-4-1-1	24
18 Nov 14	at TOR	5-2 W	12-4-1-1	26
19 Nov 17	vs. COL	2-3 L	12-5-1-1	26
20 Nov 19	vs. CHI	1-7 L	12-6-1-1	26
21 Nov 21	at LAK	5-2 W	13-6-1-1	28
22 Nov 23	at ANA	2-3 L(SO)	13-6-1-2	29
23 Nov 25	vs. PHX	2-1 W	14-6-1-2	31
24 Nov 27	at DET	3-0 W	15-6-1-2	33
25 Nov 28	at CBJ	4-3 W(SO)	16-6-1-2	35
26 Nov 30	at NSH	5-0 W	17-6-1-2	37
27 Dec 3	at PHX	1-2 L	17-7-1-2	37
28 Dec 5	at SJS	2-1 W	18-7-1-2	39
29 Dec 7	at LAK	1-2 L	18-8-1-2	39
30 Dec 9	vs. ATL	3-1 W	19-8-1-2	41
31 Dec 11	vs. MIN	1-2 L(OT)	19-8-2-2	42
32 Dec 13	at COL	2-3 L	19-9-2-2	42
33 Dec 15	at STL	3-4 L	19-10-2-2	42
34 Dec 17	vs. LAK	2-1 W	20-10-2-2	44
35 Dec 19	vs. NSH	3-5 L	20-11-2-2	44
36 Dec 23	vs. STL	1-2 L(SO)	20-11-2-3	45
37 Dec 27	vs. VAN	1-5 L	20-12-2-3	45
38 Dec 28	at EDM	4-1 W	21-12-2-3	47
39 Dec 30	vs. LAK	2-1 W	22-12-2-3	49
40 Dec 31	vs. EDM	2-1 W	23-12-2-3	51
41 Jan 2	vs. TOR	3-1 W	24-12-2-3	53
42 Jan 5	at NSH	3-1 W	25-12-2-3	55
43 Jan 6	at MIN	1-4 L	25-13-2-3	55
44 Jan 8	vs. CBJ	2-3L	25-14-2-3	55
45 Jan 9	at VAN	3-2 W(SO)	26-14-2-3	57
46 Jan 11	vs. COL	2-3 L(SO)	26-14-2-4	58
47 Jan 13	vs. PIT	1-3 L	26-15-2-4	58
48 Jan 15	vs. NSH	0-1 L	26-16-2-4	58
49 Jan 17	at ANA	4-5 L	26-17-2-4	58
50 Jan 18	at SJS	1-9 L	26-18-2-4	58
51 Jan 21	vs. CHI	1-3 L	26-19-2-4	58
52 Jan 25	vs. STL	0-2 L	26-20-2-4	58
53 Jan 27	at DAL	3-4 L(SO)	26-20-2-5	59
54 Jan 28	at PHX	2-3 L(SO)	26-20-2-6	60
55 Jan 30	vs. EDM	6-1 W	27-20-2-6	62
56 Feb 1	vs. PHI	0-3 L	27-21-2-6	62
57 Feb 3	vs. CAR	4-1 W	28-21-2-6	64
58 Feb 5	at FLA	2-1 W	29-21-2-6	66
59 Feb 6	at TBL	1-2 L(OT)	29-21-3-6	67
60 Feb 9	at OTT	2-3 L	29-22-3-6	67
61 Feb 11	vs. DAL	1-3 L	29-23-3-6	67
62 Feb 13	vs. ANA	3-1 W	30-23-3-6	69
63 Mar 3	vs. MIN	0-4 L	30-24-3-6	69
64 Mar 5	vs. NJD	5-3 W	31-24-3-6	71
65 Mar 7	at MIN	5-2 W	32-24-3-6	73
66 Mar 9	at DET	4-2 W	33-24-3-6	75
67 Mar 11	vs. OTT	2-0 W	34-24-3-6	77
68 Mar 14	at VAN	1-3 L	34-25-3-6	77
69 Mar 15	vs. DET	1-2 L	34-26-3-6	77
70 Mar 17	at COL	3-2 W	35-26-3-6	79
71 Mar 19	vs. SJS	4-3 W	36-26-3-6	81
72 Mar 21	at MIN	3-4 L	36-27-3-6	81
73 Mar 23	vs. ANA	3-1 W	37-27-3-6	83
74 Mar 25	at NYI	2-3 L	37-28-3-6	83
75 Mar 27	at BOS	0-5 L	37-29-3-6	83
76 Mar 28	at WSH	5-3 W	38-29-3-6	85
77 Mar 31	vs. PHX	2-1 W	39-29-3-6	87
78 Apr 2	at COL	2-1 W	40-29-3-6	89
79 Apr 4	at CHI	1-4 L	40-30-3-6	89
80 Apr 6	vs. SJS	1-2 L	40-31-3-6	89
81 Apr 8	vs. MIN	1-2 L(SO)	40-31-3-7	90
82 Apr 10	at VAN	3-7 L	40-32-3-7	90

2008-09

DATE	OPP.	RESULT	RECORD	PTS
1 Oct 9	at VAN	0-6 L	0-1-0-0	0
2 Oct 11	vs. VAN	4-5 L(OT)	0-1-1-0	1
3 Oct 14	vs. COL	5-4 W	1-1-1-0	3
4 Oct 17	vs. EDM	3-4 L	1-2-1-0	3
5 Oct 18	at EDM	2-3 L	1-3-1-0	3
6 Oct 21	at WSH	2-1 W	2-3-1-0	5
7 Oct 23	at NSH	5-3 W	3-3-1-0	7
8 Oct 25	at PHX	4-1 W	4-3-1-0	9
9 Oct 28	vs. COL	3-0 W	5-3-1-0	11
10 Oct 31	vs. BOS	3-2 W	6-3-1-0	13
11 Nov 1	at LAK	3-2 W	7-3-1-0	15
12 Nov 2	at ANA	2-3 L	7-4-1-0	15
13 Nov 4	vs. PHX	2-4 L	7-5-1-0	15
14 Nov 6	vs. BOS	7-6 W	8-5-1-0	17
15 Nov 8	at CBJ	1-3 L	8-6-1-0	17
16 Nov 9	at CHI	1-6 L	8-7-1-0	17
17 Nov 11	vs. TOR	4-3 W	9-7-1-0	19
18 Nov 13	vs. SJS	1-6 L	9-8-1-0	19
19 Nov 18	at COL	4-1 W	10-8-1-0	21
20 Nov 20	at COL	1-0 W	11-8-1-0	23
21 Nov 22	vs. DET	2-5 L	11-9-1-0	23
22 Nov 25	vs. LAK	6-2 W	12-9-1-0	25
23 Nov 27	at VAN	4-3 W	13-9-1-0	27
24 Nov 29	vs. VAN	3-1 W	14-9-1-0	29
25 Dec 2	vs. DAL	1-3 L	14-10-1-0	29
26 Dec 5	at STL	4-3 W(OT)	15-10-1-0	31
27 Dec 7	at NYR	3-0 W	16-10-1-0	33
28 Dec 9	at MTL	1-4 L	16-11-1-0	33
29 Dec 10	at DET	3-4 L(OT)	16-11-2-0	34
30 Dec 12	vs. FLA	2-3 L(SO)	16-11-2-1	35
31 Dec 16	at STL	6-3 W	17-11-2-1	37
32 Dec 17	at MIN	3-2 W(OT)	18-11-2-1	39
33 Dec 19	vs. CHI	2-3 L(OT)	18-11-3-1	40
34 Dec 23	vs. ANA	4-3 W	19-11-3-1	42
35 Dec 27	vs. OTT	6-3 W	20-11-3-1	44
36 Dec 29	vs. MIN	2-1 W	21-11-3-1	46
37 Dec 31	vs. EDM	6-2 W	22-11-3-1	48
38 Jan 3	at NSH	3-2 W	23-11-3-1	50
39 Jan 4	at CHI	2-5 L	23-12-3-1	50
40 Jan 6	vs. SJS	5-2 W	24-12-3-1	52
41 Jan 8	vs. NYI	5-2 W	25-12-3-1	54
42 Jan 13	vs. STL	3-1 W	26-12-3-1	56
43 Jan 15	at SJS	3-2 W	27-12-3-1	58
44 Jan 17	vs. PHX	3-4 L	27-13-3-1	58
45 Jan 18	at COL	2-6 L	27-14-3-1	58
46 Jan 21	vs. CBJ	5-4 W(SO)	28-14-3-1	60
47 Jan 28	vs. BUF	5-2 W	29-14-3-1	62
48 Jan 30	vs. NSH	3-1 W	30-14-3-1	64
49 Feb 2	at COL	3-4 L	30-15-3-1	64
50 Feb 3	at DAL	1-3 L	30-16-3-1	64
51 Feb 5	vs. CHI	2-5 L	30-17-3-1	64
52 Feb 7	vs. ANA	1-2 L	30-18-3-1	64
53 Feb 9	vs. MTL	2-6 W	31-18-3-1	66
54 Feb 11	at ANA	2-3 L(OT)	31-18-4-1	67
55 Feb 12	at LAK	2-0 W	32-18-4-1	69
56 Feb 14	at PHX	7-5 W	33-18-4-1	71
57 Feb 17	vs. VAN	3-4 L(SO)	33-18-4-2	72
58 Feb 19	at MIN	3-2 W(SO)	34-18-4-2	74
59 Feb 21	at EDM	3-2 W(OT)	35-18-4-2	76
60 Feb 24	vs. CBJ	4-1 W	36-18-4-2	78

2007-08

DATE	OPP.	RESULT	RECORD	PTS
1 Oct. 4	vs. PHI	2-3 L	0-1-0-0	0
2 Oct. 6	vs. VAN	3-4 L(OT)	0-1-1-0	1
3 Oct. 10	at DET	2-4 L	0-2-1-0	1
4 Oct. 12	at DAL	3-2 W(OT)	1-2-1-0	3
5 Oct. 13	at NSH	7-4 W	2-2-1-0	5
6 Oct. 16	at COL	4-5 L(SO)	2-2-1-1	6
7 Oct. 18	vs. LAK	4-3 W	3-2-1-1	8
8 Oct. 20	vs. EDM	4-1 W	4-2-1-1	10
9 Oct. 22	vs. SJS	1-4 L	4-3-1-1	10
10 Oct. 24	vs. MIN	5-3 W	5-3-1-1	12
11 Oct. 26	vs. COL	2-3 L(OT)	5-3-2-1	13
12 Oct. 30	vs. NSH	5-1 W	6-3-2-1	15
13 Nov. 1	vs. DET	1-4 L	6-4-2-1	15
14 Nov. 3	at MIN	1-4 L	6-5-2-1	15
15 Nov. 5	at COL	1-4 L	6-6-2-1	15
16 Nov. 8	vs. VAN	2-3 L	6-7-2-1	15
17 Nov. 10	vs. EDM	2-4 L	6-8-2-1	15
18 Nov. 13	vs. MIN	3-2 W	7-8-2-1	17
19 Nov. 17	at EDM	3-1 W	8-8-2-1	19
20 Nov. 18	at VAN	1-4 L	8-9-2-1	19
21 Nov. 20	vs. COL	4-1 W	9-9-2-1	21
22 Nov. 22	vs. CHI	1-2 L	9-10-2-1	21
23 Nov. 24	at COL	5-2 W	10-10-2-1	23
24 Nov. 25	at STL	0-3 L	10-11-2-1	23
25 Nov. 27	at DET	3-5 L	10-12-2-1	23
26 Nov. 29	vs. ANA	1-4 L	10-13-2-1	23
27 Dec. 1	vs. CBJ	3-4 L(OT)	10-13-3-1	24
28 Dec. 4	vs. STL	3-1 W	11-13-3-1	26
29 Dec. 6	vs. PIT	2-3 L(SO)	11-13-3-2	27
30 Dec. 9	at CHI	3-2 W	12-13-3-2	29
31 Dec. 11	at FLA	2-1 W(SO)	13-13-3-2	31
32 Dec. 13	at TBL	9-6 W	14-13-3-2	33
33 Dec. 14	at CAR	4-3 W	15-13-3-2	35
34 Dec. 16	at STL	5-3 W	16-13-3-2	37
35 Dec. 18	at CBJ	3-1 W	17-13-3-2	39
36 Dec. 21	vs. DAL	2-3 L(OT)	17-13-4-2	40
37 Dec. 23	vs. NJD	0-1 L(OT)	17-13-5-2	41
38 Dec. 27	at VAN	3-5 L	17-14-5-2	41
39 Dec. 29	vs. ANA	5-3 W	18-14-5-2	43
40 Dec. 31	vs. VAN	2-1 W	19-14-5-2	45
41 Jan. 2	vs. NYR	4-3 W	20-14-5-2	47
42 Jan. 3	at SJS	3-2 W(OT)	21-14-5-2	49
43 Jan. 5	at LAK	6-4 W	22-14-5-2	51
44 Jan. 8	vs. PHX	1-3 L	22-15-5-2	51
45 Jan. 11	vs. NYI	4-5 L(SO)	22-15-6-2	52
46 Jan. 13	at EDM	1-2 L	22-16-6-2	52
47 Jan. 15	at NSH	0-3 L	22-17-6-2	52
48 Jan. 16	at MIN	3-2 W	23-17-6-2	54
49 Jan. 18	vs. LAK	6-1 W	24-17-6-2	56
50 Jan. 22	vs. MIN	2-1 W	25-17-6-2	58
51 Jan. 30	vs. SJS	5-4 W	26-17-6-2	60
52 Feb. 2	vs. DAL	1-2 L	26-18-6-2	60
53 Feb. 4	at EDM	0-5 L	26-19-6-2	60
54 Feb. 5	vs. PHX	4-3 W(SO)	27-19-6-2	62
55 Feb. 7	vs. CHI	1-3 L	27-20-6-2	62
56 Feb. 9	vs. EDM	4-1 W	28-20-6-2	64
57 Feb. 12	at SJS	4-3 W(OT)	29-20-6-2	66
58 Feb. 15	at LAK	3-6 L	29-21-6-2	66
59 Feb. 17	at LAK	2-4 L	29-22-6-2	66
60 Feb. 19	at PHX	4-1 W	30-22-6-2	68
61 Feb. 20	at DAL	3-2 W	31-22-6-2	70
62 Feb. 22	vs. DET	1-1 W	32-22-6-2	72
63 Feb. 24	at MIN	2-1 W	33-22-6-2	74
64 Feb. 26	vs. COL	2-3 L(OT)	33-22-6-3	75
65 Feb. 29	at ANA	1-3 L	33-23-6-3	75
66 Mar. 1	at PHX	3-1 W	34-23-6-3	77
67 Mar. 4	vs. CBJ	1-0 W	35-23-6-3	79
68 Mar. 7	vs. NSH	1-2 L(OT)	35-23-7-3	80
69 Mar. 10	vs. STL	7-3 W	36-23-7-3	82
70 Mar. 12	at WSH	2-3 L	36-24-7-3	82
71 Mar. 13	at ATL	4-6 L	36-25-7-3	82
72 Mar. 16	at CHI	4-2 W	37-25-7-3	84
73 Mar. 18	at CBJ	0-3 L	37-26-7-3	84
74 Mar. 20	vs. COL	2-1 W	38-26-7-3	86
75 Mar. 22	vs. MIN	5-4 W	39-26-7-3	88
76 Mar. 24	at COL	0-2 L	39-27-7-3	88
77 Mar. 25	vs. VAN	3-2 W	40-27-7-3	90
78 Mar. 29	vs. EDM	1-2 L	40-28-7-3	90
79 Mar. 30	at VAN	2-6 L	40-29-7-3	90
80 Apr. 1	at EDM	3-2 W	41-29-7-3	92
81 Apr. 3	at MIN	1-3 L	41-30-7-3	92
82 Apr. 5	at VAN	7-1 W	42-30-7-3	94

2006-07

DATE	OPP.	RESULT	RECORD	PTS
1 Oct. 5	at EDM	1-3 L	0-1-0-0	0
2 Oct. 7	vs. EDM	2-1 W	1-1-0-0	2
3 Oct. 9	vs. SJS	1-4 L	1-2-0-0	2
4 Oct. 12	at OTT	1-0 W	2-2-0-0	4
5 Oct. 14	at TOR	4-5 L(OT)	2-2-1-0	5
6 Oct. 17	at MTL	4-5 L	2-3-1-0	5
7 Oct. 19	at BOS	2-3 L	2-4-1-0	5
8 Oct. 24	vs. PHX	6-1 W	3-4-1-0	7
9 Oct. 28	vs. NSH	2-3 L	3-5-1-0	7
10 Oct. 30	vs. WSH	2-4 L	3-6-1-0	7
11 Nov. 1	at DET	2-3 L	3-7-1-0	7
12 Nov. 3	at CBJ	4-5 L(SO)	3-7-1-1	8
13 Nov. 4	at STL	3-2 W	4-7-1-1	10
14 Nov. 7	vs. DAL	3-1 W	5-7-1-1	12
15 Nov. 10	vs. ANA	3-0 W	6-7-1-1	14
16 Nov. 11	at VAN	3-2 W	7-7-1-1	16
17 Nov. 14	vs. STL	3-0 W	8-7-1-1	18
18 Nov. 17	vs. DET	4-1 W	9-7-1-1	20
19 Nov. 21	at EDM	1-2 L	9-8-1-1	20
20 Nov. 22	vs. CHI	4-1 W	10-8-1-1	22
21 Nov. 25	at LAK	1-3 L	10-9-1-1	22
22 Nov. 26	at ANA	3-5 L	10-10-1-1	22
23 Nov. 28	vs. COL	5-2 W	11-10-1-1	24
24 Dec. 1	vs. CBJ	2-1 W	12-10-1-1	26
25 Dec. 5	vs. CAR	3-0 W	13-10-1-1	28
26 Dec. 7	at MIN	2-3 L(SO)	13-10-2-1	29
27 Dec. 9	vs. VAN	5-3 W	14-10-2-1	31
28 Dec. 12	vs. MIN	5-2 W	15-10-2-1	33
29 Dec. 14	at VAN	1-3 L	15-11-2-1	33
30 Dec. 16	at PHX	6-3 W	16-11-2-1	35
31 Dec. 18	at ANA	1-4 L	16-12-2-1	35
32 Dec. 19	at LAK	5-3 W	17-12-2-1	37
33 Dec. 23	at SJS	1-4 L	17-13-2-1	37
34 Dec. 26	vs. VAN	1-3 L	17-14-2-1	37
35 Dec. 27	at VAN	5-6 L(OT)	17-14-2-2	38
36 Dec. 29	vs. LAK	6-4 W	18-14-2-2	40
37 Dec. 31	vs. EDM	4-2 W	19-14-2-2	42
38 Jan. 2	vs. VAN	2-3 L	19-15-2-2	42
39 Jan. 4	vs. FLA	5-4 W(OT)	20-15-2-2	44
40 Jan. 6	vs. DAL	4-2 W	21-15-2-2	46
41 Jan. 9	vs. MIN	3-0 W	22-15-2-2	48
42 Jan. 11	at COL	7-3 W	23-15-2-2	50
43 Jan. 13	vs. EDM	3-1 W	24-15-2-2	52
44 Jan. 15	at NSH	3-5 L	24-16-2-2	52
45 Jan. 17	at DAL	2-4 L	24-17-2-2	52
46 Jan. 19	vs. ANA	3-2 W	25-17-2-2	54
47 Jan. 20	at EDM	4-0 W	26-17-2-2	56
48 Jan. 26	at MIN	1-2 L(SO)	26-17-2-3	57
49 Jan. 28	at CHI	3-4 L(OT)	26-17-3-3	58
50 Jan. 30	vs. LAK	4-1 W	27-17-3-3	60
51 Feb. 2	vs. CBJ	6-2 W	28-17-3-3	62
52 Feb. 3	vs. VAN	4-3 W	29-17-3-3	64
53 Feb. 6	vs. CHI	2-3 L(SO)	29-17-3-4	65
54 Feb. 8	at CBJ	1-2 L	29-18-3-4	65
55 Feb. 10	at BUF	2-3 L(SO)	29-18-3-5	66
56 Feb. 11	at DET	4-7 L	29-19-3-5	66
57 Feb. 13	vs. ATL	4-1 W	30-19-3-5	68
58 Feb. 15	vs. COL	5-7 L	30-20-3-5	68
59 Feb. 17	vs. COL	5-2 W	31-20-3-5	70
60 Feb. 20	at COL	3-4 L	31-21-3-5	70
61 Feb. 22	at PHX	2-3 L(OT)	31-21-4-5	71
62 Feb. 24	vs. SJS	7-4 W	32-21-4-5	73
63 Feb. 26	vs. PHX	5-2 W	33-21-4-5	75
64 Feb. 28	vs. MIN	2-1 W(SO)	34-21-4-5	77
65 Mar. 3	at EDM	4-2 W	35-21-4-5	79
66 Mar. 6	at STL	4-2 W	36-21-4-5	81
67 Mar. 8	at NSH	3-6 L	36-22-4-5	81
68 Mar. 10	vs. TBL	2-3 L(OT)	36-22-5-5	82
69 Mar. 12	vs. STL	5-4 W(SO)	37-22-5-5	84
70 Mar. 14	at COL	2-3 L	37-23-5-5	84
71 Mar. 15	at DAL	2-4 L	37-24-5-5	84
72 Mar. 17	vs. MIN	2-4 L	37-25-5-5	84
73 Mar. 20	vs. DET	2-1 W	38-25-5-5	86
74 Mar. 22	vs. NSH	3-2 W	39-25-5-5	88
75 Mar. 25	at CHI	3-2 W	40-25-5-5	90
76 Mar. 27	at MIN	1-0 W(SO)	41-25-5-5	92
77 Mar. 29	at VAN	4-2 W	42-25-5-5	94
78 Mar. 31	at VAN	3-2 W	43-25-5-5	96
79 Apr. 3	vs. COL	3-4 L	43-26-5-5	96
80 Apr. 5	at SJS	3-4 L	43-27-5-5	96
81 Apr. 7	vs. EDM	2-3 L	43-28-5-5	96
82 Apr. 8	at COL	3-6 L	43-29-5-5	96

2005-06

DATE	OPP.	RESULT	RECORD	PTS
1 Oct. 5	at MIN	3-6 L	0-1-0-0	0
2 Oct. 7	at CBJ	3-1 W	1-1-0-0	2
3 Oct. 9	at DET	3-6 L	1-2-0-0	2
4 Oct. 10	at COL	3-7 L	1-3-0-0	2
5 Oct. 13	vs. DAL	2-3 L(OT)	1-3-1-0	3
6 Oct. 15	vs. EDM	3-0 W	2-3-1-0	5
7 Oct. 17	vs. PHX	0-2 L	2-4-1-0	5
8 Oct. 20	vs. EDM	3-1 W	3-4-1-0	7
9 Oct. 22	at DAL	1-2 L	3-5-1-0	7
10 Oct. 23	at LAK	3-2 W	4-5-1-0	9
11 Oct. 26	at ANA	1-4 L	4-6-1-0	9
12 Oct. 27	at PHX	2-3 L	4-7-1-0	9
13 Oct. 29	at SJS	2-3 L(SO)	4-7-1-1	10
14 Nov. 3	vs. MIN	3-0 W	5-7-1-1	12
15 Nov. 3	vs. CBJ	2-1 W	6-7-1-1	14
16 Nov. 5	vs. VAN	1-0 W	7-7-1-1	16
17 Nov. 7	vs. VAN	4-3 W	8-7-1-1	18
18 Nov. 10	at PHX	4-3 W	9-7-1-1	20
19 Nov. 12	vs. COL	5-3 W	10-7-1-1	22
20 Nov. 14	vs. MIN	3-2 W	11-7-1-1	24
21 Nov. 16	vs. DET	3-1 W	12-7-1-1	26
22 Nov. 18	vs. CHI	2-5 L	12-8-1-1	26
23 Nov. 21	at COL	3-2 W(SO)	13-8-1-1	28
24 Nov. 23	vs. SJS	3-2 W	14-8-1-1	30
25 Nov. 25	vs. EDM	1-2 L(SO)	14-8-1-2	31
26 Nov. 27	at NSH	0-2 L	14-9-1-2	31
27 Dec. 1	at DET	2-2 W	15-9-1-2	33
28 Dec. 3	at PIT	3-2 W	16-9-1-2	35
29 Dec. 6	at PHI	0-1 L(SO)	16-9-1-3	36
30 Dec. 7	at NJD	4-1 W	17-9-1-3	38
31 Dec. 10	vs. OTT	2-1 W(OT)	18-9-1-3	40
32 Dec. 17	vs. BOS	3-0 W	19-9-1-3	42
33 Dec. 19	at EDM	4-5 L	19-10-1-3	42
34 Dec. 21	vs. LAK	2-5 L	19-11-1-3	42
35 Dec. 23	at VAN	6-5 W(SO)	20-11-1-3	44
36 Dec. 27	at VAN	2-1 W	21-11-1-3	46
37 Dec. 27	vs. NSH	3-4 L	21-12-1-3	46
38 Dec. 29	vs. MIN	4-2 W	22-12-1-3	48
39 Dec. 31	vs. EDM	6-5 W	23-12-1-3	50
40 Jan. 2	vs. CHI	3-2 W	24-12-1-3	52
41 Jan. 6	vs. TOR	1-0 W	25-12-1-3	54
42 Jan. 7	at VAN	3-4 L(OT)	25-12-2-3	55
43 Jan. 10	at NYR	2-4 L	25-13-2-3	55
44 Jan. 12	at NYI	2-3 L	25-14-2-3	55
45 Jan. 14	at MIN	4-1 W	26-14-2-3	57
46 Jan. 19	vs. BUF	3-2 W	27-14-2-3	59
47 Jan. 21	vs. MTL	1-1 W	28-14-2-3	61
48 Jan. 23	at EDM	3-1 W	29-14-2-3	63
49 Jan. 24	at COL	4-7 L	29-15-2-3	63
50 Jan. 26	at CHI	0-2 L	29-16-2-3	63
51 Jan. 29	at CHI	5-3 W	30-16-2-3	65
52 Jan. 30	at STL	2-3 L(SO)	30-16-2-4	66
53 Feb. 1	vs. CBJ	1-2 L(SO)	30-16-2-5	67
54 Feb. 3	vs. VAN	1-3 L	30-17-2-5	67
55 Feb. 6	at SJS	4-3 W	31-17-2-5	69
56 Feb. 8	vs. ANA	3-1 W	32-17-2-5	71
57 Feb. 8	vs. STL	3-2 W(OT)		

2003-04

DATE	OPP.	RESULT	RECORD	PTS
1 Oct. 9	at VAN	1-4 L	0-1-0-0	0
2 Oct. 11	vs. SJS	3-2 W	1-1-0-0	2
3 Oct. 14	vs. EDM	1-0 W	2-1-0-0	4
4 Oct. 18	vs. BUF	0-2 L	2-2-0-0	4
5 Oct. 21	at MIN	3-2 W	3-2-0-0	6
6 Oct. 24	vs. STL	1-2 L	3-3-0-0	6
7 Oct. 25	at EDM	4-2 W	4-3-0-0	8
8 Oct. 28	at COL	2-4 L	4-4-0-0	8
9 Oct. 29	at DAL	3-4 L(OT)	4-4-0-1	9
10 Nov. 1	vs. CBJ	3-0 W	5-4-0-1	11
11 Nov. 4	vs. DET	0-3 L	5-5-0-1	11
12 Nov. 7	vs. MIN	0-3 L	5-6-0-1	11
13 Nov. 9	at CBJ	3-4 L	5-7-0-1	11
14 Nov. 12	at CHI	6-2 W	6-7-0-1	13
15 Nov. 13	at NSH	1-4 L	6-8-0-1	13
16 Nov. 15	at EDM	1-2 L(OT)	6-8-0-2	14
17 Nov. 18	vs. TOR	3-2 W(OT)	7-8-0-2	16
18 Nov. 20	vs. MTL	2-1 W	8-8-0-2	18
19 Nov. 22	vs. CHI	2-1 W	9-8-0-2	20
20 Nov. 27	vs. COL	5-6 L(OT)	9-8-0-3	21
21 Nov. 29	vs. VAN	4-4 T	9-8-1-3	22
22 Dec. 2	vs. SJS	3-1 W	10-8-1-3	24
23 Dec. 4	at VAN	4-1 W	11-8-1-3	26
24 Dec. 5	vs. MIN	2-1 W	12-8-1-3	28
25 Dec. 7	vs. PIT	6-1 W	13-8-1-3	30
26 Dec. 9	at MIN	1-2 L	13-9-1-3	30
27 Dec. 11	vs. CAR	1-0 W	14-9-1-3	32
28 Dec. 13	vs. COL	1-1 T	14-9-2-3	33
29 Dec. 16	at PHI	3-2 W(OT)	15-9-2-3	35
30 Dec. 18	at BOS	5-0 W	16-9-2-3	37
31 Dec. 19	at CBJ	2-1 W	17-9-2-3	39
32 Dec. 23	vs. EDM	2-1 W	18-9-2-3	41
33 Dec. 26	vs. VAN	0-2 L	18-10-2-3	41
34 Dec. 28	at EDM	2-1 W	19-10-2-3	43
35 Dec. 29	vs. MIN	2-2 T	19-10-3-3	44
36 Dec. 31	vs. COL	1-2 L	19-11-3-3	44
37 Jan. 3	vs. VAN	1-3 L	19-12-3-3	44
38 Jan. 5	at NYR	5-0 W	20-12-3-3	46
39 Jan. 6	at NYI	3-2 W	21-12-3-3	48
40 Jan. 8	at CHI	1-3 L	21-13-3-3	48
41 Jan. 10	vs. FLA	4-2 W	22-13-3-3	50
42 Jan. 13	at TOR	1-4 L	22-14-3-3	50
43 Jan. 14	at WSH	3-3 T	22-14-3-3	51
44 Jan. 17	vs. DAL	2-3 L	22-15-4-3	51
45 Jan. 19	at ANA	5-1 W	23-15-4-3	53
46 Jan. 20	at LAK	1-4 L	23-16-4-3	53
47 Jan. 22	vs. NSH	4-0 W	24-16-4-3	55
48 Jan. 24	vs. TBL	2-6 L	24-17-4-3	55
49 Jan. 27	at PHX	2-1 W	25-17-4-3	57
50 Jan. 28	at SJS	1-4 L	25-18-4-3	57
51 Jan. 30	vs. CHI	3-5 L	25-19-4-3	57
52 Feb. 1	vs. ANA	6-4 W	26-19-4-3	59
53 Feb. 3	vs. LAK	4-4 T	26-19-5-3	60
54 Feb. 5	vs. STL	1-2 L	26-20-5-3	60
55 Feb. 10	vs. ATL	5-2 W	27-20-5-3	62
56 Feb. 11	at VAN	3-2 W	28-20-5-3	64
57 Feb. 13	vs. ANA	2-1 W	29-20-5-3	66
58 Feb. 15	at MIN	2-1 W	30-20-5-3	68
59 Feb. 19	at MTL	1-4 L	30-21-5-3	68
60 Feb. 21	at OTT	1-3 L	30-22-5-3	68
61 Feb. 22	at NJD	1-2 L	30-23-5-3	68
62 Feb. 24	at COL	2-0 W	31-23-5-3	70
63 Feb. 26	vs. DET	1-2 L	31-24-5-3	70
64 Feb. 29	at PHX	4-2 W	32-24-5-3	72
65 Mar. 2	vs. STL	4-2 W	33-24-5-3	74
66 Mar. 3	at DET	1-2 L	33-25-5-3	74
67 Mar. 5	at DAL	1-5 L	33-26-5-3	74
68 Mar. 7	at COL	7-1 W	34-26-5-3	76
69 Mar. 9	vs. EDM	1-1 T	34-26-6-3	77
70 Mar. 11	vs. OTT	4-2 W	35-26-6-3	79
71 Mar. 13	at NSH	4-4 T	35-26-7-3	80
72 Mar. 14	at STL	3-0 W	36-26-7-3	82
73 Mar. 16	at DET	4-1 W	37-26-7-3	84
74 Mar. 18	vs. CBJ	2-0 W	38-26-7-3	86
75 Mar. 20	vs. NSH	1-3 L	38-27-7-3	86
76 Mar. 22	vs. DAL	0-4 L	38-28-7-3	86
77 Mar. 24	at PHX	4-0 W	39-28-7-3	88
78 Mar. 25	at SJS	2-3 L	39-29-7-3	88
79 Mar. 27	vs. LAK	3-2 W(OT)	40-29-7-3	90
80 Mar. 31	at PHX	1-0 W	41-29-7-3	92
81 Apr. 2	vs. LAK	3-2 W	42-29-7-3	94
82 Apr. 4	at ANA	1-2 L	42-30-7-3	94

2002-03

DATE	OPP.	RESULT	RECORD	PTS
1 Oct. 10	vs. VAN	0-3 L	0-1-0-0	0
2 Oct. 12	vs. PHI	4-5 L	0-2-0-0	0
3 Oct. 14	at VAN	3-2 W	1-2-0-0	2
4 Oct. 17	vs. BOS	3-3 T	1-2-1-0	3
5 Oct. 19	at CHI	5-2 W	2-2-1-0	5
6 Oct. 21	at DET	0-4 L	2-3-1-0	5
7 Oct. 22	at MIN	3-4 L(OT)	2-3-1-1	6
8 Oct. 24	vs. DAL	3-3 T	2-3-2-1	7
9 Oct. 26	vs. STL	3-4 L(OT)	2-3-2-2	8
10 Oct. 31	vs. BUF	3-0 W	3-3-2-2	10
11 Nov. 2	vs. COL	4-4 T	3-3-3-2	11
12 Nov. 4	at NYI	4-2 W	4-3-3-2	13
13 Nov. 5	at NJD	3-2 W	5-3-3-2	15
14 Nov. 7	at NYR	0-1 L(OT)	5-3-3-3	16
15 Nov. 8	at FLA	0-3 L	5-4-3-3	16
16 Nov. 11	at ATL	1-2 L	5-5-3-3	16
17 Nov. 14	vs. NYR	1-2 L	5-6-3-3	16
18 Nov. 16	vs. STL	0-1 L	5-7-3-3	16
19 Nov. 19	vs. DET	0-5 L	5-8-3-3	16
20 Nov. 21	vs. EDM	1-3 L	5-9-3-3	16
21 Nov. 23	vs. CHI	3-1 W	6-9-3-3	18
22 Nov. 26	at BOS	2-7 L	6-10-3-3	18
23 Nov. 27	at WSH	2-4 L	6-11-3-3	18
24 Nov. 29	at STL	2-7 L	6-12-3-3	18
25 Dec. 1	at DET	2-4 L	6-13-3-3	18
26 Dec. 03	at COL	2-1 W	7-13-3-3	20
27 Dec. 05	vs. MIN	1-1 T	7-13-4-3	21
28 Dec. 09	at VAN	2-1 W	8-13-4-3	23
29 Dec. 12	vs. CAR	3-4 L	8-14-4-3	23
30 Dec. 14	vs. COL	1-3 L	8-15-4-3	23
31 Dec. 15	at VAN	3-3 T	8-15-5-3	24
32 Dec. 17	at NSH	3-0 W	9-15-5-3	26
33 Dec. 19	at CBJ	0-3 L	9-16-5-3	26
34 Dec. 21	at PIT	0-2 L	9-17-5-3	26
35 Dec. 23	at MIN	3-2 W	10-17-5-3	28
36 Dec. 27	vs. TOR	3-4 L	10-18-5-3	28
37 Dec. 29	vs. ANA	4-2 W	11-18-5-3	30
38 Dec. 31	vs. MTL	1-1 T	11-18-6-3	31
39 Jan. 02	vs. TBL	4-1 W	12-18-6-3	33
40 Jan. 04	vs. MIN	3-2 W	13-18-6-3	35
41 Jan. 07	at COL	4-2 W	14-18-6-3	37
42 Jan. 09	vs. OTT	0-1 L	14-19-6-3	37
43 Jan. 11	vs. CBJ	2-7 L	14-20-6-3	37
44 Jan. 13	at MTL	2-4 L	14-21-6-3	37
45 Jan. 14	at TOR	2-3 L	14-22-6-3	37
46 Jan. 16	vs. NSH	2-2 T	15-22-6-3	38
47 Jan. 18	vs. LAK	2-1 W(OT)	15-22-7-3	40
48 Jan. 20	vs. EDM	4-3 W	16-22-7-3	42
49 Jan. 23	vs. PHX	1-7 L	16-23-7-3	42
50 Jan. 25	vs. DET	4-1 W	17-23-7-3	44
51 Jan. 28	at PHX	3-4 L	17-24-7-3	44
52 Jan. 29	at DAL	1-4 L	17-25-7-3	44
53 Jan. 04	vs. ANA	2-3 L	17-26-7-3	44
54 Feb. 06	at CHI	2-2 T	17-26-8-3	45
55 Feb. 07	vs. EDM	4-3 W	18-26-8-3	47
56 Feb. 09	at COL	2-4 L	18-27-8-3	47
57 Feb. 12	at ANA	3-4 L(OT)	18-27-8-4	48
58 Feb. 13	at LAK	2-4 L	18-28-8-4	48
59 Feb. 15	vs. VAN	2-2 T	18-28-9-4	49
60 Feb. 17	at STL	3-5 L	18-29-9-4	49
61 Feb. 19	at DAL	1-1 T	18-29-10-4	50
62 Feb. 20	at NSH	1-4 L	18-30-10-4	50
63 Feb. 23	at PHX	4-2 W	19-30-10-4	52
64 Feb. 24	at SJS	2-5 L	19-31-10-4	52
65 Mar. 1	vs. SJS	4-3 W	20-31-10-4	54
66 Mar. 05	vs. NJD	5-4 W(OT)	21-31-10-4	56
67 Mar. 07	at CHI	2-0 W	22-31-10-4	58
68 Mar. 08	at CBJ	3-2 W(OT)	23-31-10-4	60
69 Mar. 11	vs. EDM	2-5 L	23-32-10-4	60
70 Mar. 13	vs. TOR	4-3 W(OT)	24-32-10-4	62
71 Mar. 15	at SJS	2-3 L	24-33-10-4	62
72 Mar. 16	at ANA	2-2 T	24-33-11-4	63
73 Mar. 18	at LAK	4-1 W	25-33-11-4	65
74 Mar. 20	vs. NSH	1-4 L	25-34-11-4	65
75 Mar. 22	vs. WSH	1-1 T	25-34-12-4	66
76 Mar. 24	vs. PHX	2-0 W	26-34-12-4	68
77 Mar. 27	vs. DAL	2-1 W(OT)	27-34-12-4	70
78 Mar. 29	vs. CBJ	4-6 L	27-35-12-4	70
79 Mar. 31	at MIN	0-3 L	27-36-12-4	70
80 Apr. 02	vs. SJS	2-2 T	27-36-13-4	71
81 Apr. 04	vs. LAK	2-1 W(OT)	28-36-13-4	73
82 Apr. 05	at EDM	4-1 W	29-36-13-4	75

2001-02

DATE	OPP.	RESULT	RECORD	PTS
1 Oct. 3	vs. EDM	1-0 W	1-0-0-0	2
2 Oct. 6	vs. CHI	4-0 W	2-0-0-0	4
3 Oct. 8	vs. PHX	1-2 L(OT)	2-0-0-1	5
4 Oct. 10	at DET	4-2 W	3-0-0-1	7
5 Oct. 11	at NSH	0-1 L	3-1-0-1	7
6 Oct. 13	at DAL	4-3 W(OT)	4-1-0-1	9
7 Oct. 18	vs. FLA	3-1 W	5-1-0-1	11
8 Oct. 20	vs. TOR	4-1 W	6-1-0-1	13
9 Oct. 22	at STL	3-2 W	7-1-0-1	15
10 Oct. 23	at CHI	3-6 L	7-2-0-1	15
11 Oct. 25	vs. NSH	4-5 L(OT)	7-2-0-2	16
12 Oct. 27	vs. MIN	4-2 W	8-2-0-2	18
13 Nov. 1	vs. CBJ	2-1 W	9-2-0-2	20
14 Nov. 3	vs. MTL	6-2 W	10-2-0-2	22
15 Nov. 7	at ANA	3-3 T	10-2-1-2	23
16 Nov. 8	at LAK	3-2 W	11-2-1-2	25
17 Nov. 10	vs. COL	2-0 W	12-2-1-2	27
18 Nov. 15	vs. CHI	2-2 T	12-2-2-2	28
19 Nov. 17	vs. STL	2-0 W	13-2-2-2	30
20 Nov. 20	vs. LAK	5-5 T	13-2-3-2	31
21 Nov. 22	at OTT	4-4 T	13-2-4-2	32
22 Nov. 23	at BUF	2-5 L	13-3-4-2	32
23 Nov. 25	at CBJ	3-4 L	13-4-4-2	32
24 Nov. 27	at DET	2-4 L	13-5-4-2	32
25 Nov. 29	vs. DAL	0-3 L	13-6-4-2	32
26 Dec. 01	vs. COL	2-2 T	13-6-5-2	33
27 Dec. 03	at TOR	4-0 W	14-6-5-2	35
28 Dec. 04	at SJS	2-2 T	14-6-6-2	36
29 Dec. 06	vs. SJS	1-3 L	14-7-6-2	36
30 Dec. 08	vs. ANA	0-4 L	14-8-6-2	36
31 Dec. 10	vs. DET	2-0 W	15-8-6-2	38
32 Dec. 12	vs. TBL	1-3 L	15-9-6-2	38
33 Dec. 14	at ATL	4-3 W	16-9-6-2	40
34 Dec. 15	at STL	0-4 L	16-10-6-2	40
35 Dec. 19	at PHX	3-6 L	16-11-6-2	40
36 Dec. 21	at COL	2-2 T	16-11-7-2	41
37 Dec. 26	at EDM	2-3 L	16-12-7-2	41
38 Dec. 27	at VAN	2-4 L	16-13-7-2	41
39 Dec. 29	vs. MIN	4-3 W	17-13-7-2	43
40 Dec. 31	vs. EDM	2-2 T	17-13-8-2	44
41 Jan. 03	vs. BUF	3-1 W	18-13-8-2	46
42 Jan. 05	vs. MTL	2-4 L	18-14-8-2	46
43 Jan. 08	at NYI	5-2 W	19-14-8-2	48
44 Jan. 09	at NJD	1-5 L	19-15-8-2	48
45 Jan. 11	at ATL	0-1 L	19-16-8-2	48
46 Jan. 15	vs. NYI	1-3 L	19-17-8-2	48
47 Jan. 17	vs. PIT	4-6 L	19-18-8-2	48
48 Jan. 19	vs. ANA	2-1 W	20-18-8-2	50
49 Jan. 22	vs. TOR	1-6 W	21-18-8-2	50
50 Jan. 24	vs. COL	0-2 L	20-20-8-2	50
51 Jan. 26	vs. VAN	0-2 L	20-21-8-2	50
52 Jan. 28	at MIN	3-2 W(OT)	21-21-8-2	52
53 Jan. 30	vs. DET	4-3 W	22-21-8-2	54
54 Feb. 06	at SJS	0-2 L	22-22-8-2	54
55 Feb. 08	vs. VAN	1-4 L	22-23-8-2	54
56 Feb. 09	at VAN	4-3 W	23-23-8-2	56
57 Feb. 12				

2000-01

DATE	OPP.	RESULT	RECORD	PTS
1 Oct 5	vs. DET	3-4 L	0-1-0-0	0
2 Oct 10	vs. COL	1-3 L	0-2-0-0	0
3 Oct 12	vs. CBJ	2-3 L	0-3-0-0	0
4 Oct 14	at NYI	2-0 W	1-3-0-0	2
5 Oct 15	at DET	4-2 W	2-3-0-0	4
6 Oct 18	at VAN	1-4 L	2-4-0-0	4
7 Oct 20	vs. BOS	3-2 W	3-4-0-0	6
8 Oct 21	vs. TOR	1-2 L	3-5-0-0	6
9 Oct 24	vs. PHX	2-2 T	3-5-1-0	7
10 Oct 26	at STL	3-4 L	3-6-1-0	7
11 Oct 27	at MIN	1-3 L	3-7-1-0	7
12 Oct 29	vs. ANA	3-6 L	3-8-1-0	7
13 Nov 1	at EDM	2-3 L	3-9-1-0	7
14 Nov 4	vs. PIT	1-1 T	3-9-2-0	8
15 Nov 5	vs. MIN	2-3 L(OT)	3-9-2-1	9
16 Nov 8	at MIN	1-0 W	4-9-2-1	11
17 Nov 10	at FLA	3-4 W	4-9-3-1	12
18 Nov 11	at TBL	4-3 W	5-9-3-1	14
19 Nov 13	at BUF	2-3 L(OT)	5-9-3-2	15
20 Nov 16	vs. CHI	2-5 L	5-10-3-2	15
21 Nov 18	vs. NYR	4-5 L(OT)	5-10-3-3	16
22 Nov 19	at EDM	0-2 L	5-11-3-3	16
23 Nov 22	at MIN	1-1 T	5-11-4-3	17
24 Nov 24	vs. ANA	2-2 T	5-11-5-3	18
25 Nov 25	at COL	2-3 L(OT)	5-11-5-4	19
26 Nov 28	at NSH	1-6 L	5-12-5-4	19
27 Nov 29	at DAL	4-3 W	6-12-5-4	21
28 Dec 2	vs. MTL	1-1 T	6-12-6-4	22
29 Dec 4	vs. SJS	0-8 L	6-13-6-4	22
30 Dec 7	vs. NSH	3-0 W	7-13-6-4	24
31 Dec 9	vs. CAR	7-2 W	8-13-6-4	26
32 Dec 13	at MTL	3-1 W	9-13-6-4	28
33 Dec 14	at OTT	2-4 L	9-14-6-4	28
34 Dec 16	at TOR	6-5 W(OT)	10-14-6-4	30
35 Dec 19	at COL	3-0 W	11-14-6-4	32
36 Dec 20	at PHX	2-4 L	11-15-6-4	32
37 Dec 22	vs. EDM	1-1 T	11-16-6-4	33
38 Dec 29	vs. VAN	5-0 W	12-16-7-4	35
39 Dec 31	vs. MTL	5-4 W(OT)	13-16-7-4	37
40 Jan 3	at SJS	1-0 W	14-16-7-4	39
41 Jan 5	at ANA	4-4 T	14-15-8-4	40
42 Jan 6	at LAK	0-5 L	14-16-8-4	40
43 Jan 11	vs. NSH	2-1 W	15-16-8-4	42
44 Jan 13	vs. OTT	2-5 L	15-17-8-4	42
45 Jan 14	at VAN	1-5 L	15-18-8-4	42
46 Jan 17	at SJS	4-4 T	15-18-9-4	43
47 Jan 21	vs. DET	4-2 W	16-18-9-4	45
48 Jan 23	vs. PHX	2-4 L	16-19-9-4	45
49 Jan 25	at LAK	3-0 W	17-19-9-4	47
50 Jan 27	vs. VAN	3-5 L	17-20-9-4	47
51 Jan 30	vs. EDM	3-5 L	17-21-9-4	47
52 Feb 1	vs. CHI	5-3 W	18-21-9-4	49
53 Feb 6	vs. SJS	1-1 T	18-21-10-4	50
54 Feb 9	at COL	5-3 W	19-21-10-4	52
55 Feb 10	at VAN	4-1 W	20-21-10-4	54
56 Feb 13	vs. WSH	4-4 T	20-21-11-4	55
57 Feb 15	at STL	1-4 L	20-22-11-4	55
58 Feb 18	at PHX	4-1 W	21-22-11-4	57
59 Feb 19	at ANA	2-6 L	21-23-11-4	57
60 Feb 22	vs. LAK	0-2 L	21-24-11-4	57
61 Feb 24	vs. EDM	1-3 L	21-25-11-4	57
62 Feb 26	vs. DAL	3-2 W	22-25-11-4	59
63 Mar 1	vs. MIN	1-1 T	22-25-12-4	60
64 Mar 3	vs. STL	3-2 W(OT)	23-25-12-4	62
65 Mar 6	vs. TOR	1-3 L	23-26-12-4	62
66 Mar 8	at PIT	2-5 L	23-27-12-4	62
67 Mar 10	at PHX	3-6 L	23-28-12-4	62
68 Mar 11	at ATL	3-3 T	23-28-13-4	63
69 Mar 14	at CBJ	0-3 L	23-29-13-4	63
70 Mar 15	at DET	2-5 L	23-30-13-4	63
71 Mar 17	vs. STL	2-2 T	23-30-14-4	64
72 Mar 19	vs. NJD	2-4 L	23-31-14-4	64
73 Mar 22	vs. PHI	3-1 W	24-31-14-4	66
74 Mar 24	at CBJ	4-6 L	24-32-14-4	66
75 Mar 25	at CHI	3-1 W	25-32-14-4	68
76 Mar 27	vs. CBJ	3-0 W	26-32-14-4	70
77 Mar 29	vs. COL	0-1 L	26-33-14-4	70
78 Mar 31	at DAL	0-2 L	26-34-14-4	70
79 Apr 2	vs. DAL	4-4 T	26-34-15-4	71
80 Apr 4	at CHI	5-2 W	27-34-15-4	73
81 Apr 5	at NSH	0-4 L	27-35-15-4	73
82 Apr 7	vs. LAK	2-3 L	27-36-15-4	73

1999-00

DATE	OPP.	RESULT	RECORD	PTS
1 Oct 2	at SJS	3-5 L	0-1-0-0	0
2 Oct 6	vs. STL	1-4 L	0-2-0-0	0
3 Oct 8	vs. MTL	1-4 L	0-3-0-0	0
4 Oct 11	vs. CAR	3-3 T	0-3-1-0	1
5 Oct 13	at VAN	4-3 W(OT)	1-3-1-0	3
6 Oct 15	vs. LAK	1-4 L	1-4-1-0	3
7 Oct 16	vs. VAN	4-4 T	1-4-2-0	4
8 Oct 19	at STL	1-7 L	1-5-2-0	4
9 Oct 22	at FLA	3-2 W(OT)	2-5-2-0	6
10 Oct 23	at TBL	1-2 L	2-6-2-0	6
11 Oct 26	at ATL	1-2 L	2-7-2-0	6
12 Oct 28	at OTT	4-3 W(OT)	3-7-2-0	8
13 Oct 30	at TOR	1-2 L	3-8-2-0	8
14 Nov 3	vs. NSH	5-4 W(OT)	4-8-2-0	10
15 Nov 6	vs. FLA	3-6 L	4-9-2-0	10
16 Nov 10	vs. SJS	4-3 W(OT)	5-9-2-0	12
17 Nov 13	vs. COL	2-5 L	5-10-2-0	12
18 Nov 16	at PHX	1-2 L	5-11-2-0	12
19 Nov 17	at ANA	1-2 L	5-12-2-0	12
20 Nov 19	vs. DET	3-1 W	6-12-2-0	14
21 Nov 23	vs. NYI	3-2 W	7-12-2-0	16
22 Nov 25	vs. CHI	2-1 W(OT)	8-12-2-0	18
23 Nov 27	at COL	1-7 L	8-13-2-0	18
24 Nov 30	at CAR	3-4 L	8-14-2-0	18
25 Dec 2	at NYI	5-0 W	9-14-2-0	20
26 Dec 4	at NJD	4-2 W	10-14-2-0	22
27 Dec 6	at NYR	2-3 L(OT)	10-14-2-1	23
28 Dec 7	at MTL	3-3 T	10-14-3-1	24
29 Dec 10	vs. VAN	3-2 W	11-14-3-1	26
30 Dec 12	at CHI	2-1 W	12-14-3-1	28
31 Dec 14	at STL	1-1 T	12-14-4-1	29
32 Dec 15	at DAL	1-5 L	12-15-4-1	29
33 Dec 18	vs. OTT	2-1 W	13-15-4-1	31
34 Dec 21	vs. DAL	0-0 T	13-15-5-1	32
35 Dec 23	vs. EDM	2-1 W	14-15-5-1	34
36 Dec 26	at VAN	2-0 W	15-15-5-1	36
37 Dec 27	vs. PHI	1-5 L	15-16-5-1	36
38 Dec 29	vs. ANA	3-1 W	16-16-5-1	38
39 Jan 2	vs. VAN	4-2 W	17-16-5-1	40
40 Jan 5	at COL	0-4 L	17-17-5-1	40
41 Jan 6	at CHI	2-5 L	17-18-5-1	40
42 Jan 8	vs. TBL	3-2 W	18-18-5-1	42
43 Jan 12	vs. DAL	2-1 W	19-18-5-1	44
44 Jan 15	vs. TOR	4-0 W	20-18-5-1	46
45 Jan 18	vs. DET	6-1 W	21-18-5-1	48
46 Jan 19	at EDM	0-7 L	21-19-5-1	48
47 Jan 21	vs. NSH	5-4 W	22-19-5-1	50
48 Jan 24	at BOS	4-3 W	23-19-5-1	52
49 Jan 26	at WSH	1-2 L	23-20-5-1	52
50 Jan 28	at DET	1-4 L	23-21-5-1	52
51 Jan 29	at NSH	1-3 L	23-22-5-1	52
52 Feb 1	vs. STL	4-5 L(OT)	23-22-6-1	53
53 Feb 3	vs. CHI	5-5 T	23-22-6-2	54
54 Feb 9	at VAN	3-4 L(OT)	23-22-6-3	55
55 Feb 10	at COL	2-3 L	23-23-6-3	55
56 Feb 12	at PHX	3-4 L	23-24-6-3	55
57 Feb 14	at LAK	3-4 L(OT)	23-24-6-4	56
58 Feb 16	at ANA	5-6 L(OT)	23-24-6-5	57
59 Feb 18	vs. EDM	4-2 W	24-24-6-5	59
60 Feb 19	at EDM	3-2 W(OT)	25-24-6-5	61
61 Feb 23	vs. LAK	2-7 L	25-25-6-5	61
62 Feb 25	vs. PHX	3-3 T	25-25-7-5	62
63 Feb 26	vs. ATL	5-2 W	26-25-7-5	64
64 Mar 1	vs. PIT	8-2 W	27-25-7-5	66
65 Mar 3	vs. ANA	4-1 W	28-25-7-5	68
66 Mar 5	vs. NJD	2-2 T	28-26-8-5	69
67 Mar 7	vs. COL	3-8 L	28-28-8-5	69
68 Mar 9	vs. TOR	2-6 L	28-27-8-5	69
69 Mar 11	at LAK	1-3 L	28-28-8-5	69
70 Mar 13	at SJS	3-5 L	28-29-8-5	69
71 Mar 15	vs. OTT	1-3 L	28-30-8-5	69
72 Mar 18	vs. BUF	1-5 L	28-31-8-5	69
73 Mar 19	at EDM	3-2 W	29-31-8-5	71
74 Mar 22	at DET	2-2 T	29-31-9-5	72
75 Mar 23	at BUF	2-4 L	29-32-9-5	72
76 Mar 25	at NSH	2-1 W	30-32-9-5	74
77 Mar 31	vs. PHX	1-3 L	30-33-9-5	74
78 Apr 1	vs. SJS	3-0 W	31-33-9-5	76
79 Apr 3	at DAL	2-2 T	31-33-10-5	77
80 Apr 5	at STL	5-6 L	31-34-10-5	77
81 Apr 7	vs. COL	1-3 L	31-35-10-5	77
82 Apr 8	vs. EDM	3-6 L	31-36-10-5	77

1998-99

DATE	OPP.	RESULT	RECORD	PTS
1 Oct 9	vs. SJS	3-3 T	0-0-1-1	1
2 Oct 10	at SJS	5-3 W	1-0-1-1	3
3 Oct 16	vs. TOR	3-7 L	1-1-1-1	3
4 Oct 18	at DET	1-2 L	1-2-1-1	3
5 Oct 20	at DAL	0-3 L	1-3-1-1	3
6 Oct 23	at NSH	4-3 W	2-3-1-1	5
7 Oct 24	at STL	3-4 L	2-4-1-1	5
8 Oct 28	vs. PIT	2-5 L	2-5-1-1	5
9 Oct 30	vs. WSH	0-0 T	2-5-2-1	6
10 Nov 1	at CHI	4-1 W	3-5-2-1	8
11 Nov 3	at DET	5-2 W	4-5-2-1	10
12 Nov 6	vs. NSH	1-2 L	4-6-2-1	10
13 Nov 8	vs. COL	3-1 W	5-6-2-1	12
14 Nov 10	vs. LAK	5-4 W(OT)	6-6-2-1	14
15 Nov 12	vs. VAN	3-4 L	6-7-2-1	14
16 Nov 14	vs. ANA	0-1 L	6-8-2-1	14
17 Nov 16	vs. DET	5-3 W	7-8-2-1	16
18 Nov 19	at MTL	3-4 L	7-9-2-1	16
19 Nov 21	at OTT	1-4 L	7-10-2-1	16
20 Nov 23	at TOR	2-3 L	7-11-2-1	16
21 Nov 25	at NSH	3-4 L	7-12-2-1	16
22 Nov 27	vs. EDM	2-3 L	7-13-2-1	16
23 Nov 28	vs. CHI	5-4 W	8-13-2-1	18
24 Dec 3	vs. TBL	4-1 W	9-13-2-1	20
25 Dec 5	vs. PHX	2-3 L	9-14-2-1	20
26 Dec 7	vs. DAL	2-3 L	9-15-2-1	20
27 Dec 11	at TBL	2-1 W	10-15-2-1	22
28 Dec 14	at FLA	4-2 W	11-15-2-1	24
29 Dec 14	at NYR	2-5 L	11-16-2-1	24
30 Dec 17	at PHJ	3-3 T	11-16-3-1	25
31 Dec 18	at NJD	5-2 W	12-16-3-1	27
32 Dec 22	vs. VAN	2-5 L	12-17-3-1	27
33 Dec 23	at VAN	3-5 L	12-18-3-1	27
34 Dec 27	vs. COL	1-2 L	12-19-3-1	27
35 Dec 29	vs. PHI	3-4 L(OT)	12-20-3-1	27
36 Dec 31	vs. MTL	1-2 L	12-21-3-1	27
37 Jan 2	at BUF	1-7 L	12-22-3-1	27
38 Jan 4	at BOS	1-5 L	12-23-3-1	27
39 Jan 5	at PIT	1-5 L	12-24-3-1	27
40 Jan 8	vs. DAL	1-0 W	13-24-3-1	29
41 Jan 10	vs. FLA	1-2 L	13-25-3-1	29
42 Jan 13	at ANA	2-1 W	14-25-3-1	31
43 Jan 14	at LAK	0-3 L	14-26-3-1	31
44 Jan 16	at SJS	3-3 T	14-26-4-1	32
45 Jan 19	vs. DET	3-1 W	15-26-4-1	34
46 Jan 21	at COL	2-4 L	15-27-4-1	34
47 Jan 28	vs. CHI	6-6 T	15-27-5-1	35
48 Jan 30	vs. STL	4-3 W(OT)	16-27-5-1	37
49 Feb 1	at DAL	2-2 T	16-27-6-1	38
50 Feb 2	at PHX	2-2 T	16-27-7-1	39
51 Feb 4	vs. NSH	2-2 T	16-27-8-1	40
52 Feb 6	vs. OTT	1-2 L	16-28-8-1	40
53 Feb 8	vs. EDM	2-1 W	17-28-8-1	42
54 Feb 9	at COL	2-1 W	18-28-8-1	44
55 Feb 12	vs. BOS	4-3 W	19-28-8-1	46
56 Feb 19	vs. ANA	6-3 W	20-28-8-1	48
57 Feb 20	vs. LAK	2-2 T	20-28-9-1	49
58 Feb 22	vs. NYR	6-2 W	21-28-9-1	51
59 Feb 24	vs. BUF	2-2 T	21-28-10-1	52
60 Feb 26	vs. STL	2-4 L	21-29-10-1	52
61 Mar 1	vs. SJS			



1997-98

DATE	OPP.	RESULT	RECORD	PTS
1 Oct. 1	vs. DET	1-3 L	0-1-0	0
2 Oct. 3	vs. COL	1-4 L	0-2-0	0
3 Oct. 7	vs. TOR	1-2 L	0-3-0	0
4 Oct. 9	vs. NYR	1-1 T	0-3-1	1
5 Oct. 12	at DET	4-4 T	0-3-2	2
6 Oct. 14	at DAL	4-5 L(OT)	0-4-2	2
7 Oct. 17	vs. COL	6-5 W(OT)	1-4-2	4
8 Oct. 18	vs. BOS	0-3 L	1-5-2	4
9 Oct. 22	at BUF	1-4 L	1-6-2	4
10 Oct. 23	at PHI	3-4 L	1-7-2	4
11 Oct. 25	at TOR	3-4 L	1-8-2	4
12 Oct. 28	vs. PIT	6-3 W	2-8-2	6
13 Oct. 30	vs. PHX	4-2 W	3-8-2	8
14 Nov. 1	at COL	3-3 T	3-8-3	9
15 Nov. 2	at PHX	1-3 L	3-9-3	9
16 Nov. 5	vs. TOR	3-4 L	3-10-3	9
17 Nov. 7	vs. ANA	3-4 L(OT)	3-11-3	9
18 Nov. 9	at DET	3-6 L	3-12-3	9
19 Nov. 10	at CHI	1-1 T	3-12-4	10
20 Nov. 13	vs. CAR	2-4 L	3-13-4	10
21 Nov. 15	at EDM	2-2 T	3-13-5	11
22 Nov. 18	at NJD	1-2 L	3-14-5	11
23 Nov. 20	at FLA	2-1 W	4-14-5	13
24 Nov. 22	at TBL	3-4 L	4-15-5	13
25 Nov. 23	at CAR	3-3 T	4-15-6	14
26 Nov. 27	vs. CHI	2-2 T	4-15-7	15
27 Nov. 29	vs. ANA	3-2 W(OT)	5-15-7	17
28 Dec. 1	vs. SJS	3-2 W(OT)	6-15-7	19
29 Dec. 3	vs. DET	3-4 L	6-16-7	19
30 Dec. 5	at DAL	1-4 L	6-17-7	19
31 Dec. 6	at STL	3-4 L(OT)	6-18-7	19
32 Dec. 9	at NYI	3-1 W	7-18-7	21
33 Dec. 10	at NYR	4-1 W	8-18-7	23
34 Dec. 12	vs. COL	3-1 W	9-18-7	25
35 Dec. 16	vs. CHI	4-3 W(OT)	10-18-7	27
36 Dec. 18	vs. DAL	1-2 L	10-19-7	27
37 Dec. 20	vs. LAK	1-4L	10-20-7	27
38 Dec. 22	at ANA	1-5 L	10-21-7	27
39 Dec. 23	at PHX	2-2 T	10-21-8	28
40 Dec. 27	vs. PHI	5-2 W	11-21-8	30
41 Dec. 29	vs. PHX	3-5 L	11-22-8	30
42 Dec. 31	vs. MTL	2-3 L	11-23-8	30
43 Jan. 3	at STL	3-4 L	11-24-8	30
44 Jan. 5	at CHI	1-1 T	11-24-9	31
45 Jan. 6	at COL	3-1 W	12-24-9	33
46 Jan. 9	vs. FLA	3-3 T	12-24-10	34
47 Jan. 10	vs. STL	1-5 L	12-25-10	34
48 Jan. 14	at EDM	2-5 L	12-26-10	34
49 Jan. 20	at LAK	3-4 L	12-27-10	34
50 Jan. 21	at SJS	1-7 L	12-28-10	34
51 Jan. 24	vs. VAN	5-2 W	13-28-10	36
52 Jan. 28	at ANA	5-2 W	14-28-10	38
53 Jan. 29	at LAK	3-5 L	14-29-10	38
54 Jan. 31	vs. NJD	2-2 T	14-29-11	39
55 Feb. 3	vs. LAK	3-6 L	14-30-11	39
56 Feb. 5	vs. SJS	4-2 W	15-30-11	41
57 Feb. 7	vs. EDM	4-2 W	16-30-11	43
58 Feb. 27	vs. VAN	4-4 T	16-30-12	44
59 Mar. 1	vs. OTT	2-1 W	17-30-12	46
60 Mar. 3	vs. TBL	2-1 W	18-30-12	48
61 Mar. 5	at VAN	6-2 W	19-30-12	50
62 Mar. 7	at OTT	1-2 L	19-31-12	50
63 Mar. 9	at WSH	1-2 L	19-32-12	50
64 Mar. 11	at PIT	1-4 L	19-33-12	50
65 Mar. 12	at BOS	5-2 W	20-33-12	52
66 Mar. 14	at TOR	1-2 L	20-34-12	52
67 Mar. 16	at MTL	3-3 T	20-34-13	53
68 Mar. 20	vs. NYI	4-1 W	21-34-13	55
69 Mar. 22	vs. STL	5-3 W	22-34-13	57
70 Mar. 24	vs. BUF	0-2 L	22-35-13	57
71 Mar. 26	vs. WSH	3-2 W	23-35-13	59
72 Mar. 28	vs. LAK	5-2 W	24-35-13	61
73 Mar. 30	at EDM	1-3 L	24-36-13	61
74 Apr. 1	vs. DAL	3-1 W	25-36-13	63
75 Apr. 5	at ANA	3-3 T	25-36-14	64
76 Apr. 7	at SJS	0-6 L	25-37-14	64
77 Apr. 9	vs. VAN	3-6 L	25-38-14	64
78 Apr. 11	vs. EDM	4-5 L	25-39-14	64
79 Apr. 13	at LAK	2-4 L	25-40-14	64
80 Apr. 15	vs. SJS	3-3 T	25-40-15	65
81 Apr. 17	at VAN	4-2 W	26-40-15	67
82 Apr. 18	at SJS	1-4 L	26-41-15	67

1996-97

DATE	OPP.	RESULT	RECORD	PTS
1 Oct. 5	at VAN	1-3 L	0-1-0	0
2 Oct. 6	vs. BUF	3-0 W	1-1-0	2
3 Oct. 9	vs. STL	1-3 L	1-2-0	2
4 Oct. 11	at DET	2-1 W	2-2-0	4
5 Oct. 13	at PHI	1-0 W	3-2-0	6
6 Oct. 14	at NYR	4-5 L	3-3-0	6
7 Oct. 16	at MTL	2-4 L	3-4-0	6
8 Oct. 20	vs. EDM	6-3 W	4-4-0	8
9 Oct. 22	vs. COL	5-1 W	5-4-0	10
10 Oct. 24	vs. PIT	7-5 W	6-4-0	12
11 Oct. 26	at LAK	0-0 T	6-4-1	13
12 Oct. 27	at ANA	4-1 W	7-4-1	15
13 Oct. 30	at SJS	1-3 L	7-5-1	15
14 Nov. 1	vs. PHX	2-3 L(OT)	7-6-1	15
15 Nov. 2	at VAN	3-4 L	7-7-1	15
16 Nov. 9	vs. STL	2-3 L	7-8-1	15
17 Nov. 13	at DAL	3-3 T	7-8-2	16
18 Nov. 14	at CHI	2-1 W(OT)	8-8-2	18
19 Nov. 16	at STL	0-2 L	8-9-2	18
20 Nov. 18	vs. NYR	5-3 W	9-9-2	20
21 Nov. 20	vs. DAL	1-3 L	9-10-2	20
22 Nov. 22	vs. CHI	2-5 L	9-11-2	20
23 Nov. 23	at EDM	2-3 L	9-12-2	20
24 Nov. 26	vs. EDM	1-10 L	9-13-2	20
25 Nov. 28	vs. LAK	2-0 W	10-13-2	22
26 Nov. 30	at PHX	1-3 L	10-14-2	22
27 Dec. 3	at NYI	1-3 L	10-15-2	22
28 Dec. 5	at NJD	1-2 L	10-16-2	22
29 Dec. 7	at BOS	1-1 T	10-16-3	23
30 Dec. 10	vs. OTT	5-5 T	10-16-4	24
31 Dec. 12	at LAK	5-1 W	11-16-4	26
32 Dec. 14	vs. COL	4-1 W	12-16-4	28
33 Dec. 16	vs. NJD	0-5 L	12-17-4	28
34 Dec. 18	vs. DET	3-3 T	12-17-5	29
35 Dec. 20	at ANA	0-7 L	12-18-5	29
36 Dec. 22	at PHX	7-2 W	13-18-5	31
37 Dec. 23	at COL	3-4 L	13-19-5	31
38 Dec. 29	vs. PHI	2-4 L	13-20-5	31
39 Dec. 31	vs. SJS	1-5 L	13-21-5	31
40 Jan. 2	at COL	2-3 L	13-22-5	31
41 Jan. 4	at SJS	4-3 W	14-22-5	33
42 Jan. 7	vs. TOR	4-3 W(OT)	15-22-5	35
43 Jan. 9	vs. HFD	3-2 W	16-22-5	37
44 Jan. 11	vs. FLA	1-4 L	16-23-5	37
45 Jan. 15	vs. ANA	2-1 W	17-23-5	39
46 Jan. 21	at PIT	2-4 L	17-24-5	39
47 Jan. 22	at TOR	3-5 L	17-25-5	39
48 Jan. 24	at OTT	2-2 T	17-25-6	40
49 Jan. 28	vs. NYI	4-3 W	18-25-6	42
50 Jan. 30	vs. SJS	3-6 L	18-26-6	42
51 Feb. 1	vs. VAN	3-0 W	19-26-6	44
52 Feb. 3	vs. LAK	2-3 L	19-27-6	44
53 Feb. 5	at EDM	2-5 L	19-28-6	44
54 Feb. 7	vs. WSH	5-2 W	20-28-6	46
55 Feb. 9	vs. ANA	6-1 W	21-28-6	48
56 Feb. 11	vs. BOS	5-1 W	22-28-6	50
57 Feb. 13	vs. EDM	3-2 W(OT)	23-28-6	52
58 Feb. 15	vs. TOR	3-0 W	24-28-6	54
59 Feb. 18	at BUF	5-5 T	24-28-7	55
60 Feb. 19	at DET	0-4 L	24-29-7	55
61 Feb. 21	at DAL	2-4 L	24-30-7	55
62 Feb. 23	at STL	5-3 W	25-30-7	57
63 Feb. 26	vs. PHX	2-5 L	25-31-7	57
64 Feb. 28	vs. MTL	3-2 W	26-31-7	59
65 Mar. 1	vs. DAL	4-1 W	27-31-7	61
66 Mar. 4	at WSH	1-2 L	27-32-7	61
67 Mar. 5	at HFD	0-2 L	27-33-7	61
68 Mar. 7	at FLA	3-1 W	28-33-7	63
69 Mar. 9	at TBL	1-2 L(OT)	28-34-7	63
70 Mar. 12	at COL	3-2 W	29-34-7	65
71 Mar. 15	at LAK	5-2 W	30-34-7	67
72 Mar. 16	at ANA	2-2 T	30-34-8	68
73 Mar. 19	vs. SJS	4-2 W	31-34-8	70
74 Mar. 21	vs. TBL	3-4 L(OT)	31-35-8	70
75 Mar. 25	vs. ANA	3-2 W	32-35-8	72
76 Mar. 29	vs. VAN	2-5 L	32-36-8	72
77 Apr. 2	vs. COL	1-5 L	32-37-8	72
78 Apr. 4	at VAN	3-3 T	32-37-9	73
79 Apr. 6	vs. CHI	1-2 L	32-38-9	73
80 Apr. 8	vs. DET	3-3 L	32-39-9	73
81 Apr. 11	at CHI	2-3 L	32-40-9	73
82 Apr. 12	at TOR	1-4 L	32-41-9	73

1995-96

DATE	OPP.	RESULT	RECORD	PTS
1 Oct. 7	at TBL	3-3 T	0-0-1	1
2 Oct. 8	at DAL	3-4 L	0-1-1	1
3 Oct. 10	at FLA	3-7 L	0-2-1	1
4 Oct. 15	at CHI	1-1 T	0-2-2	2
5 Oct. 17	at DET	3-3 T	0-2-3	3
6 Oct. 19	at OTT	2-4 L	0-3-3	3
7 Oct. 20	at TOR	3-4 L(OT)	0-4-3	3
8 Oct. 25	vs. COL	2-3 L	0-5-3	3
9 Oct. 27	vs. DET	0-3 L	0-6-3	3
10 Oct. 29	at ANA	2-7 L	0-7-3	3
11 Oct. 31	at LAK	2-1 W	1-7-3	5
12 Nov. 1	at COL	1-6 L	1-8-3	5
13 Nov. 4	vs. VAN	4-4 T	1-8-4	6
14 Nov. 6	at NYR	2-4 L	1-9-4	6
15 Nov. 8	at NJD	2-1 W	2-9-4	8
16 Nov. 9	at PHI	1-3 L	2-10-4	8
17 Nov. 11	vs. MTL	0-4 L	2-11-4	8
18 Nov. 14	vs. EDM	4-2 W	3-11-4	8
19 Nov. 18	vs. COL	3-5 L	3-12-4	10
20 Nov. 19	at COL	2-5 L	3-13-4	10
21 Nov. 21	vs. ANA	2-3 L	3-14-4	10
22 Nov. 24	vs. EDM	2-5 L	3-15-4	10
23 Nov. 26	vs. CHI	2-2 T	3-15-5	11
24 Nov. 29	at SJS	5-3 W	4-15-5	13
25 Dec. 1	at EDM	8-2 W	5-15-5	15
26 Dec. 3	at WPG	2-5 L	5-16-5	15
27 Dec. 5	vs. STL	1-1 T	5-16-6	16
28 Dec. 9	vs. VAN	3-4 L	5-17-6	16
29 Dec. 11	vs. LAK	6-2 W	6-17-6	18
30 Dec. 13	at DAL	8-4 W	7-17-6	20
31 Dec. 14	at STL	3-3 T	7-17-7	21
32 Dec. 16	at BOS	3-6 L	7-18-7	21
33 Dec. 19	at PIT	1-7 L	7-19-7	21
34 Dec. 20	at HFD	3-2 W	8-19-7	23
35 Dec. 22	vs. DET	1-5 L	8-20-7	23
36 Dec. 26	at VAN	4-2 W	9-20-7	25
37 Dec. 27	vs. TOR	4-0 W	10-20-7	27
38 Dec. 29	vs. PHI	2-3 L	10-21-7	27
39 Dec. 31	vs. NYR	3-1 W	11-21-7	29
40 Jan. 2	vs. TBL	10-0 W	12-21-7	31
41 Jan. 5	vs. ANA	1-3 L	12-22-7	31
42 Jan. 6	vs. FLA	2-0 W	13-22-7	33
43 Jan. 10	vs. HFD	3-2 W(OT)	14-22-7	35
44 Jan. 12	at BUF	3-1 W	15-22-7	37
45 Jan. 14	vs. COL	4-4 T	15-22-8	38
46 Jan. 16	at LAK	5-5 T	15-22-9	39
47 Jan. 17	at ANA	4-1 W	16-22-9	41
48 Jan. 24	vs. NYI	4-1 W	17-22-9	43
49 Jan. 26	vs. DAL	2-4 L	17-23-9	43
50 Jan. 30	vs. EDM	3-2 W(OT)	18-23-9	45
51 Feb. 1	vs. NJD	1-1 T	18-23-10	46
52 Feb. 3	vs. LAK	2-1 W	19-23-10	48
53 Feb. 6	vs. OTT	3-1 W	20-23-10	50
54 Feb. 8	vs. WSH	4-4 T	20-23-11	51
55 Feb. 10	vs. WPG	2-3 L	20-24-11	51
56 Feb. 11	at EDM	2-4 L	20-25-11	51
57 Feb. 13	at WSH	2-3 L	20-26-11	51
58 Feb. 15	at NYI	6-3 W	21-26-11	53
59 Feb. 17	at MTL	1-5 L	21-27-11	53
60 Feb. 20	vs. SJS	5-3 W	22-27-11	55
61 Feb. 23	vs. ANA	3-2 W	23-27-11	57
62 Feb. 24	vs. BOS	1-2 L	23-28-11	57
63 Feb. 29	vs. PIT	7-3 W	24-28-11	59
64 Mar. 3	at SJS	5-1 W	25-28-11	61
65 Mar. 7	at STL	4-2 W	26-28-11	63

1994-95

DATE	OPP.	RESULT	RECORD	PTS
1 Jan. 20	at WPG	3-3 T	0-0-1	1
2 Jan. 22	at DET	4-1 W	1-0-1	3
3 Jan. 24	vs. STL	6-4 W	2-0-1	5
4 Jan. 26	at DET	1-5 L	2-1-1	5
5 Jan. 28	at TOR	1-2 L	2-2-1	5
6 Feb. 1	vs. DET	2-1 W	3-2-1	7
7 Feb. 3	vs. CHI	3-4 L(OT)	3-3-1	7
8 Feb. 4	vs. TOR	4-1 W	4-3-1	9
9 Feb. 6	vs. WPG	4-5 L	4-4-1	9
10 Feb. 9	vs. ANA	5-1 W	5-4-1	11
11 Feb. 11	at DAL	6-0 W	6-4-1	13
12 Feb. 13	at STL	2-4 L	6-5-1	13
13 Feb. 16	at CHI	2-2 T	6-5-2	14
14 Feb. 18	vs. DAL	3-2 W(OT)	7-5-2	16
15 Feb. 20	vs. DAL	1-2 L	7-6-2	16
16 Feb. 23	at LAK	3-3 T	7-6-3	17
17 Feb. 24	at SJS	3-0 W	8-6-3	19
18 Feb. 26	at ANA	5-3 W	9-6-3	21
19 Feb. 28	vs. EDM	5-2 W	10-6-3	23
20 Mar. 2	vs. VAN	2-2 T	10-6-4	24
21 Mar. 4	at TOR	2-3 L	10-7-4	24
22 Mar. 5	at WPG	2-3 L	10-8-4	24
23 Mar. 7	at CHI	6-3 W	11-8-4	26
24 Mar. 9	at STL	1-5 L	11-9-4	26
25 Mar. 12	at DAL	4-4 T	11-9-5	27
26 Mar. 15	vs. ANA	0-5 L	11-10-5	27
27 Mar. 17	vs. WPG	8-4 W	12-10-5	29
28 Mar. 19	vs. SJS	3-5 L	12-11-5	29
29 Mar. 20	at EDM	2-5 L	12-12-5	29
30 Mar. 22	vs. DET	4-3 W	13-12-5	31
31 Mar. 24	vs. STL	3-2 W	14-12-5	33
32 Mar. 26	vs. VAN	2-0 W	15-12-5	35
33 Mar. 28	vs. LAK	3-5 L	15-13-5	35
34 Mar. 31	at EDM	6-2 W	16-13-5	37
35 Apr. 4	vs. CHI	3-2 W	17-13-5	39
36 Apr. 7	vs. LAK	7-4 W	18-13-5	41
37 Apr. 8	vs. VAN	2-4 L	18-14-5	41
38 Apr. 10	vs. SJS	8-3 W	19-15-5	43
39 Apr. 12	at LAK	4-1 W	20-15-5	45
40 Apr. 13	at ANA	2-4 L	20-16-5	45
41 Apr. 15	at EDM	4-2 W	21-16-5	47
42 Apr. 17	vs. LAK	5-2 W	22-16-5	49
43 Apr. 20	at VAN	2-2 T	22-16-6	50
44 Apr. 24	at ANA	1-2 L	22-17-6	50
45 Apr. 25	at SJS	3-2 W	23-17-6	52
46 Apr. 29	vs. TOR	2-2 T	23-17-7	53
47 Apr. 30	at VAN	4-6 L	23-17-7	53
48 May 3	vs. EDM	5-3 W	24-17-7	55

1993-94

DATE	OPP.	RESULT	RECORD	PTS
1 Oct. 5	vs. NYI	2-1 W	1-0-0	2
2 Oct. 7	vs. SJS	6-2 W	2-0-0	4
3 Oct. 9	at VAN	5-1 W	3-0-0	6
4 Oct. 14	at SJS	2-1 W	4-0-0	8
5 Oct. 16	at LAK	4-8 L	4-1-0	8
6 Oct. 17	at ANA	2-2 T	4-1-1	9
7 Oct. 20	at EDM	5-3 W	5-1-1	11
8 Oct. 21	vs. VAN	3-6 L	5-2-1	11
9 Oct. 23	vs. BOS	3-3 T	5-2-2	12
10 Oct. 25	vs. WSH	3-2 W(OT)	6-2-2	14
11 Oct. 27	vs. BUF	3-5 L	6-3-2	14
12 Oct. 30	vs. EDM	4-1 W	7-3-2	16
13 Oct. 31	at WPG	4-3 W	8-3-2	18
14 Nov. 3	at HFD	6-3 W	9-3-2	20
15 Nov. 4	at BOS	3-6 L	9-4-2	20
16 Nov. 6	at MTL	4-3 W	10-4-2	22
17 Nov. 9	vs. LAK	3-2 W	11-4-2	24
18 Nov. 11	vs. ANA	5-4 W	12-4-2	26
19 Nov. 13	vs. VAN	4-3 W	13-4-2	28
20 Nov. 15	vs. WPG	7-2 W	14-4-2	30
21 Nov. 18	at STL	3-3 T	14-4-3	31
22 Nov. 20	at DAL	3-4 L	14-5-3	31
23 Nov. 22	vs. ANA	1-2 L	14-6-3	31
24 Nov. 24	vs. TOR	5-3 W	15-6-3	33
25 Nov. 26	vs. CHI	3-6 L	15-7-3	33
26 Nov. 30	vs. DAL	2-2 T	15-7-4	34
27 Dec. 4	vs. PHI	6-0 W	16-7-4	36
28 Dec. 6	at OTT	6-1 W	17-7-4	38
29 Dec. 7	at BUF	4-4 T	17-7-5	39
30 Dec. 10	at BUF	2-6 L	17-8-5	39
31 Dec. 11	at TOR	1-3 L	17-9-5	39
32 Dec. 14	vs. VAN	8-4 W	18-9-5	41
33 Dec. 17	vs. STL	3-4 L	18-10-5	41
34 Dec. 18	vs. WPG	5-4 W(OT)	19-10-5	43
35 Dec. 20	vs. LAK	4-5 L(OT)	19-11-5	43
36 Dec. 22	at EDM	3-7 L	19-12-5	43
37 Dec. 23	at VAN	3-4 L	19-13-5	43
38 Dec. 28	at SJS	3-3 T	19-13-6	44
39 Dec. 30	vs. EDM	7-1 W	20-13-6	46
40 Jan. 5	vs. MTL	2-5 L	20-14-6	46
41 Jan. 2	at STL	3-4 L(OT)	20-15-6	46
42 Jan. 5	at NYR	4-1 W	21-15-6	48
43 Jan. 7	at NYI	2-6 L	21-16-6	48
44 Jan. 8	at PIT	2-2 T	21-16-7	49
45 Jan. 11	vs. QUE	1-0 W	22-16-7	51
46 Jan. 15	vs. OTT	10-0 W	23-16-7	53
47 Jan. 17	at SJS	2-3 L	23-17-7	53
48 Jan. 19	at VAN	4-3 W	24-17-7	55
49 Jan. 24	vs. LAK	3-3 T	24-17-8	56
50 Jan. 26	vs. DAL	2-3 L	24-18-8	56
51 Jan. 28	vs. NJD	2-2 T	24-18-9	57
52 Jan. 29	vs. STL	3-5 L	24-19-9	57
53 Feb. 2	at ANA	4-2 W	25-19-9	59
54 Feb. 5	at LAK	5-4 W(OT)	26-19-9	61
55 Feb. 7	vs. EDM	4-3 W	27-19-9	63
56 Feb. 9	at EDM	6-1 W	28-19-9	65
57 Feb. 11	vs. HFD	4-1 W	29-19-9	67
58 Feb. 12	vs. TOR	3-2 W	30-19-9	69
59 Feb. 14	vs. CHI	2-4 L	30-20-9	69
60 Feb. 18	at DAL	2-4 L	30-21-9	69
61 Feb. 20	at WPG	5-2 W	31-21-9	71
62 Feb. 22	at VAN	4-4 T	31-21-10	72
63 Feb. 24	vs. TBL	0-4 L	31-22-10	72
64 Feb. 26	vs. LAK	4-2 W	32-22-10	74
65 Mar. 1	at DET	2-5 L	32-23-10	74
66 Mar. 3	at CHI	2-4 L	32-24-10	74
67 Mar. 5	at NJD	3-6 L	32-25-10	74
68 Mar. 6	at WSH	4-4 T	32-25-11	75
69 Mar. 9	vs. DET	1-5 L	32-26-11	75
70 Mar. 11	vs. FLA	4-2 W	33-26-11	77
71 Mar. 12	vs. SJS	2-0 W	34-26-11	79
72 Mar. 15	at TBL	7-3 W	35-26-11	81
73 Mar. 16	at FLA	1-2 L	35-27-11	81
74 Mar. 20	at TOR	6-3 W	36-27-11	83
75 Mar. 22	vs. NYR	4-4 T	36-27-12	84
76 Mar. 26	vs. PIT	5-3 W	37-27-12	86
77 Mar. 31	at PHI	4-1 W	38-27-12	88
78 Apr. 2	at DET	3-3 T	38-27-13	89
79 Apr. 3	at CHI	1-2 L	38-28-13	89
80 Apr. 6	vs. ANA	4-2 W	39-28-13	91
81 Apr. 8	vs. SJS	5-2 W	40-28-13	93
82 Apr. 9	vs. DET	4-2 W	41-28-13	95
83 Apr. 11	at ANA	3-0 W	42-28-13	97
84 Apr. 13	at LAK	4-6 L	42-29-13	97

1992-93

DATE	OPP.	RESULT	RECORD	PTS
1 Oct. 6	vs. LAK	4-5 L	0-1-0	0
2 Oct. 8	vs. EDM	7-2 W	1-1-0	2
3 Oct. 10	vs. TOR	3-2 W	2-1-0	4
4 Oct. 13	at MNS	4-3 W	3-1-0	6
5 Oct. 15	at LAK	0-4 L	3-2-0	6
6 Oct. 17	at SJS	6-2 W	4-2-0	8
7 Oct. 20	vs. LAK	6-2 W	5-2-0	10
8 Oct. 22	vs. BOS	2-4 L	5-3-0	10
9 Oct. 25	at EDM	4-0 W	6-3-0	12
10 Oct. 28	at WPG	7-5 W	7-3-0	14
11 Oct. 30	vs. WSH	1-3 L	7-4-0	14
12 Oct. 31	vs. MNS	5-3 W	8-4-0	16
13 Nov. 2	vs. VAN	5-3 W	9-4-0	18
14 Nov. 4	at VAN	5-5 T	9-4-1	19
15 Nov. 6	vs. OTT	8-4 W	10-4-1	21
16 Nov. 8	at QUE	5-5 T	10-4-2	22
17 Nov. 9	at MTL	2-5 L	10-5-2	22
18 Nov. 11	at HFD	4-3 W	11-5-2	24
19 Nov. 12	at BOS	3-5 L	11-6-2	24
20 Nov. 14	at TBL	5-3 W	12-6-2	26
21 Nov. 19	vs. VAN	4-3 W	13-6-2	28
22 Nov. 21	vs. NYI	3-4 L	13-7-2	28
23 Nov. 25	vs. SJS	3-4 L(OT)	13-8-2	28
24 Nov. 27	vs. CHI	3-2 W(OT)	14-8-2	30
25 Nov. 28	vs. TBL	2-5 L	14-9-2	30
26 Dec. 2	vs. WPG	3-3 T	14-9-3	31
27 Dec. 4	vs. STL	5-3 W	15-9-3	33
28 Dec. 7	vs. EDM	6-3 W	16-9-3	35
29 Dec. 8	at EDM	1-3 L	16-10-3	35
30 Dec. 11	at TOR	6-3 W	17-10-3	37
31 Dec. 12	at OTT	1-1 T	17-10-4	38
32 Dec. 14	at DET	3-0 W	18-10-4	40
33 Dec. 15	at NYR	3-0 W	19-10-4	42
34 Dec. 19	vs. LAK	5-3 W	20-10-4	44
35 Dec. 21	vs. EDM	3-2 W(OT)	21-10-4	46
36 Dec. 23	at WPG	4-3 W	22-10-4	48
37 Dec. 27	at EDM	7-3 W	23-10-4	50
38 Dec. 31	vs. MTL	5-3 W	24-10-4	52
39 Jan. 2	vs. PHI	7-3 W	25-10-4	54
40 Jan. 5	vs. WPG	2-4 L	25-11-4	54
41 Jan. 7	at STL	2-3 L(OT)	25-12-4	54
42 Jan. 9	at PIT	2-3 L	25-13-4	54
43 Jan. 10	at BUF	3-5 L	25-14-4	54
44 Jan. 12	at NYI	2-8 L	25-15-4	54
45 Jan. 14	at PHI	4-4 T	25-15-5	55
46 Jan. 16	at MNS	2-4 L	25-16-5	55
47 Jan. 19	vs. LAK	2-3 L(OT)	25-17-5	55
48 Jan. 22	vs. WPG	4-4 T	25-17-6	56
49 Jan. 23	vs. PIT	3-4 L	25-18-6	56
50 Jan. 26	vs. DET	1-9 L	25-19-6	56
51 Jan. 28	at LAK	2-1 W	26-19-6	58
52 Jan. 30	at SJS	5-4 W	27-19-6	60
53 Feb. 2	at WSH	6-4 W	28-19-6	62
54 Feb. 3	at NJD	5-4 W	29-19-6	64
55 Feb. 10	vs. SJS	13-1 W	30-19-6	66
56 Feb. 12	vs. QUE	4-4 T	30-19-7	67
57 Feb. 13	vs. HFD	4-3 W	31-19-7	69
58 Feb. 16	vs. PHI	4-4 T	31-19-8	70
59 Feb. 17	at TOR	2-4 L	31-20-8	70
60 Feb. 19	at DET	3-3 T	31-20-9	71
61 Feb. 21	at CHI	3-4 L	31-21-9	71
62 Feb. 23	at SJS	6-3 W	32-21-9	73
63 Feb. 26	vs. NYR	4-4 T	32-21-10	74
64 Feb. 27	vs. SJS	5-4 W	33-21-10	76
65 Mar. 2	at LAK	2-6 L	33-22-10	76
66 Mar. 4	at STL	1-2 L	33-23-10	76
67 Mar. 6	at TBL	4-7 L	33-24-10	76
68 Mar. 11	vs. DET	6-3 W	34-24-10	78
69 Mar. 13	vs. NJD	4-3 W	35-24-10	80
70 Mar. 14	vs. VAN	3-2 W	36-24-10	82
71 Mar. 16	vs. CHI	0-1 L	36-25-10	82
72 Mar. 21	at WPG	2-4 L	36-26-10	82
73 Mar. 24	vs. STL	2-4 L	36-27-10	82
74 Mar. 26	at VAN	3-1 W	37-27-10	84
75 Mar. 28	vs. TOR	0-4 L	37-28-10	84
76 Mar. 30	vs. WPG	4-5 L	37-29-10	84
77 Apr. 1	vs. MNS	5-3 W	38-29-10	86
78 Apr. 3	at SJS	3-2 W(OT)	39-29-10	88
79 Apr. 4	at SJS	4-3 W	40-29-10	90
80 Apr. 6	at LAK	3-3 T	40-29-11	91
81 Apr. 9	vs. VAN	8-1 W	41-29-11	93
82 Apr. 11	at VAN	3-6 L	41-30-11	93
83 Apr. 13	at EDM	4-2 W	42-30-11	95
84 Apr. 15	vs. SJS	7-3 W	43-30-11	97



1991-92

DATE	OPP.	RESULT	RECORD	PTS
1 Oct. 4	vs. EDM	9-2 W	1-0-0	2
2 Oct. 6	at WPG	3-5 L	1-1-0	2
3 Oct. 8	at SJS	3-4 L	1-2-0	2
4 Oct. 10	at LAK	7-1 W	2-2-0	4
5 Oct. 12	at EDM	1-3 L	2-3-0	4
6 Oct. 15	vs. MNS	6-3 W	3-3-0	6
7 Oct. 17	vs. TOR	6-4 W	4-3-0	8
8 Oct. 19	at VAN	2-5 L	4-4-0	8
9 Oct. 22	at MNS	4-2 W	5-4-0	10
10 Oct. 24	at CHI	5-2 W	6-4-0	12
11 Oct. 26	at STL	2-2 T	6-4-1	13
12 Oct. 30	vs. NJD	2-5 L	6-5-1	13
13 Nov. 1	at WPG	7-6 W(OT)	7-5-1	15
14 Nov. 4	at NYR	0-4 L	7-6-1	15
15 Nov. 6	at HFD	3-2 W	8-6-1	17
16 Nov. 7	at BOS	4-4 T	8-6-2	18
17 Nov. 9	at TOR	6-1 W	9-6-2	20
18 Nov. 12	vs. DET	4-5 L(OT)	9-7-2	20
19 Nov. 14	vs. VAN	2-2 T	9-7-3	21
20 Nov. 16	vs. BUF	4-5 L	9-8-3	21
21 Nov. 21	vs. VAN	3-2 W	10-8-3	23
22 Nov. 22	at VAN	5-6 L(OT)	10-9-3	23
23 Nov. 25	vs. WPG	3-3 T	10-9-4	24
24 Nov. 28	vs. LAK	5-3 W	11-9-4	26
25 Nov. 30	vs. SJS	1-2 L	11-10-4	26
26 Dec. 3	at DET	2-5 L	11-11-4	26
27 Dec. 5	at NJD	3-6 L	11-12-4	26
28 Dec. 7	at MTL	1-5 L	11-13-4	26
29 Dec. 8	at BUF	4-2 W	12-13-4	28
30 Dec. 10	at WSH	1-4 L	12-14-4	28
31 Dec. 14	vs. DET	3-4 L(OT)	12-15-4	28
32 Dec. 17	vs. WPG	7-4 W	13-15-4	30
33 Dec. 19	vs. QUE	5-5 T	13-15-5	31
34 Dec. 21	at WPG	2-7 L	13-16-5	31
35 Dec. 23	at EDM	3-5 L	13-17-5	31
36 Dec. 28	vs. PHI	5-1 W	14-17-5	33
37 Dec. 29	vs. LAK	6-2 W	15-17-5	35
38 Dec. 31	vs. MTL	3-2 W(OT)	16-17-5	37
39 Jan. 4	vs. EDM	2-3 L	17-17-5	37
40 Jan. 5	at EDM	3-2 W	17-18-5	39
41 Jan. 8	vs. SJS	10-3 W	18-18-5	41
42 Jan. 10	vs. PIT	7-5 W	19-18-5	43
43 Jan. 13	at MTL	2-2 T	19-18-6	44
44 Jan. 14	at QUE	5-3 W	20-18-6	45
45 Jan. 16	at NYR	4-6 L	20-19-6	45
46 Jan. 22	vs. NYR	4-4 T	20-19-7	46
47 Jan. 24	at SJS	3-2 W	21-19-7	48
48 Jan. 25	at LAK	3-4 L	21-20-7	48
49 Jan. 27	vs. CHI	3-4 L(OT)	21-21-7	48
50 Jan. 30	at BOS	1-3 L	21-22-7	49
51 Feb. 1	at WSH	2-5 L	21-23-7	49
52 Feb. 2	at NYI	3-6 L	21-24-7	49
53 Feb. 5	vs. QUE	5-3 W	22-24-7	51
54 Feb. 7	at WPG	1-4 L	22-25-7	51
55 Feb. 7	vs. NYI	1-3 L	22-26-7	51
56 Feb. 13	vs. WSH	4-4 T	22-26-8	52
57 Feb. 15	at STL	2-7 L	22-27-8	52
58 Feb. 16	at CHI	5-5 T	22-27-9	53
59 Feb. 19	vs. BOS	6-4 W	23-28-9	55
60 Feb. 21	vs. LAK	9-7 W	24-27-9	57
61 Feb. 23	at SJS	4-2 W	25-27-9	59
62 Feb. 25	vs. BUF	3-5 L	25-28-9	59
63 Feb. 27	vs. PHI	0-3 L	25-29-9	59
64 Mar. 1	at VAN	0-11 L	25-30-9	59
65 Mar. 3	vs. PIT	3-6 L	25-31-9	59
66 Mar. 5	vs. TOR	5-5 T	25-31-10	60
67 Mar. 7	vs. STL	5-1 W	26-31-10	62
68 Mar. 10	at PIT	2-5 L	26-32-10	62
69 Mar. 12	at PHI	4-5 L(OT)	26-33-10	62
70 Mar. 14	vs. VAN	4-6 L	26-34-10	62
71 Mar. 16	vs. HFD	3-4 L	26-35-10	62
72 Mar. 19	vs. SJS	3-1 W	27-35-10	64
73 Mar. 21	at LAK	2-5 L	27-36-10	64
74 Mar. 24	vs. EDM	4-4 T	27-36-11	65
75 Mar. 26	vs. LAK	7-2 W	28-36-11	67
76 Mar. 28	vs. MNS	4-3 W	29-36-11	69
77 Mar. 31	vs. EDM	5-2 W	30-36-11	71
78 Apr. 12	vs. WPG	3-4 L	30-37-11	73
79 Apr. 15	at SJS	4-3 W	31-37-11	75
80 Apr. 16	at VAN	4-4 T	31-37-12	74

1990-91

DATE	OPP.	RESULT	RECORD	PTS
1 Oct. 4	vs. VAN	3-2W(OT)	1-0-0	2
2 Oct. 6	vs. TOR	4-1 W	2-0-0	4
3 Oct. 8	at WPG	4-3 W	3-0-0	6
4 Oct. 10	at DET	5-6 L(OT)	3-1-0	6
5 Oct. 13	at NJD	3-5 L	3-2-0	6
6 Oct. 14	at CHI	3-1 W	4-2-0	8
7 Oct. 18	vs. STL	3-4 L	4-3-0	8
8 Oct. 20	vs. BOS	8-1 W	5-3-0	10
9 Oct. 21	at EDM	2-1 W	6-3-0	12
10 Oct. 23	at LAK	4-6 L	6-4-0	12
11 Oct. 25	vs. EDM	4-2 W	7-4-0	14
12 Oct. 27	vs. WSH	9-4 W	8-4-0	16
13 Oct. 30	vs. NJD	6-3 W	9-4-0	18
14 Nov. 1	vs. WPG	2-1 W	10-4-0	20
15 Nov. 3	at TOR	7-3 W	11-4-0	22
16 Nov. 4	at BUF	1-2 L	11-5-0	22
17 Nov. 6	at PIT	5-6 L	11-6-0	22
18 Nov. 8	at PHI	8-2 W	12-6-0	24
19 Nov. 10	at NYI	1-5 L	12-7-0	24
20 Nov. 11	at NYR	4-4 T	12-7-1	25
21 Nov. 15	vs. NYI	3-4 L(OT)	12-8-1	25
22 Nov. 17	vs. BUF	3-3 T	12-8-2	26
23 Nov. 19	at VAN	6-4 W	13-8-2	28
24 Nov. 22	vs. LAK	6-3 W	14-8-2	30
25 Nov. 24	vs. CHI	3-5 L	14-9-2	30
26 Nov. 28	at WPG	2-2 T	14-9-3	31
27 Dec. 1	at MTL	5-3 W	15-9-3	33
28 Dec. 2	at QUE	5-5 T	15-9-4	34
29 Dec. 5	vs. NYR	4-1 W	16-9-4	36
30 Dec. 7	vs. QUE	3-5 L	16-10-4	36
31 Dec. 9	at EDM	3-2 W	17-10-4	38
32 Dec. 11	at MNS	5-4 W	18-10-4	40
33 Dec. 13	at WPG	4-1 W	19-10-4	42
34 Dec. 16	at VAN	5-2 W	20-10-4	44
35 Dec. 18	vs. VAN	2-3 L	20-11-4	44
36 Dec. 20	vs. LAK	3-4 L(OT)	20-12-4	44
37 Dec. 22	vs. EDM	2-6 L	20-13-4	44
38 Dec. 27	at EDM	1-4 L	20-14-4	44
39 Dec. 29	vs. HFD	8-2 W	21-14-4	46
40 Dec. 31	vs. MTL	7-2 W	22-14-4	48
41 Jan. 2	at WPG	3-3 T	22-14-5	49
42 Jan. 5	vs. DET	7-0 W	23-14-5	51
43 Jan. 8	at TOR	5-3 W	24-14-5	53
44 Jan. 10	at PIT	1-5 L	24-15-5	53
45 Jan. 11	at WSH	2-4 L	24-16-5	53
46 Jan. 13	at WPG	3-4 L	24-17-5	53
47 Jan. 15	vs. WPG	7-5 W	25-17-5	55
48 Jan. 22	at PHI	3-4 L	25-18-5	55
49 Jan. 23	at HFD	4-5 L	25-19-5	55
50 Jan. 26	at BOS	2-5 L	25-20-5	55
51 Jan. 27	at BUF	5-4 W	26-20-5	57
52 Jan. 30	vs. NYR	5-1 W	27-20-5	59
53 Feb. 2	vs. CHI	3-1 W	28-20-5	61
54 Feb. 5	at NJD	1-2 L	28-21-5	61
55 Feb. 7	at BOS	4-1 W	29-21-5	63
56 Feb. 9	at HFD	5-2 W	30-21-5	65
57 Feb. 12	at LAK	4-4 T	30-21-6	66
58 Feb. 15	vs. WSH	8-2 W	31-21-6	68
59 Feb. 17	vs. STL	7-4 W	32-21-6	70
60 Feb. 19	vs. DET	4-4 T	32-21-7	71
61 Feb. 21	vs. VAN	6-4 W	33-21-7	73
62 Feb. 23	vs. QUE	10-8 W	34-21-7	75
63 Feb. 25	at VAN	2-4 L	34-22-7	75
64 Feb. 27	vs. EDM	4-2 W	35-22-7	77
65 Mar. 1	vs. PIT	6-2 W	36-22-7	79
66 Mar. 2	vs. MNS	5-1 W	37-22-7	81
67 Mar. 4	vs. MTL	3-2 W(OT)	38-22-7	83
68 Mar. 7	vs. PHI	4-2 W	39-22-7	85
69 Mar. 9	at STL	8-4 W	40-22-7	87
70 Mar. 10	at MNS	3-7 L	40-23-7	87
71 Mar. 12	vs. WPG	5-3 W	41-23-7	89
72 Mar. 14	vs. NYI	4-2 W	42-23-7	91
73 Mar. 16	vs. LAK	3-4 L	42-24-7	91
74 Mar. 18	vs. WPG	4-3 W(OT)	43-24-7	93
75 Mar. 20	at VAN	3-2 W	44-24-7	95
76 Mar. 23	at LAK	4-8 L	44-25-7	95
77 Mar. 26	vs. VAN	7-2 W	45-25-7	97
78 Mar. 28	vs. EDM	4-4 T	45-25-8	98
79 Mar. 29	at EDM	5-6 L(OT)	45-26-8	98
80 Mar. 31	vs. LAK	5-3 W	46-26-8	100

1989-90

DATE	OPP.	RESULT	RECORD	PTS
1 Oct. 5	vs. DET	10-7 W	1-0-0	2
2 Oct. 7	vs. NYI	6-3 W	2-0-0	4
3 Oct. 10	at NJD	4-2 W	3-0-0	6
4 Oct. 11	at NYR	4-5 L	3-1-0	6
5 Oct. 14	at WSH	4-4 T	3-1-1	7
6 Oct. 15	at PHI	3-2 W	4-1-1	9
7 Oct. 17	at QUE	8-8 T	4-1-2	10
8 Oct. 18	at MTL	1-2 L	4-2-2	10
9 Oct. 21	vs. BOS	5-2 W	5-2-2	12
10 Oct. 23	vs. WSH	3-3 T	5-2-3	13
11 Oct. 25	at LAK	5-0 W	6-2-3	15
12 Oct. 27	vs. VAN	5-5 T	6-2-4	16
13 Oct. 28	at VAN	3-4 L	6-3-4	16
14 Nov. 1	vs. WPG	5-3 W	7-3-4	18
15 Nov. 3	at EDM	2-5 L	7-4-4	18
16 Nov. 4	vs. NJD	7-3 W	8-4-4	20
17 Nov. 6	vs. EDM	5-1 W	9-4-4	22
18 Nov. 8	at LAK	5-4 W	10-4-4	24
19 Nov. 11	at MNS	2-3 L(OT)	10-5-4	24
20 Nov. 12	at WPG	2-3 L	10-6-4	24
21 Nov. 14	vs. LAK	6-8 L	10-7-4	24
22 Nov. 16	vs. BUF	4-4 T	10-7-5	25
23 Nov. 18	vs. CHI	4-4 T	10-7-6	26
24 Nov. 20	at MTL	2-3 L	10-8-6	26
25 Nov. 21	at QUE	4-4 T	10-8-7	27
26 Nov. 24	at DET	2-3 L	10-9-7	27
27 Nov. 25	at STL	3-3 T	10-9-8	28
28 Nov. 30	vs. TOR	5-2 W	11-9-8	30
29 Dec. 2	vs. MNS	7-4 W	12-9-8	32
30 Dec. 6	vs. WPG	3-4 L	12-10-8	32
31 Dec. 10	at WPG	1-4 L	12-11-8	32
32 Dec. 11	at EDM	3-3 T	12-11-9	33
33 Dec. 14	vs. QUE	8-2 W	13-11-9	35
34 Dec. 16	vs. PIT	4-3 W	14-11-9	37
35 Dec. 19	at VAN	2-1 W(OT)	15-11-9	39
36 Dec. 20	vs. VAN	2-1 W(OT)	16-11-9	41
37 Dec. 23	at EDM	1-2 L	16-12-9	41
38 Dec. 27	at LAK	5-5 T	16-12-10	42
39 Dec. 29	vs. WPG	1-2 L(OT)	16-13-10	42
40 Dec. 30	vs. MTL	5-3 W	17-13-10	44
41 Jan. 2	vs. PHI	4-4 T	17-13-11	45
42 Jan. 5	vs. HFD	6-4 W	18-13-11	47
43 Jan. 7	at EDM	3-1 W	19-13-11	49
44 Jan. 9	vs. EDM	2-3 L(OT)	19-14-11	49
45 Jan. 11	vs. BUF	5-3 W	20-14-11	51
46 Jan. 13	at TOR	5-6 L	20-15-11	51
47 Jan. 14	at CHI	6-5 L	21-15-11	53
48 Jan. 16	at STL	5-2 W	22-15-11	55
49 Jan. 18	at BOS	2-2 T	22-15-12	56
50 Jan. 19	at HFD	3-3 T	22-15-13	57
51 Jan. 25	vs. NYR	8-5 W	23-15-13	59
52 Jan. 27	vs. MNS	3-1 W	24-15-13	61
53 Jan. 30	at VAN	7-2 W	25-15-13	63
54 Feb. 1	vs. VAN	4-3 W(OT)	26-15-13	65
55 Feb. 3	at LAK	3-4 L	26-16-13	65
56 Feb. 6	vs. LAK	3-5 L	26-17-13	65
57 Feb. 10	at DET	5-7 L	26-18-13	65
58 Feb. 11	at NYR	5-2 W	27-18-13	67
59 Feb. 13	at NYI	4-2 W	28-18-13	69
60 Feb. 15	at CHI	4-1 W	29-18-13	71
61 Feb. 18	at WPG	1-5 L	29-19-13	71
62 Feb. 20	vs. BOS	3-5 L	29-20-13	71
63 Feb. 22	vs. TOR	12-2 W	30-20-13	73
64 Feb. 25	vs. EDM	10-4 W	31-20-13	75
65 Mar. 1	vs. PHI	2-4 L	31-21-13	75
66 Mar. 3	vs. VAN	5-1 W	32-21-13	77
67 Mar. 5	vs. LAK	5-0 W	33-21-13	79
68 Mar. 7	vs. PIT	6-3 W	34-21-13	81

1988-89

DATE	OPP.	RESULT	RECORD	PTS
1 Oct 6	vs. NYI	4-4 T	0-0-1	1
2 Oct 8	at LAK	5-6 L(OT)	0-1-1	1
3 Oct 10	vs. DET	5-2 W	1-1-1	3
4 Oct 14	vs. EDM	6-1 W	2-1-1	5
5 Oct 17	vs. LAK	11-4 W	3-1-1	7
6 Oct 19	vs. MNS	2-1 W	4-1-1	9
7 Oct 22	at TOR	3-3 T	4-1-2	10
8 Oct 23	at PHI	5-4 W(OT)	5-1-2	12
9 Oct 25	at PIT	1-6 L	5-2-3	12
10 Oct 28	vs. WSH	2-2 T	5-2-3	13
11 Oct 30	at VAN	1-2 L	5-3-3	13
12 Oct 31	vs. CHI	6-3 W	6-3-3	15
13 Nov 3	vs. STL	6-1 W	7-3-3	17
14 Nov 5	vs. BUF	9-0 W	8-3-3	19
15 Nov 7	vs. HFD	6-3 W	9-3-3	21
16 Nov 9	at BUF	2-3 L	9-4-3	21
17 Nov 10	at PHI	3-2 W(OT)	10-4-3	23
18 Nov 12	at BOS	2-1 W	11-4-3	25
19 Nov 15	at NYI	5-1 W	12-4-3	27
20 Nov 17	at NJD	5-3 W	13-4-3	29
21 Nov 19	at HFD	5-2 W	14-4-3	31
22 Nov 23	vs. NJD	3-2 W	15-4-3	33
23 Nov 26	vs. LAK	4-1 W	16-4-3	35
24 Nov 29	vs. VAN	3-3 T	16-4-4	36
25 Dec 1	vs. NYR	6-3 W	17-4-4	38
26 Dec 2	at EDM	7-4 W	18-4-4	40
27 Dec 4	at WPG	6-3 W	19-4-4	42
28 Dec 6	vs. QUE	3-2 W	20-4-4	44
29 Dec 8	vs. EDM	5-3 W	21-4-4	46
30 Dec 10	at HFD	1-4 L	21-5-4	46
31 Dec 12	at TOR	4-4 T	21-5-5	47
32 Dec 15	vs. VAN	2-0 W	22-5-5	49
33 Dec 16	vs. VAN	5-3 W	23-5-5	51
34 Dec 20	at LAK	3-7 L	23-6-5	51
35 Dec 23	at EDM	1-4 L	23-7-5	51
36 Dec 26	at VAN	3-2 W(OT)	24-7-5	53
37 Dec 29	vs. MTL	3-4 L	24-8-5	53
38 Dec 31	vs. WPG	4-4 T	24-8-6	54
39 Jan 3	vs. QUE	5-1 W	25-8-6	56
40 Jan 5	vs. LAK	8-6 W	26-8-6	58
41 Jan 7	vs. EDM	7-2 W	27-8-6	60
42 Jan 8	at EDM	0-6 L	27-9-6	60
43 Jan 11	vs. WPG	8-3 W	28-9-6	62
44 Jan 14	at MNS	1-1 T	28-9-7	63
45 Jan 15	at BUF	2-3 L	28-10-7	63
46 Jan 17	at DET	7-1 W	29-10-7	65
47 Jan 19	at BOS	7-2 W	30-10-7	67
48 Jan 21	at QUE	3-4 L	30-11-7	67
49 Jan 23	at MTL	3-1 W	31-11-7	69
50 Jan 26	vs. NYR	5-3 W	32-11-7	71
51 Jan 28	vs. CHI	5-4 W(OT)	33-11-7	73
52 Jan 29	at VAN	4-4 T	33-11-8	74
53 Jan 31	at LAK	8-5 W	34-11-8	76
54 Feb 2	vs. DET	3-2 W(OT)	35-11-8	78
55 Feb 4	vs. VAN	5-2 W	36-11-8	80
56 Feb 5	vs. VAN	5-4 W	37-11-8	82
57 Feb 9	at STL	5-3 W	38-11-8	84
58 Feb 11	at WSH	2-1 W	39-11-8	86
59 Feb 12	at PIT	4-2 W	40-11-8	88
60 Feb 15	at WPG	6-1 W	41-11-8	90
61 Feb 18	vs. BOS	3-4 L	41-12-8	90
62 Feb 20	vs. WSH	6-2 W	42-12-8	92
63 Feb 22	vs. TOR	3-4 L(OT)	42-13-8	92
64 Feb 24	vs. STL	4-3 W	43-13-8	94
65 Feb 26	at WPG	0-1 L	43-14-8	94
66 Feb 27	vs. PHI	6-3 W	44-14-8	96
67 Mar 2	vs. MTL	2-3 L	44-15-8	96
68 Mar 7	vs. WPG	9-5 W	45-15-8	98
69 Mar 9	vs. PIT	10-3 W	46-15-8	100
70 Mar 11	at EDM	5-5 T	46-15-9	101
71 Mar 13	at NYR	3-4 L	46-16-9	101
72 Mar 14	at NJD	5-1 W	47-16-9	103
73 Mar 18	at LAK	9-3 W	48-16-9	105
74 Mar 21	vs. NYI	4-1 W	49-16-9	107
75 Mar 23	vs. LAK	4-2 W	50-16-9	109
76 Mar 24	at WPG	3-4 L(OT)	50-17-9	109
77 Mar 26	at CHI	7-5 W	51-17-9	111
78 Mar 27	at MNS	3-2 W	52-17-9	113
79 Mar 31	vs. WPG	4-1 W	53-17-9	115
80 Apr 2	vs. EDM	4-2 W	54-17-9	117

1987-88

DATE	OPP.	RESULT	RECORD	PTS
1 Oct 8	vs. DET	5-1 W	1-0-0	2
2 Oct 10	vs. WPG	1-5 L	1-1-0	2
3 Oct 12	at WPG	2-3 L	1-2-0	2
4 Oct 14	at EDM	5-4 W	2-2-0	4
5 Oct 16	vs. EDM	2-5 L	2-3-0	4
6 Oct 18	vs. BOS	5-6 L(OT)	2-4-0	4
7 Oct 20	at NYI	4-5 L	2-5-0	4
8 Oct 21	at NYR	5-4 W	3-5-0	6
9 Oct 24	at QUE	7-5 W	4-5-0	8
10 Oct 26	at MTL	5-3 W	5-5-0	10
11 Oct 30	at VAN	3-3 T	5-5-1	11
12 Nov 3	vs. NYR	5-3 W	6-5-1	13
13 Nov 5	vs. EDM	4-4 T	6-5-2	14
14 Nov 8	vs. BUF	3-6 L	6-6-2	14
15 Nov 10	at WPG	3-4 L	6-7-2	14
16 Nov 11	at MNS	4-3 W	7-7-2	16
17 Nov 13	vs. LAK	10-7 W	8-7-2	18
18 Nov 15	vs. VAN	8-4 W	9-7-2	20
19 Nov 17	vs. BOS	3-6 L	9-8-2	20
20 Nov 19	vs. QUE	9-1 W	10-8-2	22
21 Nov 21	vs. PIT	4-4 T	10-8-3	23
22 Nov 23	vs. NJD	9-2 W	11-8-3	25
23 Nov 25	at VAN	4-2 W	12-8-3	27
24 Nov 28	at LAK	8-4 W	13-8-3	29
25 Nov 30	vs. CHI	4-0 W	14-8-3	31
26 Dec 3	vs. TOR	5-3 W	15-8-3	33
27 Dec 5	vs. MNS	4-4 T	15-8-4	34
28 Dec 8	at WSH	5-4 W	16-8-4	36
29 Dec 9	at PIT	2-5 L	16-9-4	36
30 Dec 11	at NJD	5-1 W	17-9-4	38
31 Dec 13	at BUF	7-1 W	18-9-4	40
32 Dec 16	vs. WPG	5-4 W	19-9-4	42
33 Dec 19	at LAK	4-1 W	20-9-4	44
34 Dec 20	vs. LAK	3-6 L	20-10-4	44
35 Dec 22	vs. HFD	6-5 W(OT)	21-10-4	46
36 Dec 26	vs. EDM	4-5 L	21-11-4	46
37 Dec 28	vs. MTL	9-3 W	22-11-4	48
38 Dec 31	vs. PHI	5-4 W	23-11-4	50
39 Jan 2	at STL	3-5 L	23-11-4	50
40 Jan 3	at CHI	5-3 W	24-12-4	52
41 Jan 6	vs. WPG	6-1 W	25-12-4	54
42 Jan 8	vs. NYI	7-4 W	26-12-4	56
43 Jan 10	vs. WSH	8-2 W	27-12-4	58
44 Jan 13	at EDM	3-5 L	27-13-4	58
45 Jan 15	at VAN	4-4 T	27-13-5	59
46 Jan 19	vs. VAN	7-5 W	28-13-5	61
47 Jan 21	vs. LAK	4-5 L(OT)	28-14-5	61
48 Jan 23	at DET	4-4 T	28-14-6	62
49 Jan 25	at TOR	11-3 W	29-14-6	64
50 Jan 27	vs. HFD	5-1 W	30-14-6	66
51 Jan 29	at EDM	5-4 W	31-14-6	68
52 Jan 30	vs. VAN	4-3 W	32-14-6	70
53 Feb 1	vs. NYI	4-5 L	32-15-6	70
54 Feb 3	at WPG	0-9 L	32-16-6	70
55 Feb 5	at DET	1-5 L	32-17-6	70
56 Feb 7	at LAK	5-2 W	33-17-6	72
57 Feb 12	at PHI	3-2 W	34-17-6	74
58 Feb 14	at WSH	4-5 L(OT)	34-18-6	74
59 Feb 16	at NYI	3-9 L	34-19-6	74
60 Feb 17	at NYR	3-5 L	34-20-6	74
61 Feb 20	at STL	6-3 W	35-20-6	76
62 Feb 21	at CHI	3-3 T	35-20-7	77
63 Feb 26	at VAN	5-3 W	36-20-7	79
64 Feb 28	at EDM	3-2 W	37-20-7	81
65 Mar 3	vs. PHI	6-3 W	38-20-7	83
66 Mar 5	vs. EDM	7-4 W	39-20-7	85
67 Mar 7	vs. PIT	4-5 L	39-21-7	85
68 Mar 9	at WPG	6-6 T	39-21-8	86
69 Mar 10	vs. WPG	5-3 W	40-21-8	88
70 Mar 12	vs. HFD	10-4 W	41-21-8	90
71 Mar 15	at BUF	8-6 W	42-21-8	92
72 Mar 17	at BOS	7-5 W	43-21-8	94
73 Mar 19	at QUE	5-4 W(OT)	44-21-8	96
74 Mar 21	at MTL	3-3 T	44-21-9	97
75 Mar 24	vs. TOR	7-1 W	45-21-9	99
76 Mar 26	vs. VAN	6-1 W	46-21-9	101
77 Mar 28	vs. STL	7-2 W	47-21-9	103
78 Mar 30	at LAK	7-9 L	47-22-9	103
79 Apr 1	vs. LAK	3-6 L	47-23-9	103
80 Apr 3	vs. MNS	4-1 W	48-23-9	105

1986-87

DATE	OPP.	RESULT	RECORD	PTS
1 Oct 9	at BOS	5-3 W	1-0-0	2
2 Oct 11	at HFD	5-6 L	1-1-0	2
3 Oct 12	at BUF	4-2 W	2-1-0	4
4 Oct 16	vs. QUE	2-4 L	2-2-0	4
5 Oct 18	vs. DET	3-5 L	2-3-0	4
6 Oct 22	vs. EDM	6-3 W	3-3-0	6
7 Oct 24	at WPG	2-5 L	3-4-0	6
8 Oct 26	vs. BOS	0-6 L	3-5-0	6
9 Oct 28	at MNS	4-7 L	3-6-0	6
10 Oct 29	at WPG	2-6 L	3-7-0	6
11 Nov 1	vs. WSH	4-1 W	4-7-0	8
12 Nov 3	vs. LAK	4-2 W	5-7-0	10
13 Nov 5	at EDM	3-1 W	6-7-0	12
14 Nov 7	vs. EDM	6-4 W	7-7-0	14
15 Nov 9	vs. MTL	3-0 W	8-7-0	16
16 Nov 11	vs. VAN	5-3 W	9-7-0	18
17 Nov 13	vs. HFD	4-3 W	10-7-0	20
18 Nov 15	at LAK	1-4 L	10-8-0	20
19 Nov 18	at VAN	0-5 L	10-9-0	20
20 Nov 20	vs. PIT	2-5 L	10-10-0	20
21 Nov 22	vs. NYR	8-5 W	11-10-0	22
22 Nov 24	vs. EDM	6-5 W	12-10-0	24
23 Nov 27	vs. WPG	3-4 L	12-11-0	24
24 Nov 29	vs. CHI	5-4 W	13-11-0	26
25 Dec 2	vs. NYI	3-3 T	13-11-1	27
26 Dec 4	vs. CHI	4-1 W	14-11-1	29
27 Dec 6	at QUE	3-2 W	15-11-1	31
28 Dec 8	at MTL	3-5 L	15-12-1	31
29 Dec 10	at PIT	6-4 W	16-12-1	33
30 Dec 11	at PHI	3-5 L	16-13-1	33
31 Dec 13	at LAK	6-3 W	17-13-1	35
32 Dec 16	vs. DET	8-3 W	18-13-1	37
33 Dec 18	vs. QUE	6-2 W	19-13-1	39
34 Dec 20	at VAN	5-3 W	20-13-1	41
35 Dec 22	vs. LAK	3-5 L	20-14-1	41
36 Dec 28	at BUF	4-1 W	21-14-1	43
37 Dec 30	at NJD	3-5 W	22-14-1	45
38 Dec 31	at DET	4-6 L	22-15-1	45
39 Jan 3	at STL	4-7 L	22-16-1	45
40 Jan 4	at CHI	4-1 W	23-16-1	47
41 Jan 6	vs. LAK	5-4 W	24-16-1	49
42 Jan 10	vs. STL	5-2 W	25-16-1	51
43 Jan 11	at EDM	3-5 L	25-17-1	51
44 Jan 14	vs. NYR	5-8 W	25-18-1	51
45 Jan 16	at VAN	5-9 L	25-19-1	51
46 Jan 17	vs. VAN	3-4 L	25-20-1	51
47 Jan 20	at NYI	3-1 W	26-20-1	53
48 Jan 22	at NJD	5-7 L	26-21-1	53
49 Jan 24	at BOS	3-5 L	26-22-1	53
50 Jan 26	at TOR	6-5 W(OT)	27-22-1	55
51 Jan 29	vs. MNS	3-3 T	27-22-2	56
52 Jan 31	vs. NYI	5-3 W	28-22-2	58
53 Feb 3	vs. WPG	2-4 L	28-23-2	58
54 Feb 5	vs. STL	1-2 L	28-24-2	58
55 Feb 7	vs. NYI	4-1 W	29-24-2	60
56 Feb 8	at VAN	3-2 W	30-24-2	62
57 Feb 14	at MNS	3-2 W	31-24-2	64
58 Feb 16	at PHI	5-0 W	32-24-2	66
59 Feb 17	at PIT	3-1 W	33-24-2	68
60 Feb 20	vs. TOR	7-2 W	34-24-2	70
61 Feb 22	vs. WSH	2-5 L	34-25-2	70
62 Feb 24	vs. VAN	2-0 W	35-25-2	72
63 Feb 26	vs. PHI	4-3 W	36-25-2	74
64 Feb 28	vs. WPG	5-3 W	37-25-2	76
65 Mar 1	at WPG	3-6 L	37-26-2	76
66 Mar 3	vs. MTL	2-4 L	37-27-2	76
67 Mar 5	vs. LAK	7-2 W	38-27-2	78
68 Mar 8	at WSH	7-4 W	39-27-2	80
69 Mar 10	at NYR	6-3 W	40-27-2	82
70 Mar 11	at HFD	6-1 W	41-27-2	84
71 Mar 14	at TOR	4-6 L	41-28-2	84
72 Mar 17	vs. BUF	6-2 W	42-28-2	86
73 Mar 19	vs. EDM	5-4 W	43-28-2	88
74 Mar 20	at EDM	6-3 W</		

1985-86

DATE	OPP.	RESULT	RECORD	PTS
1 Oct. 11	vs. WPG	8-3 W	1-0-0	2
2 Oct. 13	at LAK	9-2 W	2-0-0	4
3 Oct. 16	vs. STL	1-2 L	2-1-0	4
4 Oct. 19	vs. BOS	3-6 L	2-2-0	4
5 Oct. 20	at WPG	5-8 L	2-3-0	4
6 Oct. 23	vs. WSH	4-2 W	3-3-0	6
7 Oct. 25	at EDM	3-5 L	3-4-0	6
8 Oct. 26	vs. DET	7-4 W	4-4-0	8
9 Oct. 28	vs. EDM	4-6 L	4-5-0	8
10 Oct. 30	vs. BUF	4-2 W	5-5-0	10
11 Nov. 2	vs. TOR	4-2 W	6-5-0	12
12 Nov. 5	at NYI	4-4 T	6-5-1	13
13 Nov. 6	at NJD	5-2 W	7-5-1	15
14 Nov. 9	at WSH	5-4 W	8-5-1	17
15 Nov. 10	at BUF	1-5 L	8-6-1	17
16 Nov. 13	vs. WPG	3-3 T	8-6-2	18
17 Nov. 16	vs. NJD	7-2 W	9-6-2	20
18 Nov. 17	at WPG	5-4 W	10-6-2	22
19 Nov. 19	vs. MNS	3-3 T	10-6-3	23
20 Nov. 23	at MTL	3-4 L	10-7-3	23
21 Nov. 26	at QUE	3-1 W	11-7-3	25
22 Nov. 27	at NYR	5-2 W	12-7-3	27
23 Nov. 30	vs. NYI	4-3 W	13-7-3	29
24 Dec. 1	at EDM	3-5 L	13-8-3	29
25 Dec. 4	vs. HFD	8-5 W	14-8-3	31
26 Dec. 6	vs. CHI	5-2 W	15-8-3	33
27 Dec. 10	vs. LAK	6-5 W	16-8-3	35
28 Dec. 12	vs. LAK	5-0 W	17-8-3	37
29 Dec. 14	at VAN	3-4 L	17-9-3	37
30 Dec. 17	at PIT	3-4 L	17-10-3	37
31 Dec. 18	at HFD	3-4 L	17-11-3	37
32 Dec. 20	at STL	2-5 L	17-12-3	37
33 Dec. 22	at CHI	4-5 L(OT)	17-13-3	37
34 Dec. 28	vs. PHI	5-6 L	17-14-3	37
35 Dec. 31	at MNS	3-6 L	17-15-3	37
36 Jan. 2	vs. EDM	3-4 L	17-16-3	37
37 Jan. 4	vs. MTL	5-6 L	17-17-3	37
38 Jan. 5	at EDM	3-6 L	17-18-3	37
39 Jan. 7	vs. HFD	1-9 L	17-19-3	37
40 Jan. 9	vs. VAN	5-4 W(OT)	18-19-3	39
41 Jan. 12	at PHI	0-3 L	18-20-3	39
42 Jan. 14	at WSH	4-3 W	19-20-3	41
43 Jan. 16	at BOS	2-3 L	19-21-3	41
44 Jan. 18	at DET	7-4 W	20-21-3	43
45 Jan. 19	at TOR	9-5 W	21-21-3	45
46 Jan. 22	vs. NJD	6-6 T	21-21-4	46
47 Jan. 25	vs. PIT	5-2 W	22-21-4	48
48 Jan. 27	vs. LAK	6-3 W	23-21-4	50
49 Jan. 29	at VAN	4-4 T	23-21-5	51
50 Jan. 31	at EDM	4-7 L	23-22-5	51
51 Feb. 1	vs. EDM	4-4 T	23-22-6	52
52 Feb. 6	vs. LAK	7-2 W	24-22-6	54
53 Feb. 9	at LAK	7-3 W	25-22-6	56
54 Feb. 12	vs. WPG	4-2 W	26-22-6	58
55 Feb. 14	vs. BUF	3-3 T	26-22-7	59
56 Feb. 16	vs. QUE	3-6 L	26-23-7	59
57 Feb. 18	vs. BOS	7-4 W	27-23-7	61
58 Feb. 20	vs. TOR	6-7 L(OT)	27-24-7	61
59 Feb. 21	at VAN	4-0 W	28-24-7	63
60 Feb. 23	at CHI	2-6 L	28-25-7	63
61 Feb. 25	at STL	4-1 W	29-25-7	65
62 Feb. 27	vs. PHI	7-4 W	30-25-7	67
63 Mar. 1	vs. VAN	3-2 W	31-25-7	69
64 Mar. 2	at LAK	5-1 W	32-25-7	71
65 Mar. 4	vs. PIT	6-3 W	33-25-7	73
66 Mar. 6	vs. NYR	2-5 L	33-26-7	73
67 Mar. 9	at DET	3-3 T	33-26-8	74
68 Mar. 11	at NYI	4-8 L	33-27-8	74
69 Mar. 12	at NYR	3-2 W	34-27-8	76
70 Mar. 14	at QUE	2-6 L	34-28-8	76
71 Mar. 15	at MTL	5-3 W	35-28-8	78
72 Mar. 19	vs. MNS	5-6 L	35-29-8	78
73 Mar. 21	vs. VAN	5-5 T	35-29-9	79
74 Mar. 23	at WPG	7-4 W	36-29-9	81
75 Mar. 26	at LAK	3-7 L	36-30-9	81
76 Mar. 28	vs. WPG	6-3 W	37-30-9	83
77 Mar. 30	at VAN	2-4 L	37-31-9	83
78 Apr. 1	vs. VAN	6-5 W	38-31-9	85
79 Apr. 4	vs. EDM	9-3 W	39-31-9	87
80 Apr. 6	at WPG	6-4 W	40-31-9	89

1984-85

DATE	OPP.	RESULT	RECORD	PTS
1 Oct. 11	vs. STL	2-4 L	0-1-0	0
2 Oct. 13	vs. QUE	7-2 W	1-1-0	2
3 Oct. 14	at VAN	7-5 W	2-1-0	4
4 Oct. 17	vs. WPG	7-4 W	3-1-0	6
5 Oct. 19	vs. BOS	8-2 W	4-1-0	8
6 Oct. 21	at EDM	4-6 L	4-2-0	8
7 Oct. 23	vs. HFD	9-4 W	5-2-0	10
8 Oct. 25	vs. WSH	5-3 W	6-2-0	12
9 Oct. 27	at TOR	5-3 W	7-2-0	14
10 Oct. 28	at BUF	2-6 L	7-3-0	14
11 Oct. 31	at WSH	3-4 L(OT)	7-4-0	14
12 Nov. 1	at DET	9-5 W	8-4-0	16
13 Nov. 4	at STL	2-5 L	8-5-0	16
14 Nov. 7	vs. CHI	3-5 L	8-6-0	16
15 Nov. 10	vs. MTL	3-3 T	8-6-1	16
16 Nov. 13	vs. DET	5-4 W(OT)	9-6-1	19
17 Nov. 15	vs. EDM	6-2 W	10-6-1	21
18 Nov. 16	at WPG	6-2 W	11-6-1	23
19 Nov. 19	at LAK	4-5 L	11-7-1	23
20 Nov. 21	vs. VAN	6-4 W	12-7-1	25
21 Nov. 23	vs. STL	1-3 L	12-8-1	25
22 Nov. 25	at VAN	4-2 W	13-8-1	27
23 Nov. 28	vs. NYI	5-2 W	14-8-1	29
24 Dec. 1	at MNS	8-4 W	15-8-1	31
25 Dec. 1	at WPG	6-8 L	15-9-1	31
26 Dec. 5	at NYR	4-4 T	15-9-2	32
27 Dec. 7	at NJD	3-3 T	15-9-3	33
28 Dec. 8	at PIT	4-6 L	15-10-3	33
29 Dec. 12	vs. WPG	9-2 W	16-10-3	35
30 Dec. 15	at LAK	5-6 L	16-11-3	35
31 Dec. 18	vs. LAK	3-6 L	16-12-3	35
32 Dec. 20	vs. VAN	9-1 W	17-12-3	37
33 Dec. 22	at EDM	1-7 L	17-13-3	37
34 Dec. 23	at VAN	5-4 W	18-13-3	39
35 Dec. 26	vs. EDM	5-6 L	18-14-3	39
36 Dec. 28	at DET	3-4 L	18-15-3	39
37 Dec. 30	at CHI	5-2 W	19-15-3	41
38 Jan. 1	at WPG	5-3 W	20-15-3	43
39 Jan. 3	vs. PHI	4-3 W	21-15-3	45
40 Jan. 5	vs. MNS	4-4 T	21-15-4	46
41 Jan. 9	vs. LAK	4-4 T	21-15-5	47
42 Jan. 11	at QUE	0-4 L	21-16-5	47
43 Jan. 13	at PHI	1-7 L	21-17-5	47
44 Jan. 15	at HFD	5-2 W	22-17-5	49
45 Jan. 17	at BOS	4-3 W	23-17-5	51
46 Jan. 21	at VAN	3-3 T	23-17-6	52
47 Jan. 23	vs. NJD	6-3 W	24-17-6	54
48 Jan. 25	vs. PIT	6-6 T	24-17-7	55
49 Jan. 26	vs. VAN	6-2 W	25-17-7	57
50 Jan. 28	at EDM	3-4 L	25-18-7	57
51 Jan. 29	vs. EDM	2-4 L	25-19-7	57
52 Jan. 31	vs. NYR	7-2 W	26-19-7	59
53 Feb. 3	at BUF	1-6 L	26-20-7	59
54 Feb. 5	at MTL	4-2 W	27-20-7	61
55 Feb. 6	at HFD	7-4 W	28-20-7	63
56 Feb. 9	vs. BUF	1-6 L	28-21-7	63
57 Feb. 14	vs. WSH	3-4 L	28-22-7	63
58 Feb. 16	vs. WPG	8-4 W	29-22-7	65
59 Feb. 19	at NYI	4-8 L	29-23-7	65
60 Feb. 20	at PIT	3-6 L	29-24-7	65
61 Feb. 23	at NJD	5-1 W	30-24-7	67
62 Feb. 24	at PHI	1-4 L	30-25-7	67
63 Feb. 27	vs. NYI	3-1 W	31-25-7	69
64 Mar. 1	vs. MTL	6-4 W	32-25-7	71
65 Mar. 3	vs. LAK	7-0 W	33-25-7	73
66 Mar. 5	vs. EDM	3-5 L	33-26-7	73
67 Mar. 7	vs. NYR	11-5 W	34-26-7	75
68 Mar. 9	vs. QUE	2-2 T	34-26-8	76
69 Mar. 13	at TOR	5-3 W	35-26-8	78
70 Mar. 16	at BOS	5-3 W	36-26-8	80
71 Mar. 18	at MNS	4-4 T	36-26-9	81
72 Mar. 20	vs. TOR	7-4 W	37-26-9	83
73 Mar. 22	vs. CHI	1-3 L	37-27-9	83
74 Mar. 23	at LAK	4-3 W	38-27-9	85
75 Mar. 27	at LAK	4-2 W	39-27-9	87
76 Mar. 29	vs. LAK	3-0 W	40-27-9	89
77 Mar. 31	at WPG	4-4 T	40-27-10	90
78 Apr. 3	vs. VAN	5-3 W	41-27-10	92
79 Apr. 5	at EDM	5-5 T	41-27-11	93
80 Apr. 7	vs. WPG	4-4 T	41-27-12	94

1983-84

DATE	OPP.	RESULT	RECORD	PTS
1 Oct. 5	at VAN	5-3 W	1-0-0	2
2 Oct. 9	at WPG	1-1 T	1-0-1	3
3 Oct. 12	at MNS	5-7 L	1-1-1	3
4 Oct. 15	vs. EDM	3-4 L	1-2-1	3
5 Oct. 16	at EDM	1-5 L	1-3-1	3
6 Oct. 18	at NYI	4-3 W	2-3-1	5
7 Oct. 19	at NYR	1-3 W	2-4-1	5
8 Oct. 22	at DET	1-4 L	2-5-1	5
9 Oct. 23	at CHI	4-7 L	2-6-1	5
10 Oct. 26	vs. STL	5-4 W	3-6-1	7
11 Oct. 28	at LAK	7-1 W	4-6-1	9
12 Oct. 30	vs. VAN	4-3 W(OT)	5-6-1	11
13 Nov. 3	vs. PIT	3-3 T	5-6-2	12
14 Nov. 5	vs. TOR	5-3 W	6-6-2	14
15 Nov. 8	at PIT	4-4 T	6-6-3	15
16 Nov. 9	at NYR	3-4 L	6-7-3	15
17 Nov. 12	at NJD	4-3 W(OT)	7-7-3	17
18 Nov. 13	at BUF	2-11 L	7-8-3	17
19 Nov. 17	vs. NJD	5-4 W	8-8-3	19
20 Nov. 19	vs. LAK	2-5 L	8-9-3	19
21 Nov. 21	vs. BUF	7-4 W	9-9-3	21
22 Nov. 24	vs. WPG	4-4 T	9-9-4	22
23 Nov. 26	at LAK	4-1 W	10-9-4	24
24 Nov. 29	vs. PHI	5-8 L	10-10-4	24
25 Dec. 1	vs. NYI	6-2 W	11-10-4	26
26 Dec. 3	at MTL	2-4 L	11-11-4	26
27 Dec. 6	at QUE	1-8 L	11-12-4	26
28 Dec. 8	at WSH	3-4 L	11-13-4	26
29 Dec. 10	at TOR	3-3 T	11-15-4	27
30 Dec. 14	vs. QUE	4-2 W	12-13-4	29
31 Dec. 16	at VAN	3-5 L	12-14-4	29
32 Dec. 19	vs. WPG	7-6 W	13-14-4	31
33 Dec. 21	at MTL	4-7 L	13-15-4	31
34 Dec. 23	at EDM	5-5 T	13-15-6	32
35 Dec. 26	vs. EDM	3-6 L	13-16-6	32
36 Dec. 28	vs. BOS	3-5 L	13-17-6	32
37 Dec. 30	vs. VAN	5-1 W	14-17-6	34
38 Jan. 1	at WPG	3-3 T	14-17-7	35
39 Jan. 3	vs. EDM	6-9 L	14-18-7	35
40 Jan. 5	vs. MNS	5-4 W	15-18-7	37
41 Jan. 7	at LAK	1-7 L	15-19-7	37
42 Jan. 11	vs. HFD	9-5 W	16-19-7	39
43 Jan. 13	vs. WPG	3-3 T	16-19-8	40
44 Jan. 15	vs. WSH	3-2 W	17-19-8	42
45 Jan. 17	at STL	2-2 T	17-19-9	43
46 Jan. 18	at DET	4-2 W	18-19-9	45
47 Jan. 21	at MTL	3-2 W	19-19-9	47
48 Jan. 25	vs. NJD	2-2 T	19-19-10	48
49 Jan. 27	vs. LAK	2-2 T	19-19-11	49
50 Feb. 2	vs. NYR	8-1 W	20-19-11	51
51 Feb. 3	at EDM	5-10 L	20-20-11	51
52 Feb. 5	vs. VAN	4-2 W	21-20-11	53
53 Feb. 7	at STL	2-1 W	22-20-11	55
54 Feb. 8	at WSH	1-6 L	22-21-11	55
55 Feb. 11	at HFD	6-3 W	23-21-11	57
56 Feb. 12	at CHI	6-4 W	24-21-11	59
57 Feb. 16	vs. PIT	10-3 W	25-21-11	61
58 Feb. 18	vs. BOS	5-5 T	25-21-12	62
59 Feb. 19	at VAN	2-5 L	25-22-12	62
60 Feb. 21	vs. TOR	2-2 T	25-22-13	63
61 Feb. 23	at VAN	3-2 W(OT)	26-22-13	65
62 Feb. 24	at EDM	3-5 L	26-23-13	65
63 Feb. 26	at LAK	5-2 W	27-23-13	67
64 Feb. 28	vs. LAK	9-1 W	28-23-13	69
65 Mar. 1	vs. PHI	5-1 W	29-23-13	71
66 Mar. 3	vs. MTL	1-3 L	29-24-13	71
67 Mar. 6	at QUE	3-4 L	29-25-13	71
68 Mar. 8	at BOS	2-3 L	29-26-13	71
69 Mar. 10	at NYI	5-4 W(OT)	30-26-13	73
7				

1982-83

DATE	OPP.	RESULT	RECORD	PTS
1 Oct 5	at EDM	5-7 L	0-1-0	0
2 Oct 7	vs. NYI	4-5 L	0-2-0	0
3 Oct 9	at LAK	1-3 L	0-3-0	0
4 Oct 12	vs. EDM	9-4 W	1-3-0	2
5 Oct 14	vs. DET	6-4 W	2-3-0	4
6 Oct 16	at MNS	4-8 L	2-4-0	4
7 Oct 17	at WPG	5-5 T	2-4-1	5
8 Oct 19	vs. BOS	1-3 L	2-5-1	5
9 Oct 21	vs. HFD	10-3 W	3-5-1	7
10 Oct 23	at TOR	5-7 T	3-5-2	8
11 Oct 26	at NYI	2-7 L	3-6-2	8
12 Oct 27	at NYR	4-7 L	3-7-2	8
13 Oct 30	at PIT	4-1 W	4-7-2	10
14 Nov 1	at NJD	6-3 W	5-7-2	12
15 Nov 4	vs. WPG	7-5 W	6-7-2	14
16 Nov 6	vs. NYR	2-2 T	6-7-3	15
17 Nov 7	at WPG	2-5 L	6-8-3	15
18 Nov 9	vs. LAK	5-4 W	7-8-3	17
19 Nov 13	at PIT	3-1 W	8-8-3	19
20 Nov 16	at WSH	3-5 L	8-9-3	19
21 Nov 18	at PHI	2-3 L	8-10-3	19
22 Nov 20	at HFD	4-4 T	8-10-4	20
23 Nov 21	at BOS	1-2 L	8-11-4	20
24 Nov 23	vs. WSH	6-3 W	9-11-4	22
25 Nov 25	vs. QUE	2-3 L	9-12-4	22
26 Nov 27	vs. NJD	3-4 L	9-13-4	22
27 Nov 29	at MNS	3-3 T	9-13-5	23
28 Dec 1	at LAK	1-4 L	9-14-5	23
29 Dec 3	at VAN	5-4 W	10-15-4	25
30 Dec 4	at EDM	5-7 L	10-15-5	25
31 Dec 7	vs. LAK	4-4 T	10-15-6	26
32 Dec 9	vs. STL	2-7 L	10-16-6	26
33 Dec 10	at WPG	6-4 W	11-16-6	28
34 Dec 12	at DET	3-7 L	11-17-6	28
35 Dec 16	vs. VAN	2-3 L	11-18-6	28
36 Dec 18	vs. MTL	4-5 L	11-19-6	28
37 Dec 21	vs. MNS	6-4 W	12-19-6	30
38 Dec 23	at VAN	6-3 W	13-19-6	32
39 Dec 26	vs. EDM	4-4 T	13-19-7	33
40 Dec 28	vs. CHI	3-2 W	14-19-7	35
41 Dec 30	vs. PHI	3-6 L	14-20-7	35
42 Jan 4	vs. EDM	3-6 L	14-21-7	35
43 Jan 6	vs. WPG	5-1 W	15-21-7	37
44 Jan 8	vs. DET	5-2 W	16-21-7	39
45 Jan 12	at VAN	6-4 W	17-21-7	41
46 Jan 13	vs. VAN	5-2 W	18-21-7	43
47 Jan 15	at QUE	2-7 L	18-22-7	43
48 Jan 18	at MTL	2-7 L	18-23-7	43
49 Jan 20	at PHI	2-5 L	18-24-7	43
50 Jan 22	at STL	7-6 W	19-24-7	45
51 Jan 25	at LAK	8-6 W	20-24-7	47
52 Jan 27	vs. TOR	3-1 W	21-24-7	49
53 Jan 29	at EDM	4-5 L	21-25-7	49
54 Feb 1	vs. NYI	2-2 T	21-25-8	50
55 Feb 3	vs. MTL	7-3 W	22-25-8	52
56 Feb 5	vs. PIT	7-4 W	23-25-8	54
57 Feb 10	vs. QUE	3-3 T	23-25-9	55
58 Feb 12	vs. BUF	4-2 W	24-25-9	57
59 Feb 16	at CHI	3-5 L	24-26-9	57
60 Feb 18	at BUF	1-5 L	24-27-9	57
61 Feb 19	at TOR	3-5 L	24-28-9	57
62 Feb 22	vs. EDM	4-1 W	25-28-9	59
63 Feb 24	vs. WSH	2-4 L	25-29-9	59
64 Feb 26	vs. STL	7-2 W	26-29-9	61
65 Feb 27	at VAN	2-6 L	26-30-9	61
66 Mar 1	vs. VAN	8-1 W	27-30-9	63
67 Mar 5	vs. LAK	4-4 T	27-30-10	64
68 Mar 8	at LAK	4-6 L	27-31-10	64
69 Mar 10	vs. WPG	6-3 W	28-31-10	66
70 Mar 12	vs. NYR	1-4 L	28-32-10	66
71 Mar 14	at NJD	7-0 W	29-32-10	68
72 Mar 16	at BUF	3-5 L	29-33-10	68
73 Mar 19	at BOS	2-2 T	29-33-11	69
74 Mar 20	at HFD	2-2 T	29-33-12	70
75 Mar 24	vs. CHI	6-5 W	30-33-12	72
76 Mar 26	vs. WPG	2-5 L	30-34-12	72
77 Mar 27	at WPG	4-3 W	31-34-12	74
78 Mar 29	vs. LAK	5-3 W	32-34-12	76
79 Mar 31	vs. VAN	4-4 T	32-34-13	77
80 Apr 3	at EDM	3-3 T	32-34-14	78

1981-82

DATE	OPP.	RESULT	RECORD	PTS
1 Oct 8	vs. VAN	1-1 T	0-0-1	1
2 Oct 10	at STL	6-4 W	1-0-1	3
3 Oct 11	at CHI	0-3 L	1-1-1	3
4 Oct 13	at LAK	3-4 L	1-2-1	3
5 Oct 15	vs. WPG	4-5 L	1-3-1	3
6 Oct 16	at EDM	4-8 L	1-4-1	3
7 Oct 20	vs. EDM	4-5 L	1-5-1	3
8 Oct 22	vs. PIT	3-3 T	1-5-2	4
9 Oct 24	vs. HFD	7-3 W	2-5-2	6
10 Oct 28	at MNS	1-6 L	2-6-2	6
11 Oct 29	at DET	4-12 L	2-7-2	6
12 Nov 1	at NYR	2-4 L	2-8-2	6
13 Nov 3	at NYI	2-2 T	2-8-3	7
14 Nov 4	at BUF	3-3 T	2-8-4	8
15 Nov 7	at STL	2-4 L	2-9-4	8
16 Nov 8	at CHI	4-10 L	2-10-4	8
17 Nov 10	vs. STL	0-7 L	2-11-4	8
18 Nov 12	vs. QUE	3-2 W	3-11-4	10
19 Nov 15	vs. VAN	4-7 L	3-12-4	10
20 Nov 17	vs. WPG	6-4 W	4-12-4	12
21 Nov 19	vs. LAK	6-3 W	5-12-4	14
22 Nov 21	vs. DET	4-4 T	5-12-5	15
23 Nov 24	vs. CR	9-2 W	6-12-5	17
24 Nov 26	vs. LAK	7-1 W	7-12-5	19
25 Nov 28	vs. CHI	4-4 T	7-12-6	20
26 Dec 2	at WSH	3-9 L	7-13-6	20
27 Dec 3	at PHI	1-6 L	7-14-6	20
28 Dec 5	at MTL	7-4 W	8-14-6	22
29 Dec 8	at QUE	7-4 W	9-14-6	24
30 Dec 12	vs. NYI	3-3 T	9-14-7	25
31 Dec 13	at VAN	7-6 W	10-14-7	27
32 Dec 17	vs. EDM	4-5 L	10-15-7	27
33 Dec 19	vs. CR	5-2 W	11-15-7	29
34 Dec 20	at EDM	7-5 W	12-15-7	31
35 Dec 23	vs. MNS	4-4 T	12-15-8	32
36 Dec 26	at CR	3-6 L	12-16-8	32
37 Dec 28	vs. PHI	4-7 L	12-17-8	32
38 Dec 30	vs. BOS	2-4 L	12-18-8	32
39 Jan 2	at STL	5-5 T	12-18-9	33
40 Jan 5	vs. CR	5-4 W	13-18-9	35
41 Jan 7	vs. TOR	4-4 T	13-18-10	36
42 Jan 9	at EDM	2-7 L	13-19-10	36
43 Jan 10	vs. EDM	5-1 W	14-19-10	38
44 Jan 13	at VAN	1-5 L	14-20-10	38
45 Jan 14	vs. LAK	5-2 W	15-20-10	40
46 Jan 16	vs. PIT	4-0 W	16-20-10	42
47 Jan 17	at CR	5-3 W	17-20-10	44
48 Jan 20	at TOR	4-4 T	17-20-11	45
49 Jan 21	at DET	7-4 W	18-20-11	47
50 Jan 23	at MTL	2-6 L	18-21-11	47
51 Jan 25	at BOS	3-3 T	18-21-12	48
52 Jan 27	at HFD	1-3 L	18-22-12	48
53 Jan 30	vs. BUF	3-2 W	19-22-12	50
54 Feb 2	vs. MTL	3-5 L	19-23-12	50
55 Feb 4	vs. NYR	4-4 T	19-23-13	51
56 Feb 5	at WPG	4-6 L	19-24-13	51
57 Feb 7	vs. TOR	8-2 W	20-24-13	53
58 Feb 11	vs. WSH	3-5 L	20-25-13	53
59 Feb 13	vs. BOS	6-3 W	21-25-13	55
60 Feb 16	vs. HFD	7-2 W	22-25-13	57
61 Feb 18	vs. MNS	2-2 T	22-25-14	58
62 Feb 20	at LAK	2-6 L	22-26-14	58
63 Feb 23	at VAN	2-2 T	22-26-15	59
64 Feb 25	vs. VAN	11-4 W	23-26-15	61
65 Feb 27	vs. PHI	8-9 L	23-27-15	61
66 Mar 2	at NYI	3-6 L	23-28-15	61
67 Mar 3	at NYR	2-4 L	23-29-15	61
68 Mar 5	at WSH	6-8	23-30-15	61
69 Mar 7	at PIT	4-4 T	23-30-16	62
70 Mar 9	at QUE	9-4 W	24-30-16	64
71 Mar 11	vs. VAN	6-3 W	25-30-16	66
72 Mar 13	vs. BUF	4-1 W	26-30-16	68
73 Mar 17	at LAK	4-9 L	26-31-16	68
74 Mar 19	at EDM	3-3 T	26-31-17	69
75 Mar 20	at CR	4-2 W	27-31-17	71
76 Mar 25	vs. EDM	2-7 L	27-32-17	71
77 Mar 27	at VAN	2-7 L	27-33-17	71
78 Mar 30	vs. LAK	7-5 W	28-33-17	73
79 Apr 1	vs. CR	11-0 W	29-33-17	75
80 Apr 3	at CR	1-3 L	29-34-17	75

1980-81

DATE	OPP.	RESULT	RECORD	PTS
1 Oct 9	vs. QUE	5-5 T	0-0-1	1
2 Oct 11	at CR	2-6 L	0-1-1	1
3 Oct 12	at CHI	3-3 T	0-1-2	2
4 Oct 14	vs. LAK	4-2 W	1-1-2	4
5 Oct 16	vs. BOS	2-1 W	2-1-2	6
6 Oct 18	vs. MNS	3-5 L	3-1-2	8
7 Oct 22	at EDM	6-2 W	3-2-2	8
8 Oct 23	vs. TOR	4-5 L	3-3-2	8
9 Oct 25	at PIT	8-2 W	4-3-2	10
10 Oct 28	at PHI	0-8 L	4-4-2	10
11 Oct 30	at BOS	3-1 W	5-4-2	12
12 Nov 1	at STL	3-2 W	6-4-2	14
13 Nov 2	at MNS	3-8 L	6-5-2	14
14 Nov 5	at WPG	5-5 T	6-5-3	15
15 Nov 8	vs. STL	4-2 W	7-5-3	17
16 Nov 11	vs. NYR	7-3 W	8-5-3	19
17 Nov 13	vs. CHI	4-4 T	8-5-4	20
18 Nov 16	vs. CR	3-4 L	8-6-4	20
19 Nov 20	at WSH	2-4 L	8-7-4	20
20 Nov 22	at QUE	3-3 T	8-7-5	21
21 Nov 25	at MTL	5-4 W	9-7-5	23
22 Nov 27	at BUF	3-6 L	9-8-5	23
23 Nov 29	at STL	3-9 L	9-9-5	23
24 Nov 30	at WPG	4-1 W	10-9-5	25
25 Dec 4	vs. WPG	3-1 W	11-9-5	27
26 Dec 6	vs. HFD	3-5 L	11-10-5	27
27 Dec 8	at LAK	4-2 W	12-10-5	29
28 Dec 11	vs. BUF	8-4 W	13-10-5	31
29 Dec 13	vs. NYI	4-4 T	13-10-6	32
30 Dec 18	vs. MTL	0-4 L	13-11-6	32
31 Dec 20	vs. PIT	3-3 T	13-11-7	33
32 Dec 22	at NYR	3-2 W	14-11-7	35
33 Dec 23	at NYI	2-2 T	14-11-8	36
34 Dec 26	at CR	2-5 L	14-12-8	36
35 Dec 27	vs. PHI	2-1 L	15-12-8	38
36 Dec 30	vs. EDM	5-3 W	16-12-8	40
37 Jan 2	vs. LAK	7-6 W	17-12-8	42
38 Jan 4	vs. TOR	8-5 W	18-12-8	44
39 Jan 5	at LAK	2-5 L	18-13-8	44
40 Jan 8	vs. WSH	6-0 W	19-13-8	46
41 Jan 10	at DET	1-4 L	19-14-8	46
42 Jan 11	at CHI	1-2 L	19-15-8	46
43 Jan 13	vs. NYR	4-4 T	19-15-9	47
44 Jan 15	vs. DET	10-0 W	20-15-9	49
45 Jan 17	vs. WPG	4-2 W	21-15-9	51
46 Jan 19	at NYR	3-6 L	21-16-9	51
47 Jan 20	at NYI	0-5 L	21-17-9	51
48 Jan 23	at HFD	4-2 W	22-17-9	53
49 Jan 24	at PIT	3-4 L	22-18-9	53
50 Jan 26	at MNS	2-3 L	22-19-9	53
51 Jan 29	vs. STL	4-4 T	22-19-10	54
52 Jan 31	vs. CHI	3-3 T	22-19-11	55
53 Feb 1	at VAN	2-6 L	22-20-11	55
54 Feb 5	vs. WSH	5-2 W	23-20-11	57
55 Feb 7	vs. PIT	5-4 W	24-20-11	59
56 Feb 8	at EDM	10-4 W	25-20-11	61
57 Feb 12	vs. QUE	5-3 W	26-20-11	63
58 Feb 14	vs. BUF	4-4 T	26-20-12	64
59 Feb 17	vs. STL	2-5 L	26-21-12	64
60 Feb 19	vs. PHI	5-4 W	27-21-12	66
61 Feb 21	vs. BOS	7-2 W	28-21-12	68
62 Feb 22	at VAN	5-3 W	29-21-12	70
63 Feb 25	vs. NYI	11-4 W	30-21-12	72
64 Feb 27	vs. HFD	5-1 W	31-21-12	74
65 Mar 3	at WSH	6-3 W	32-21-12	76
66 Mar 4	at BUF	0-4 L	32-22-12	76
67 Mar 7	at TOR	6-4 W	33-22-12	78
68 Mar 8	at HFD	5-4 W	34-22-12	80
69 Mar 10	vs. VAN	11-2 W	35-22-12	82
70 Mar 12	vs. MNS	6-3 W	36-22-12	84
71 Mar 15	vs. EDM	3-3 T	36-22-13	85
72 Mar 19	at DET	6-3 W	37-22-13	87
73 Mar 21	at BOS	3-4 L	37-23-13	87
74 Mar 22				

1979-80

DATE	OPP.	RESULT	RECORD	PTS
1 Oct. 10	at QUE	5-3 W	1-0-0	2
2 Oct. 11	at MTL	1-3 L	1-1-0	2
3 Oct. 13	vs. PHI	9-2 W	2-1-0	4
4 Oct. 16	at NYI	1-5 L	2-2-0	4
5 Oct. 18	at PHI	2-6 L	2-3-0	4
6 Oct. 20	vs. CHI	2-2 T	2-3-1	5
7 Oct. 23	vs. MTL	3-5 L	2-4-1	5
8 Oct. 26	vs. EDM	7-3 W	3-4-1	7
9 Oct. 27	at STL	3-0 W	4-4-1	9
10 Oct. 30	vs. CR	3-1 W	5-4-1	11
11 Nov. 2	vs. QUE	4-4 T	5-4-2	12
12 Nov. 3	at PIT	3-3 T	5-4-3	13
13 Nov. 6	vs. WPG	8-0 W	6-4-3	15
14 Nov. 9	vs. NYI	5-2 W	7-4-3	17
15 Nov. 11	at BOS	3-6 L	7-5-3	17
16 Nov. 13	vs. VAN	3-5 L	7-6-3	17
17 Nov. 15	at BUF	1-5 L	7-7-3	17
18 Nov. 16	vs. NYR	4-2 W	8-7-3	19
19 Nov. 18	at WSH	4-2 W	9-7-3	21
20 Nov. 21	vs. DET	4-1 W	10-7-3	23
21 Nov. 23	vs. PIT	4-1 W	11-7-3	25
22 Nov. 25	at HFD	2-4 L	11-8-3	25
23 Nov. 27	vs. TOR	3-5 L	11-9-3	25
24 Dec. 4	vs. LAK	2-6 L	11-10-3	25
25 Dec. 5	at BUF	1-6 L	11-11-3	25
26 Dec. 8	at MNS	1-4 L	11-12-3	25
27 Dec. 9	at WPG	5-4 W	12-12-3	27
28 Dec. 12	at EDM	5-5 T	12-12-4	28
29 Dec. 14	vs. MNS	3-2 W	13-12-4	30
30 Dec. 15	at TOR	1-8 L	13-13-4	30
31 Dec. 21	vs. STL	1-5 L	13-14-4	30
32 Dec. 22	at STL	7-3 W	14-14-4	32
33 Dec. 26	vs. BOS	3-5 L	14-15-4	32
34 Dec. 28	vs. PIT	2-4 L	14-16-4	32
35 Dec. 29	at PIT	2-3 L	14-17-4	32
36 Jan. 4	vs. DET	3-6 L	14-18-4	32
37 Oct. 6	at NYR	5-5 T	14-18-5	33
38 Jan. 08	vs. WPG	2-0 W	15-18-5	35
39 Jan. 11	vs. QUE	4-3 W	16-18-5	37
40 Jan. 12	at BOS	3-5 L	16-19-5	37
41 Jan. 14	at MTL	2-3 L	16-20-5	37
42 Jan. 16	at VAN	5-3 W	17-20-5	39
43 Jan. 17	at CR	4-1 W	18-20-5	41
44 Jan. 19	at LAK	4-2 W	19-20-5	43
45 Jan. 21	vs. BUF	3-3 T	19-20-6	44
46 Jan. 22	vs. TOR	2-4 L	19-21-6	44
47 Jan. 25	vs. CHI	4-4 T	19-21-7	45
48 Jan. 26	at DET	4-3 W	20-21-7	47
49 Jan. 28	at HFD	1-6 L	20-22-7	47
50 Jan. 30	at QUE	4-1 W	21-22-7	49
51 Feb. 1	vs. WSH	4-2 W	22-22-7	51
52 Feb. 2	vs. HFD	5-3 W	23-22-7	53
53 Feb. 8	at EDM	4-2 W	24-22-7	55
54 Feb. 10	at CR	6-1 W	25-22-7	57
55 Feb. 13	at DET	2-2 T	25-22-8	58
56 Feb. 16	at MNS	2-2 T	25-22-9	59
57 Feb. 17	at CHI	2-3 L	25-23-9	59
58 Feb. 19	vs. MNS	4-4 T	25-23-10	60
59 Feb. 21	vs. WSH	3-0 W	26-23-10	62
60 Feb. 23	vs. HFD	5-6 L	26-24-10	62
61 Feb. 26	vs. MTL	3-3 T	26-24-11	63
62 Mar. 1	vs. CR	4-1 W	27-24-11	65
63 Mar. 5	at LAK	3-1 W	28-24-11	67
64 Mar. 7	at VAN	9-3 W	29-24-11	69
65 Mar. 9	at WPG	5-2 W	30-24-11	71
66 Mar. 10	vs. VAN	2-5 L	30-25-11	71
67 Mar. 13	vs. LAK	2-2 T	30-25-12	72
68 Mar. 15	vs. PHI	4-3 W	31-25-12	74
69 Mar. 17	at TOR	5-1 W	32-25-12	76
70 Mar. 18	at NYI	3-6 L	32-26-12	76
71 Mar. 20	vs. STL	8-4 W	33-26-12	78
72 Mar. 22	vs. BOS	2-5 L	33-27-12	78
73 Mar. 23	at CHI	2-4 L	33-28-12	78
74 Mar. 25	vs. EDM	4-5 L	33-29-12	78
75 Mar. 28	vs. NYR	4-2 W	34-29-12	80
76 Mar. 30	at PHI	2-4 L	34-30-12	80
77 Apr. 1	vs. BUF	2-5 L	34-31-12	80
78 Apr. 2	at NYR	7-3 W	35-31-12	82
79 Apr. 4	vs. NYI	3-7 L	35-32-12	82
80 Apr. 5	at WSH	4-4 T	35-32-13	83

1978-79

DATE	OPP.	RESULT	RECORD	PTS
1 Oct. 11	at CHI	4-4 T	0-0-1	1
2 Oct. 13	vs. WSH	3-3 T	0-0-2	2
3 Oct. 14	at WSH	6-3 W	1-0-2	4
4 Oct. 17	vs. CR	8-2 W	2-0-2	6
5 Oct. 20	vs. MTL	7-5 W	3-0-2	8
6 Oct. 22	at PHI	5-2 W	4-0-2	10
7 Oct. 24	vs. LAK	7-2 W	5-0-2	12
8 Oct. 27	vs. NYI	8-5 W	6-0-2	14
9 Oct. 28	at PIT	4-2 W	7-0-2	16
10 Oct. 31	at STL	5-2 W	8-0-2	18
11 Nov. 1	vs. PHI	3-0 W	9-0-2	20
12 Nov. 3	vs. PIT	2-0 W	10-0-2	22
13 Nov. 4	at MTL	2-4 L	10-1-2	22
14 Nov. 7	vs. VAN	4-2 W	11-1-2	24
15 Nov. 10	vs. CHI	5-2 W	12-1-2	26
16 Nov. 11	at NYI	2-4 L	12-2-2	26
17 Nov. 14	at WSH	7-8 L	12-3-2	26
18 Nov. 15	vs. DET	5-3 W	13-3-2	28
19 Nov. 17	vs. BOS	2-6 L	13-4-2	28
20 Nov. 19	at NYR	3-1 W	14-4-2	30
21 Nov. 21	vs. TOR	3-4 L	14-5-2	30
22 Nov. 24	vs. STL	4-1 W	15-5-2	32
23 Nov. 26	at BOS	2-4 L	15-6-2	32
24 Nov. 29	vs. NYR	3-5 L	15-7-2	32
25 Dec. 1	vs. MNS	3-4 L	15-8-2	32
26 Dec. 2	at MNS	3-5 L	15-9-2	32
27 Dec. 5	at VAN	0-3 L	15-10-2	32
28 Dec. 8	at CR	4-3 W	16-10-2	34
29 Dec. 9	at LAK	1-5 L	16-11-2	34
30 Dec. 13	at DET	5-5 T	16-11-3	35
31 Dec. 14	vs. CR	5-3 W	17-11-3	37
32 Dec. 16	vs. PHI	7-2 W	18-11-3	39
33 Dec. 19	at STL	4-7 L	18-12-3	39
34 Dec. 21	at BUF	4-5 L	18-13-3	39
35 Dec. 22	vs. TOR	3-1 W	19-13-3	41
36 Dec. 26	vs. NYR	3-5 L	19-14-3	41
37 Dec. 28	vs. NYI	4-10 L	19-15-3	41
38 Dec. 30	at NYI	2-4 L	19-16-3	41
39 Dec. 31	at NYR	6-5 W	20-16-3	43
40 Jan. 3	at TOR	4-1 T	21-16-3	45
41 Jan. 5	vs. PIT	3-3 T	21-16-4	46
42 Jan. 9	vs. BUF	5-3 W	22-16-4	48
43 Jan. 12	vs. NYI	1-4 L	22-17-4	48
44 Jan. 14	vs. NYR	4-6 L	22-18-4	48
45 Jan. 16	vs. PHI	5-0 W	23-18-4	50
46 Jan. 19	vs. CHI	6-1 W	24-18-4	52
47 Jan. 20	at DET	4-3 W	25-18-4	54
48 Jan. 22	at BOS	1-3 L	25-19-4	54
49 Jan. 25	at MTL	0-6 L	25-20-4	54
50 Jan. 26	vs. TOR	4-2 W	26-20-4	56
51 Jan. 28	vs. DET	7-2 W	27-20-4	58
52 Jan. 31	at BUF	5-2 W	28-20-4	60
53 Feb. 1	vs. VAN	4-1 W	29-20-4	62
54 Feb. 3	vs. CHI	2-4 L	29-21-4	62
55 Feb. 4	at PHI	4-7 L	29-22-4	62
56 Feb. 14	at CHI	4-4 T	29-22-5	63
57 Feb. 17	at CR	5-1 W	30-22-5	65
58 Feb. 18	at STL	6-4 W	31-22-5	67
59 Feb. 20	vs. WSH	5-3 W	32-22-5	69
60 Feb. 23	vs. MNS	2-2 T	32-22-6	70
61 Feb. 24	at MNS	6-3 W	33-22-6	72
62 Feb. 28	at TOR	6-4 W	34-22-6	74
63 Mar. 2	vs. NYI	3-2 W	35-22-6	76
64 Mar. 3	at NYI	2-4 L	35-23-6	76
65 Mar. 8	vs. BOS	7-5 W	36-23-6	78
66 Mar. 10	vs. BUF	5-5 T	36-23-7	79
67 Mar. 11	at BUF	4-9 L	36-24-7	79
68 Mar. 14	at NYR	6-4 W	37-24-7	81
69 Mar. 15	at PHI	4-5 L	37-25-7	81
70 Mar. 18	at VAN	1-2 L	37-26-7	81
71 Mar. 20	at LAK	3-7 L	37-27-7	81
72 Mar. 23	vs. PHI	1-4 L	37-28-7	81
73 Mar. 25	vs. STL	8-2 W	38-28-7	83
74 Mar. 27	vs. MTL	4-6 L	38-29-7	83
75 Mar. 30	vs. LAK	5-3 W	39-29-7	85
76 Apr. 1	at PIT	7-2 W	40-29-7	87
77 Apr. 3	at BUF	2-1 L	40-30-7	87
78 Apr. 4	at NYR	3-3 T	40-30-8	88
79 Apr. 6	vs. NYR	9-2 W	41-30-8	90
80 Apr. 8	at PHI	2-4 L	41-31-8	90

1977-78

DATE	OPP.	RESULT	RECORD	PTS
1 Oct. 13	at BOS	2-2 T	0-0-1	1
2 Oct. 15	vs. STL	3-1 W	1-0-1	3
3 Oct. 19	vs. MNS	5-1 W	2-0-1	5
4 Oct. 21	vs. NYI	3-3 T	2-0-2	6
5 Oct. 22	at PHI	2-5 L	2-1-2	6
6 Oct. 25	at STL	2-2 T	2-1-3	7
7 Oct. 26	vs. WSH	2-6 L	2-2-3	7
8 Oct. 29	vs. NYR	4-3 W	3-2-3	9
9 Nov. 1	at NYI	0-9 L	3-3-3	9
10 Nov. 2	at MTL	2-2 T	3-3-4	10
11 Nov. 4	vs. PIT	5-2 W	4-3-4	12
12 Nov. 6	at CHI	3-3 T	4-3-5	13
13 Nov. 9	vs. TOR	0-4 L	4-4-5	13
14 Nov. 12	vs. BOS	3-6 L	4-5-5	13
15 Nov. 13	vs. NYR	5-2 W	5-5-5	15
16 Nov. 16	vs. BUF	5-6 L	5-6-5	15
17 Nov. 18	vs. DET	5-3 W	6-6-5	17
18 Nov. 20	at PHI	0-4 L	6-7-5	17
19 Nov. 22	vs. MNS	4-2 W	7-7-5	19
20 Nov. 23	at WSH	2-2 T	7-7-6	20
21 Nov. 26	vs. LAK	4-4 T	7-7-7	21
22 Nov. 29	at MNS	3-4 L	7-8-7	21
23 Dec. 2	at VAN	2-3 L	7-9-7	21
24 Dec. 3	at LAK	1-4 L	7-10-7	21
25 Dec. 5	at MTL	2-2 T	7-10-8	22
26 Dec. 7	vs. VAN	2-2 T	7-10-9	23
27 Dec. 10	vs. WSH	5-1 W	8-10-9	25
28 Dec. 11	at PIT	5-1 W	9-10-9	27
29 Dec. 15	vs. CLE	3-6 L	9-11-9	27
30 Dec. 17	vs. PHI	3-4 L	9-12-9	27
31 Dec. 18	at CHI	0-3 L	9-13-9	27
32 Dec. 20	at VAN	2-2 T	9-13-10	28
33 Dec. 23	at CR	6-2 W	10-13-10	30
34 Dec. 27	vs. CHI	2-4 L	10-14-10	30
35 Dec. 29	vs. STL	5-4 W	11-14-10	32
36 Dec. 31	at TOR	3-0 W	12-14-10	34
37 Jan. 1	at BUF	2-2 T	12-14-11	35
38 Jan. 4	vs. MTL	1-4 L	12-15-11	35
39 Jan. 6	vs. PHI	5-3 W	13-15-11	37
40 Jan. 9	at TOR	5-2 W	14-15-11	39
41 Jan. 11	vs. CR	4-2 W	15-15-11	41
42 Jan. 14	vs. LAK	4-8 L	15-16-11	41
43 Jan. 16	at PHI	3-5 L	15-17-11	41
44 Jan. 18	vs. PIT	1-0 W	16-17-11	43
45 Jan. 20	vs. NYR	5-3 W	17-17-11	45
46 Jan. 22	at MNS	4-3 W	18-17-11	47
47 Jan. 26	vs. MTL	2-5 L	18-18-11	47
48 Jan. 28	vs. TOR	5-7 L	18-19-11	47
49 Jan. 29	at CLE	6-2 W	19-19-11	49
50 Jan. 31	vs. MNS	7-4 W	20-19-11	51
51 Feb. 1	vs. NYI	2-5 L	20-20-11	51
52 Feb. 4	vs. COL	2-2 T	20-20-12	52
53 Feb. 7	at VAN	4-2 W	21-20-12	54
54 Feb. 9	at LAK	4-2 W	22-20-12	56
55 Feb. 10	at CR	2-3 L	22-21-12	56
56 Feb. 12	at CHI	2-2 T	22-21-13	57
57 Feb. 15	at CLE	5-5 T	22-21-14	58
58 Feb. 16	at DET	3-5 L	22-22-14	58
59 Feb. 18	at NYI	3-3 T	22-22-15	59
60 Feb. 22	vs. NYI	3-3 T	22-22-16	60
61 Feb. 25	vs. DET	2-2 T	22-22-17	61
62 Feb. 27	at NYR	5-2 W	23-22-17	63
63 Mar. 1	vs. BUF	3-4 L	23-23-17	63
64 Mar. 2	at BOS	3-4 L	23-24-17	63
65 Mar. 4	vs. CLE	9-3 W	24-24-17	65
66 Mar. 7	at PHI	3-5 L	24-25-17	67
67 Mar. 8	vs. VAN	8-3 W	25-25-17	69
68 Mar. 11	vs. CHI	4-1 W	26-25-17	69
69 Mar. 14	at PHI	4-4 T	26-25-18	



## 1976-77

DATE	OPP.	RESULT	RECORD	PTS
1 Oct. 5	at WSH	5-6 L	0-1-0	0
2 Oct. 7	vs. LAK	4-2 W	1-1-0	2
3 Oct. 9	vs. PHI	4-3 W	2-1-0	4
4 Oct. 12	at NYI	0-7 L	2-2-0	4
5 Oct. 13	at CLE	4-2 W	3-2-0	6
6 Oct. 15	vs. PIT	2-1 W	4-2-0	8
7 Oct. 17	at BUF	6-5 W	5-2-0	10
8 Oct. 20	at MNS	3-4 L	5-3-0	10
9 Oct. 22	vs. VAN	3-5 L	5-4-0	10
10 Oct. 24	at PIT	3-3 T	5-4-1	11
11 Oct. 27	at CR	2-4 L	5-5-1	11
12 Oct. 28	at LAK	1-5 L	5-6-1	11
13 Oct. 30	at VAN	3-3 T	5-6-2	12
14 Nov. 3	vs. WSH	7-0 W	6-6-2	14
15 Nov. 5	vs. TOR	2-4 L	6-7-2	14
16 Nov. 7	at DET	0-0 T	6-7-3	15
17 Nov. 10	vs. MTL	2-2 T	6-7-4	16
18 Nov. 12	vs. CLE	3-3 T	6-7-5	17
19 Nov. 13	at STL	5-3 W	7-7-5	19
20 Nov. 17	vs. CR	6-3 W	8-7-5	21
21 Nov. 19	vs. CHI	5-3 W	9-7-5	23
22 Nov. 21	at PHI	5-6 L	9-8-5	23
23 Nov. 24	vs. WSH	6-2 W	10-8-5	25
24 Nov. 26	vs. STL	5-2 W	11-8-5	27
25 Nov. 30	vs. NYR	2-2 T	11-8-6	28
26 Dec. 3	vs. BOS	3-1 W	12-8-6	30
27 Dec. 4	at STL	1-0 W	13-8-6	32
28 Dec. 8	at MNS	5-0 W	14-8-6	34
29 Dec. 10	vs. MNS	3-3 T	15-8-6	35
30 Dec. 11	vs. CHI	3-1 W	15-8-7	37
31 Dec. 15	vs. LAK	1-3 L	15-9-7	37
32 Dec. 17	vs. NYI	2-4 L	15-10-7	37
33 Dec. 18	at DET	3-6 L	15-11-7	37
34 Dec. 20	at TOR	2-6 L	15-12-7	37
35 Dec. 22	vs. DET	2-1 W	16-12-7	39
36 Dec. 27	vs. CR	6-2 W	17-12-7	41
37 Dec. 29	vs. BUF	3-6 L	17-13-7	41
38 Dec. 31	at NYR	4-2 W	18-13-7	43
39 Jan. 2	at MTL	0-7 L	18-14-7	43
40 Jan. 5	vs. VAN	4-1 W	19-14-7	45
41 Jan. 7	vs. NYI	4-5 L	19-15-7	45
42 Jan. 8	at NYI	3-6 L	19-16-7	45
43 Jan. 12	vs. NYR	6-1 W	20-16-7	47
44 Jan. 14	vs. STL	3-2 W	21-16-7	49
45 Jan. 16	at PIT	6-5 W	22-16-7	51
46 Jan. 20	at MNS	4-4 T	22-16-8	52
47 Jan. 22	vs. PHI	4-4 T	22-16-9	53
48 Jan. 23	at BOS	0-3 L	22-17-9	53
49 Jan. 27	at BUF	1-1 T	22-17-10	54
50 Jan. 28	vs. CR	3-3 T	22-17-11	55
51 Jan. 31	vs. TOR	7-3 W	23-17-11	57
52 Feb. 2	at CHI	2-4 L	23-18-11	57
53 Feb. 4	vs. BOS	6-3 W	24-18-11	59
54 Feb. 7	at PHI	4-7 L	24-19-11	59
55 Feb. 9	at TOR	1-5 L	24-20-11	59
56 Feb. 12	at STL	1-3 L	24-21-11	59
57 Feb. 13	at CHI	2-4 L	24-22-11	59
58 Feb. 17	at LAK	4-3 W	25-22-11	61
59 Feb. 19	at VAN	1-5 L	25-23-11	61
60 Feb. 21	at MTL	2-3 L	25-24-11	61
61 Feb. 23	vs. MTL	2-4 L	25-25-11	61
62 Feb. 25	vs. MNS	6-2 W	26-25-11	63
63 Feb. 26	at NYI	2-8 L	26-26-11	63
64 Mar. 2	vs. VAN	1-2 L	26-27-11	63
65 Mar. 5	vs. CLE	1-2 L	26-28-11	63
66 Mar. 6	at WSH	4-2 W	27-28-11	65
67 Mar. 8	at BOS	2-3 L	27-29-11	65
68 Mar. 9	vs. NYI	2-6 L	27-30-11	65
69 Mar. 12	vs. NYR	6-3 W	28-30-11	67
70 Mar. 13	at NYR	5-3 W	29-30-11	69
71 Mar. 15	vs. PIT	7-3 W	30-30-11	71
72 Mar. 17	at PHI	4-1 W	31-30-11	73
73 Mar. 19	at TOR	4-5 L	31-31-11	73
74 Mar. 20	at CLE	4-5 L	31-32-11	73
75 Mar. 22	vs. BUF	3-6 L	31-33-11	73
76 Mar. 24	vs. DET	3-1 W	32-33-11	75
77 Mar. 26	at CR	2-1 W	33-33-11	77
78 Mar. 30	at NYR	3-4 L	33-34-11	77
79 Apr. 1	vs. CHI	6-4 W	34-34-11	79
80 Apr. 3	vs. PHI	3-3 T	34-34-12	80

## 1975-76

DATE	OPP.	RESULT	RECORD	PTS
1 Oct. 8	vs. CAL	3-4 L	0-1-0	0
2 Oct. 10	vs. NYR	1-2 L	0-2-0	0
3 Oct. 15	at NYR	1-3 L	0-3-0	0
4 Oct. 17	vs. NYI	0-2 L	0-4-0	0
5 Oct. 18	at KC	5-3 W	1-4-0	2
6 Oct. 22	vs. STL	1-1 T	1-4-1	3
7 Oct. 24	vs. LAK	7-1 W	2-4-1	5
8 Oct. 25	at STL	3-7 L	2-5-1	5
9 Oct. 28	at VAN	3-2 W	3-5-1	7
10 Oct. 31	at CAL	2-0 W	4-5-1	9
11 Nov. 1	at LAK	1-3 L	4-6-1	9
12 Nov. 5	vs. MTL	1-3 L	4-7-1	9
13 Nov. 7	vs. MNS	3-2 W	5-7-1	11
14 Nov. 9	at DET	3-6 L	5-8-1	11
15 Nov. 12	vs. KC	2-1 W	6-8-1	13
16 Nov. 14	at WSH	4-1 W	7-8-1	15
17 Nov. 15	vs. BOS	3-5 L	7-9-1	15
18 Nov. 18	vs. VAN	2-2 T	7-9-2	16
19 Nov. 21	vs. PIT	1-4 L	7-10-2	16
20 Nov. 22	at MNS	6-3 W	8-10-2	18
21 Nov. 25	vs. MTL	0-4 L	8-11-2	18
22 Nov. 26	at PHI	3-7 L	8-12-2	18
23 Nov. 28	vs. TOR	6-3 W	9-12-2	20
24 Nov. 30	at CAL	4-1 W	10-12-2	22
25 Dec. 2	at LAK	3-5 L	10-13-2	22
26 Dec. 5	at VAN	6-2 W	11-13-2	24
27 Dec. 7	at CHI	2-0 W	12-13-2	26
28 Dec. 9	vs. WSH	7-1 W	13-13-2	28
29 Dec. 12	vs. NYI	3-3 T	13-13-3	29
30 Dec. 14	at BUF	7-4 W	14-13-3	31
31 Dec. 16	vs. KC	3-1 W	15-13-3	33
32 Dec. 17	at MNS	2-3 L	15-14-3	33
33 Dec. 19	vs. NYR	8-3 W	16-14-3	35
34 Dec. 21	at BOS	2-1 W	17-14-3	37
35 Dec. 23	vs. PHI	2-2 T	17-14-4	38
36 Dec. 26	vs. PIT	4-3 W	18-14-4	40
37 Dec. 27	at PIT	2-3 L	18-15-4	40
38 Dec. 29	at NYR	2-6 L	18-16-4	40
39 Dec. 31	at TOR	8-1 W	19-16-4	42
40 Jan. 2	vs. STL	7-1 W	20-16-4	44
41 Jan. 3	at KC	6-4 W	21-16-4	46
42 Jan. 6	vs. DET	4-3 W	22-16-4	48
43 Jan. 9	vs. CHI	1-1 T	22-16-5	49
44 Jan. 11	vs. VAN	5-2 W	23-16-5	51
45 Jan. 13	vs. LAK	0-3 L	23-17-5	51
46 Jan. 15	vs. STL	3-5 L	23-18-5	51
47 Jan. 17	at NYI	2-2 T	23-18-6	52
48 Jan. 18	at MTL	2-4 L	23-19-6	52
49 Jan. 22	at PHI	2-7 L	23-20-6	52
50 Jan. 23	vs. BUF	3-3 T	23-20-7	53
51 Jan. 27	vs. PHI	8-4 W	24-20-7	55
52 Jan. 28	at CHI	3-7 L	24-21-7	55
53 Jan. 30	vs. BOS	2-4 L	24-22-7	55
54 Feb. 1	at BOS	3-5 L	24-23-7	55
55 Feb. 3	at NYI	2-2 T	24-23-8	56
56 Feb. 4	vs. CAL	4-1 W	25-23-8	58
57 Feb. 6	vs. CHI	1-2 L	25-24-8	58
58 Feb. 11	vs. TOR	5-2 W	26-24-8	60
59 Feb. 13	vs. BUF	2-3 L	26-25-8	60
60 Feb. 14	at STL	3-5 L	26-26-8	60
61 Feb. 19	at BUF	1-3 L	26-27-8	60
62 Feb. 20	at KC	1-7 L	27-27-8	62
63 Feb. 23	at TOR	1-7 L	27-28-8	62
64 Feb. 25	at PIT	3-3 T	27-28-9	63
65 Feb. 28	at MTL	2-3 L	27-29-9	63
66 Mar. 3	vs. DET	2-3 L	27-30-9	63
67 Mar. 5	vs. NYR	8-3 W	28-30-9	65
68 Mar. 7	at NYR	6-6 T	28-30-10	66
69 Mar. 9	vs. BOS	9-0 W	29-30-10	68
70 Mar. 10	at MNS	4-1 W	30-30-10	70
71 Mar. 12	vs. WSH	4-1 W	31-30-10	72
72 Mar. 14	at PHI	1-6 L	31-31-10	72
73 Mar. 16	vs. PHI	2-4 L	31-32-10	72
74 Mar. 19	vs. VAN	2-2 T	31-32-11	73
75 Mar. 24	at CHI	7-2 W	32-32-11	75
76 Mar. 27	at DET	0-8 L	32-33-11	75
77 Mar. 28	at WSH	3-1 W	33-33-11	77
78 Apr. 1	at NYI	1-1 T	33-33-12	78
79 Apr. 2	vs. MNS	4-2 W	34-33-12	80
80 Apr. 4	vs. NYI	5-2 W	35-33-12	82

## 1974-75

DATE	OPP.	RESULT	RECORD	PTS
1 Oct. 9	at VAN	3-3 T	0-0-1	1
2 Oct. 11	at CAL	0-3 L	0-1-1	1
3 Oct. 13	at CHI	4-3 W	1-1-1	3
4 Oct. 16	at DET	2-4 L	1-2-1	3
5 Oct. 18	vs. KC	4-2 W	2-2-1	5
6 Oct. 20	vs. PIT	5-1 W	3-2-1	7
7 Oct. 22	at NYI	1-2 L	3-3-1	7
8 Oct. 23	vs. DET	10-1 W	4-3-1	9
9 Oct. 25	vs. MNS	2-2 T	4-3-2	10
10 Oct. 27	at NYR	1-4 L	4-4-2	10
11 Oct. 30	vs. CAL	4-1 W	5-4-2	12
12 Nov. 1	vs. TOR	5-2 W	6-4-2	14
13 Nov. 2	at STL	0-9 L	6-5-2	14
14 Nov. 6	vs. NYI	2-1 W	7-5-2	16
15 Nov. 8	vs. CHI	2-0 W	8-5-2	18
16 Nov. 10	at BOS	3-4 L	8-6-2	18
17 Nov. 12	at WSH	2-2 T	8-6-3	19
18 Nov. 13	vs. WSH	4-3 W	9-6-3	21
19 Nov. 15	vs. PHI	2-2 T	9-6-4	22
20 Nov. 17	at BUF	0-4 L	9-7-4	22
21 Nov. 20	at KC	1-0 W	10-7-4	24
22 Nov. 22	vs. BUF	4-4 T	10-7-5	25
23 Nov. 24	at NYR	4-3 W	11-7-5	27
24 Nov. 27	vs. KC	4-2 W	12-7-5	29
25 Nov. 29	vs. NYR	3-2 W	13-7-5	31
26 Dec. 2	at MTL	0-2 L	13-8-5	31
27 Dec. 4	at CAL	1-3 L	13-9-5	31
28 Dec. 6	at VAN	5-7 L	13-10-5	31
29 Dec. 7	at LAK	2-6 L	13-11-5	31
30 Dec. 11	vs. CHI	2-5 L	13-12-5	31
31 Dec. 13	vs. PHI	2-3 L	13-13-5	31
32 Dec. 14	at TOR	2-4 L	13-14-5	31
33 Dec. 17	at BOS	3-5 L	13-15-5	31
34 Dec. 20	vs. STL	6-2 W	14-15-5	33
35 Dec. 22	at NYR	4-3 W	15-15-5	35
36 Dec. 26	vs. NYI	2-1 W	16-15-5	37
37 Dec. 28	at PIT	3-3 T	16-16-5	38
38 Jan. 2	vs. MTL	1-1 T	16-17-5	39
39 Jan. 4	at STL	4-1 W	17-17-5	41
40 Jan. 5	vs. WSH	3-0 W	18-17-5	43
41 Jan. 8	vs. CAL	3-2 W	19-17-5	45
42 Jan. 10	vs. PIT	3-3 T	19-18-5	46
43 Jan. 11	at NYI	2-2 T	19-19-5	47
44 Jan. 15	at PIT	3-5 L	19-19-6	47
45 Jan. 17	vs. LAK	5-0 W	20-19-6	49
46 Jan. 18	at PHI	1-4 L	20-19-7	49
47 Jan. 23	at VAN	2-5 L	20-19-8	49
48 Jan. 24	vs. VAN	1-4 L	20-19-9	49
49 Jan. 26	at BUF	4-3 W	21-19-9	51
50 Jan. 29	at KC	4-4 T	21-19-10	52
51 Jan. 31	vs. STL	2-4 L	21-20-10	52
52 Feb. 2	at MNS	5-3 W	22-20-10	54
53 Feb. 5	vs. BOS	3-3 T	22-20-11	55
54 Feb. 7	vs. LAK	3-1 W	23-20-11	57
55 Feb. 9	vs. MNS	2-3 L	23-21-11	57
56 Feb. 12	at LAK	2-3 T	23-21-12	58
57 Feb. 15	at VAN	3-2 T	23-21-13	59
58 Feb. 19	at MNS	4-2 W	24-21-13	61
59 Feb. 22	at DET	3-4 L	24-22-13	61
60 Feb. 23	at CHI	0-4 L	24-23-13	61
61 Feb. 26	vs. PHI	7-4 W	25-23-13	63
62 Feb. 28	vs. CHI	3-4 L	25-24-13	63
63 Mar. 2	vs. KC	4-0 W	26-24-13	65
64 Mar. 5	vs. STL	3-4 L	26-25-13	65
65 Mar. 7	vs. BOS	2-4 L	26-26-13	65
66 Mar. 9	at BOS	2-5 L	26-27-13	65
67 Mar. 11	at STL	0-3 L	26-28-13	65
68 Mar. 12	vs. MNS	9-4 W	27-28-13	67
69 Mar. 14	vs. NYR	1-0 W	28-28-13	69

1973-74

DATE	OPP.	RESULT	RECORD	PTS
1 Oct. 10	vs. NYI	1-1 T	0-0-1	1
2 Oct. 12	vs. PIT	3-4 L	0-1-1	1
3 Oct. 13	at STL	1-0 W	1-1-1	3
4 Oct. 17	vs. BOS	4-3 W	2-1-1	5
5 Oct. 20	at MTL	4-2 W	3-1-1	7
6 Oct. 23	at VAN	0-3 L	3-2-1	7
7 Oct. 24	at LAK	4-6 L	3-3-1	7
8 Oct. 26	at CAL	3-1 W	4-3-1	9
9 Nov. 1	vs. CAL	7-2 W	5-3-1	11
10 Nov. 3	at PHI	2-1 W	6-3-1	13
11 Nov. 4	vs. DET	2-0 W	7-3-1	15
12 Nov. 7	vs. STL	2-2 T	7-3-2	16
13 Nov. 9	vs. NYR	3-3 T	7-3-3	17
14 Nov. 10	at PIT	4-4 T	7-3-4	18
15 Nov. 14	vs. BUF	1-3 L	7-4-4	18
16 Nov. 16	vs. CHI	1-6 L	7-5-4	18
17 Nov. 18	at BOS	2-5 L	7-6-4	18
18 Nov. 21	vs. BUF	3-2 W	8-6-4	20
19 Nov. 23	vs. VAN	4-1 W	9-6-4	22
20 Nov. 25	at BUF	4-3 W	10-6-4	24
21 Nov. 27	at NYI	2-4 L	10-7-4	24
22 Nov. 29	vs. DET	4-3 W	11-7-4	26
23 Dec. 1	at PIT	2-2 T	11-7-5	27
24 Dec. 2	vs. MTL	1-3 L	11-8-5	27
25 Dec. 5	at CAL	3-3 T	11-8-6	28
26 Dec. 7	at VAN	2-0 W	12-8-6	30
27 Dec. 8	at LAK	0-3 L	12-9-6	30
28 Dec. 13	vs. TOR	1-6 L	12-10-6	30
29 Dec. 15	at PHI	3-2 W	13-10-6	32
30 Dec. 16	vs. PIT	1-2 L	13-11-6	32
31 Dec. 19	at MNS	2-4 L	13-12-6	32
32 Dec. 21	vs. STL	1-2 L	13-13-6	32
33 Dec. 23	vs. NYR	3-1 W	14-13-6	34
34 Dec. 27	vs. LAK	6-4 W	15-13-6	36
35 Dec. 29	at TOR	3-3 T	15-13-7	37
36 Dec. 30	at DET	2-4 L	15-14-7	37
37 Jan. 3	vs. CHI	3-2 W	16-14-7	39
38 Jan. 6	at NYR	2-5 L	16-15-7	39
39 Jan. 7	at TOR	2-6 L	16-16-7	39
40 Jan. 9	vs. BUF	3-0 W	17-16-7	41
41 Jan. 11	vs. PHI	6-7 L	17-17-7	41
42 Jan. 13	at PHI	0-1 L	17-18-7	41
43 Jan. 15	at NYI	3-4 L	17-19-7	41
44 Jan. 18	vs. CAL	6-2 W	18-19-7	41
45 Jan. 20	vs. STL	1-3 L	18-20-7	43
46 Jan. 23	at NYR	1-4 L	18-21-7	43
47 Jan. 25	vs. DET	2-2 T	18-21-8	44
48 Jan. 27	vs. TOR	2-5 L	18-22-8	44
49 Jan. 31	at BOS	2-4 L	18-23-8	44
50 Feb. 1	vs. MTL	5-3 W	19-23-8	46
51 Feb. 3	vs. PHI	2-2 T	19-23-9	47
52 Feb. 6	at CHI	1-1 T	19-23-10	48
53 Feb. 8	vs. CHI	0-3 L	19-24-10	48
54 Feb. 10	vs. LAK	3-6 L	19-25-10	48
55 Feb. 12	at NYI	4-1 W	20-25-10	50
56 Feb. 13	at MTL	3-2 W	21-25-10	52
57 Feb. 16	at TOR	2-7 L	21-26-10	52
58 Feb. 19	at STL	1-7 L	21-27-10	52
59 Feb. 21	at BUF	4-4 T	21-27-11	53
60 Feb. 23	at MNS	5-3 W	22-27-11	55
61 Feb. 26	vs. MTL	5-6 L	22-28-11	55
62 Feb. 28	vs. LAK	1-3 L	22-29-11	55
63 Mar. 3	vs. VAN	5-3 W	23-29-11	57
64 Mar. 5	vs. BOS	4-1 W	24-29-11	59
65 Mar. 8	vs. MNS	3-1 W	25-29-11	61
66 Mar. 10	at DET	4-0 W	26-29-11	63
67 Mar. 13	at MNS	1-5 L	26-30-11	63
68 Mar. 15	at VAN	0-3 L	26-31-11	63
69 Mar. 17	at CHI	3-3 T	26-31-12	64
70 Mar. 21	vs. NYR	5-5 T	26-31-13	65
71 Mar. 23	at BOS	4-3 W	27-31-13	67
72 Mar. 24	vs. NYI	4-6 L	27-32-13	67
73 Mar. 28	vs. PHI	3-3 T	27-32-14	68
74 Mar. 30	vs. MNS	4-1 W	28-32-14	70
75 Mar. 31	at PIT	2-4 L	28-33-14	70
76 Apr. 3	at LAK	2-4 L	28-34-14	70
77 Apr. 5	at CAL	4-2 W	29-34-14	72
78 Apr. 7	vs. PIT	6-3 W	30-34-14	74

1972-73

DATE	OPP.	RESULT	RECORD	PTS
1 Oct. 7	at NYI	3-2 W	1-0-0	2
2 Oct. 8	at BUF	3-5 L	1-1-0	2
3 Oct. 11	at CHI	1-4 L	1-2-0	2
4 Oct. 12	at MTL	0-3 L	1-3-0	2
5 Oct. 14	vs. BUF	1-1 T	1-3-1	3
6 Oct. 18	vs. MNS	0-6 L	1-4-1	3
7 Oct. 21	at MNS	3-2 W	2-4-1	5
8 Oct. 22	at BUF	2-7 L	2-5-1	5
9 Oct. 25	at CAL	4-3 W	3-5-1	7
10 Oct. 26	at LAK	1-3 L	3-6-1	7
11 Oct. 28	at VAN	2-1 W	4-6-1	9
12 Nov. 1	at DET	4-2 W	5-6-1	11
13 Nov. 2	vs. MTL	1-6 L	5-7-1	11
14 Nov. 5	vs. TOR	2-2 T	5-7-2	12
15 Nov. 8	vs. LAK	3-3 T	5-7-3	13
16 Nov. 10	vs. MNS	5-1 W	6-7-3	15
17 Nov. 12	vs. VAN	3-1 W	7-7-3	17
18 Nov. 15	at TOR	1-2 L	7-8-3	17
19 Nov. 16	vs. NYI	4-0 W	8-8-3	19
20 Nov. 18	at PIT	1-6 L	8-9-3	19
21 Nov. 19	vs. PHI	3-2 W	9-9-3	21
22 Nov. 21	vs. NYR	1-3 L	9-10-3	21
23 Nov. 24	vs. BOS	0-4 L	9-11-3	21
24 Nov. 26	vs. PIT	6-2 W	10-11-3	23
25 Nov. 29	at MNS	0-5 L	10-12-3	23
26 Nov. 30	at PHI	5-5 T	10-12-4	24
27 Dec. 2	at MTL	4-4 T	10-12-5	25
28 Dec. 3	at NYR	2-3 L	10-13-5	25
29 Dec. 7	vs. VAN	5-2 W	11-13-5	27
30 Dec. 9	at STL	1-2 L	11-14-5	27
31 Dec. 10	vs. STL	4-5 L	11-15-5	27
32 Dec. 13	at DET	2-0 W	12-15-5	29
33 Dec. 16	at PIT	3-5 L	12-16-5	29
34 Dec. 17	vs. NYI	4-0 W	13-16-5	31
35 Dec. 20	vs. TOR	5-3 W	14-16-5	33
36 Dec. 21	at NYR	5-2 W	15-16-5	35
37 Dec. 23	at BOS	1-3 L	15-17-5	35
38 Dec. 27	vs. BOS	1-3 L	15-18-5	35
39 Dec. 30	at MTL	1-1 T	15-18-6	36
40 Jan. 2	at NYI	6-1 W	16-18-6	38
41 Jan. 3	vs. PHI	1-3 L	16-19-6	38
42 Jan. 6	at STL	2-2 T	16-19-7	39
43 Jan. 7	vs. VAN	5-2 W	17-19-7	41
44 Jan. 10	vs. CHI	5-2 W	18-19-7	43
45 Jan. 12	vs. TOR	1-0 W	19-19-7	45
46 Jan. 14	vs. LAK	4-1 W	20-19-7	47
47 Jan. 17	at STL	3-3 T	20-19-8	48
48 Jan. 19	vs. STL	1-2 L	20-20-8	48
49 Jan. 21	vs. MTL	2-3 L	20-21-8	48
50 Jan. 24	vs. CAL	2-5 L	20-22-8	48
51 Jan. 26	vs. LAK	3-3 T	20-22-9	49
52 Jan. 28	at BUF	8-5 W	21-22-9	51
53 Feb. 1	vs. MNS	3-1 W	22-22-9	53
54 Feb. 3	at DET	0-1 L	22-23-9	53
55 Feb. 4	at NYR	0-6 L	22-24-9	53
56 Feb. 7	vs. DET	3-5 L	22-25-9	53
57 Feb. 9	vs. CHI	3-4 L	22-26-9	53
58 Feb. 11	vs. CAL	3-1 W	23-26-9	55
59 Feb. 14	at CAL	3-3 T	23-26-10	56
60 Feb. 16	at VAN	0-5 L	23-27-10	56
61 Feb. 17	at LAK	3-3 T	23-27-11	57
62 Feb. 21	at TOR	2-2 T	23-27-12	58
63 Feb. 25	at CHI	2-4 L	23-28-12	58
64 Mar. 1	vs. BUF	4-4 T	23-28-13	59
65 Mar. 3	at MNS	0-3 L	23-29-13	59
66 Mar. 4	vs. CAL	3-2 W	24-29-13	61
67 Mar. 7	vs. DET	2-5 L	24-30-13	61
68 Mar. 9	vs. BOS	2-3 L	24-31-13	61
69 Mar. 10	at PHI	1-2 L	24-32-13	61
70 Mar. 14	vs. STL	1-1 T	24-32-14	62
71 Mar. 17	vs. CHI	3-2 W	25-32-14	64
72 Mar. 18	at BOS	1-7 L	25-33-14	64
73 Mar. 22	vs. NYR	1-4 L	25-34-14	64
74 Mar. 24	at CHI	0-7 L	25-35-14	64
75 Mar. 25	vs. PIT	2-4 L	25-36-14	64
76 Mar. 28	at PIT	3-6 L	25-37-14	64
77 Mar. 29	at PHI	2-4 L	25-38-14	64
78 Apr. 1	vs. NYI	4-4 T	25-38-15	65



2015-16  
**RESULTS**





# 2015-16 NHL STATISTICS

## WESTERN CONFERENCE

### CENTRAL

RANK	TEAM	DIV	GP	W	L	OT	P	ROW	GF	GA	DIFF	HOME	AWAY	S/O
1	z - Dallas	C	82	50	23	9	109	48	267	230	37	28-11-2	22-12-7	2-2
2	x - St. Louis	C	82	49	24	9	107	44	224	201	23	24-13-4	25-11-5	5-4
3	x - Chicago	C	82	47	26	9	103	46	235	209	26	26-11-4	21-15-5	1-2

### PACIFIC

RANK	TEAM	DIV	GP	W	L	OT	P	ROW	GF	GA	DIFF	HOME	AWAY	S/O
1	y - Anaheim	P	82	46	25	11	103	43	218	192	26	25-10-6	21-15-5	3-4
2	x - Los Angeles	P	82	48	28	6	102	46	225	195	30	26-12-3	22-16-3	2-3
3	x - San Jose	P	82	46	30	6	98	42	241	210	31	18-20-3	28-10-3	4-3

### WILD CARD

RANK	TEAM	DIV	GP	W	L	OT	P	ROW	GF	GA	DIFF	HOME	AWAY	S/O
1	x - Nashville	C	82	41	27	14	96	37	228	215	13	23-11-7	18-16-7	4-2
2	x - Minnesota	C	82	38	33	11	87	35	216	206	10	21-16-4	17-17-7	3-2
3	Colorado	C	82	39	39	4	82	35	216	240	-24	17-20-4	22-19-0	4-0
4	Arizona	P	82	35	39	8	78	34	209	245	-36	22-15-4	13-24-4	1-1
5	Winnipeg	C	82	35	39	8	78	32	215	239	-24	18-19-4	17-20-4	3-3
6	Calgary	P	82	35	40	7	77	33	231	260	-29	21-16-4	14-24-3	2-3
7	Vancouver	P	82	31	38	13	75	26	191	243	-52	15-21-5	16-17-8	5-4
8	Edmonton	P	82	31	43	8	70	27	203	245	-42	19-20-2	12-23-6	4-3

## EASTERN CONFERENCE

### ATLANTIC

RANK	TEAM	DIV	GP	W	L	OT	P	ROW	GF	GA	DIFF	HOME	AWAY	S/O
1	y - Florida	A	82	47	26	9	103	40	239	203	36	25-11-5	22-15-4	7-3
2	x - Tampa Bay	A	82	46	31	5	97	43	227	201	26	25-13-3	21-18-2	3-3
3	x - Detroit	A	82	41	30	11	93	39	211	224	-13	22-13-6	19-17-5	2-5

### METROPOLITAN

RANK	TEAM	DIV	GP	W	L	OT	P	ROW	GF	GA	DIFF	HOME	AWAY	S/O
1	p - Washington	M	82	56	18	8	120	52	252	193	59	29-8-4	27-10-4	4-2
2	x - Pittsburgh	M	82	48	26	8	104	44	245	203	42	26-11-4	22-15-4	4-4
3	x - NY Rangers	M	82	46	27	9	101	43	236	217	19	27-10-4	19-17-5	3-2

### WILD CARD

RANK	TEAM	DIV	GP	W	L	OT	P	ROW	GF	GA	DIFF	HOME	AWAY	S/O
1	x - NY Islanders	M	82	45	27	10	100	40	232	216	16	25-11-5	20-16-5	5-5
2	x - Philadelphia	M	82	41	27	14	96	38	214	218	-4	23-10-8	18-17-6	3-8
3	Boston	A	82	42	31	9	93	38	240	230	10	17-18-6	25-13-3	4-2
4	Carolina	M	82	35	31	16	86	33	198	226	-28	19-15-7	16-16-9	2-5
5	Ottawa	A	82	38	35	9	85	32	236	247	-11	21-14-6	17-21-3	6-6
6	New Jersey	M	82	38	36	8	84	36	184	208	-24	19-17-5	19-19-3	2-6
7	Montreal	A	82	38	38	6	82	33	221	236	-15	22-16-3	16-22-3	5-3
8	Buffalo	A	82	35	36	11	81	33	201	222	-21	16-19-6	19-17-5	2-7
9	Columbus	M	82	34	40	8	76	28	219	252	-33	18-17-6	16-23-2	6-4
10	Toronto	A	82	29	42	11	69	23	198	246	-48	14-18-9	15-24-2	6-6

x - clinched playoff spot   y - clinched division   z - clinched conference   p - clinched Presidents' Trophy

# 2015-16 FLAMES HIGHS & LOWS - TEAM

MOST RECENT LISTED

## LONGEST STREAKS

**WINNING:** 7 games  
Dec. 1 – Dec. 17

**HOME WINNING:** 11 games (NEW CLUB RECORD)  
Nov. 5 – Dec. 27

**ROAD WINNING:** 2 games (4x)  
Apr. 2 – Apr. 9

**LOSING (REGULATION):** 4 games (2x)  
Feb. 27 – Mar. 3

**HOME LOSING (REGULATION):** 4 games  
Oct. 7 – Oct. 20

**ROAD LOSING (REGULATION):** 6 games  
Feb. 12 – Mar. 3

## MOST GOALS

**FOR, ONE GAME:** 7 goals (2x)  
Apr. 7 (CGY 7 vs. VAN 3)

**FOR, ONE HOME GAME:** 7 goals (2x)  
Apr. 7 (CGY 7 vs. VAN 3)

**FOR, ONE ROAD GAME:** 6 goals  
Feb. 11 (CGY 6 @ SJS 5 SO)

**AGAINST, ONE GAME:** 8 goals  
Mar. 30 (ANA 8 vs. CGY 3)

**AGAINST, ONE HOME GAME:** 6 goals (4x)  
Feb. 27 (OTT 6 @ CGY 4)

**AGAINST, ONE ROAD GAME:** 8 goals  
Mar. 30 (ANA 8 vs. CGY 3)

**TOTAL GOALS, ONE GAME:** 11 goals (3X)  
Mar. 30 (ANA 8 vs. CGY 3)

**FOR, ONE PERIOD:** 4 goals (3x)  
Feb. 11 (CGY 6 @ SJS 5 SO) 1st period

**AGAINST, ONE PERIOD:** 4 goals (2X)  
Mar. 30 (ANA 8 vs. CGY 3) 2nd period

## LARGEST

**WINNING MARGIN:** 6 goals  
Jan. 13 (CGY 6 vs. FLA 0)

**LOSING MARGIN:** 5 goals  
Mar. 30 (ANA 8 vs. CGY 3)

## MOST SHOTS, GAME

**FOR:** 48 shots  
Mar. 7 (SJS 2 @ CGY 1 OT)

**FOR, ONE HOME GAME:** 48 shots  
Mar. 7 (SJS 2 @ CGY 1 OT)

**FOR, ONE ROAD GAME:** 38 shots (3x)  
Dec. 19 (STL 3 vs. CGY 2)

**AGAINST:** 44 shots  
Oct. 7 (VAN 5 @ CGY 1)

**AGAINST, ONE HOME GAME:** 44 shots  
Oct. 7 (VAN 5 @ CGY 1)

**AGAINST, ONE ROAD GAME:** 42 shots  
Feb. 11 (CGY 6 @ SJS 5 SO)

## MOST SHOTS, PERIOD

**FOR:** 20 shots  
Dec. 27 (CGY 5 vs. EDM 3) 2nd period

**FOR, ONE HOME PERIOD:** 20 shots  
Dec. 27 (CGY 5 vs. EDM 3) 2nd period

**FOR, ONE ROAD PERIOD:** 16 shots (4x)  
Mar. 24 (MIN 6 vs. CGY 2) 2nd period

**AGAINST:** 18 shots (4x)  
Apr. 9 (CGY 2 @ MIN 1) 2nd period

**AGAINST, ONE HOME PERIOD:** 18 shots (2x)  
Mar. 14 (CGY 7 vs. STL 4) 3rd period

**AGAINST, ONE ROAD PERIOD:** 18 shots (2x)  
Apr. 9 (CGY 2 @ MIN 1) 2nd period

## FEWEST SHOTS, GAME

**FOR:** 14 shots  
Dec. 29 (ANA 1 @ CGY 0)

**FOR, ONE HOME GAME:** 14 shots  
Dec. 29 (ANA 1 @ CGY 0)

**FOR, ONE ROAD GAME:** 20 shots  
Oct. 16 (WPG 3 vs. CGY 1)

**AGAINST:** 15 shots  
Jan. 13 (CGY 6 vs. FLA 0)

**AGAINST, ONE HOME GAME:** 15 shots  
Jan. 13 (CGY 6 vs. FLA 0)

**AGAINST, ONE ROAD GAME:** 21 shots  
Nov. 27 (ARI 2 vs. CGY 1 OT)

## FEWEST SHOTS, PERIOD

**FOR:** 3 shots (6x)  
Mar. 21 (TOR 5 vs. CGY 2) 1st period

**FOR, ONE HOME PERIOD:** 3 shots (3x)  
Feb. 9 (CGY 4 vs. TOR 3) 3rd period

**FOR, ONE ROAD PERIOD:** 3 shots (3x)  
Mar. 21 (TOR 5 vs. CGY 2) 1st period

**AGAINST:** 1 shot  
Jan. 2 (CGY 4 @ COL 0) 3rd period

**AGAINST, ONE HOME PERIOD:** 3 shots  
Dec. 31 (LAK 4 @ CGY 1) 3rd period

**AGAINST, ONE ROAD PERIOD:** 1 shot  
Jan. 2 (CGY 4 @ COL 0) 3rd period

## MOST POWER PLAY GOALS

**FOR, ONE GAME:** 3 goals  
Jan. 11 (SJS 5 @ CGY 4)

**AGAINST, ONE GAME:** 3 goals (4x)  
Mar. 24 (MIN 6 vs. CGY 2)

**TOTAL, ONE GAME:** 5 goals (2x)  
Feb. 15 (ANA 6 @ CGY 4) (2 PPGF, 3 PPGA)

## MOST SHORT-HANDED GOALS

**FOR, ONE GAME:** 2 goals (2x)  
Mar. 18 (COL 4 @ CGY 3 SO)  
Mark Giordano, Freddie Hamilton

**AGAINST, ONE GAME:** 1 goal (7x)  
Mar. 11 (ARI 4 @ CGY 1) Boyd Gordon

**TOTAL, ONE GAME:** 2 goals (2x)  
Mar. 18 (COL 4 @ CGY 3 SO)  
Mark Giordano, Freddie Hamilton  
(2 SHGF, 0 SHGA)

# 2015-16 FLAMES HIGHS & LOWS - INDIVIDUAL

MOST RECENT LISTED

## **MOST CONSECUTIVE GAMES:**

### **SCORING GOALS:** 3 games (5x)

Mikael Backlund, Apr. 2 – Apr. 7 (6 goals)

### **REGISTERING ASSISTS:** 8 games

Johnny Gaudreau, Feb. 15 – Feb. 29  
(9 assists)

### **SCORING POINTS:** 8 games

Johnny Gaudreau, Feb. 15 – Feb. 29  
(3 goals, 9 assists)

## **MOST:**

### **GAMES PLAYED:** 82 games (3x)

Mikael Backlund, Mark Giordano,  
Dougie Hamilton

### **GOALS:** 30 goals

Johnny Gaudreau

### **GOALS, ONE GAME:** 4 goals

Sam Bennett, Jan. 13 (CGY 6 vs. FLA 0)

### **ASSISTS:** 48 assists

Johnny Gaudreau

### **ASSISTS, ONE GAME:** 3 assists (7x)

Dougie Hamilton, Mar. 20 (CGY 4 @ MTL 1)

### **POINTS:** 78 points

Johnny Gaudreau (30 goals, 48 assists)

### **POINTS, ONE GAME:** 4 points (3x)

Sean Monahan (1G, 3A),  
Feb. 3 (CGY 4 vs. CAR 1)

### **PENALTY MINUTES:** 103 minutes

Brandon Bollig

### **PENALTY MINUTES, ONE GAME:** 17

Garnet Hathaway,  
Mar. 7 (SJS 2 vs. CGY 1 OT)

### **POWER PLAY GOALS:** 9 goals

Mark Giordano

### **GAME WINNING GOALS:** 6 goals

Johnny Gaudreau

### **GAME WINNING SHOOT-OUT GOALS:** 1 (2x)

Johnny Gaudreau, Jiri Hudler

### **OVERTIME GOALS:** 3 goals

Johnny Gaudreau

### **SHORT-HANDED GOALS:** 3 goals

Mikael Backlund

### **SHOTS:** 217 shots

Johnny Gaudreau

### **SHOTS, ONE GAME:** 8 shots

Dougie Hamilton,  
Mar. 7 (SJS 2 vs. CGY 1 OT)

## **FASTEST OPENING GOAL:**

### **FOR:** 0:33

Johnny Gaudreau,  
Dec. 4 (CGY 5 vs. BOS 4 OT)

### **AGAINST:** 0:30

Sidney Crosby,  
Mar. 5 (CGY 4 @ PIT 2)

## **FASTEST OPENING GOAL OTHER THAN 1ST PERIOD:**

### **FOR:** 0:21

Mikael Backlund,  
Mar. 11 (ARI 4 @ CGY 1) 2nd period

### **AGAINST:** 0:14

Milan Lucic,  
Apr. 5 (LAK 5 @ CGY 4 OT) 2nd period

# 2015-16 FLAMES HIGHS & LOWS

## FLAMES MONTH-BY-MONTH RECORD:

MONTH	GP	W	L	OTL	L/SO	GF	GA	PTS
OCT.	12	3	8	0	1	27	50	7
NOV.	12	5	6	1	0	29	37	11
DEC.	13	9	4	0	0	41	34	18
JAN.	11	4	6	0	1	29	25	9
FEB.	14	5	8	1	0	43	49	11
MAR.	16	6	8	1	1	44	56	14
APR.	4	3	0	1	0	18	9	7
<b>TOTAL</b>	<b>82</b>	<b>35</b>	<b>40</b>	<b>4</b>	<b>3</b>	<b>231</b>	<b>260</b>	<b>77</b>

## FLAMES TEAM-BY-TEAM RECORD:

HOME									ROAD								
GP	W	L	OTL	SOL	GF	GA	PTS	TEAM	GP	W	L	OTL	SOL	GF	GA	PTS	
2	0	2	0	0	4	7	0	ANA	3	0	3	0	0	8	18	0	
2	0	2	0	0	2	6	0	ARI	3	1	1	1	0	7	8	3	
1	1	0	0	0	5	4	2	BOS	1	0	1	0	0	1	2	0	
1	1	0	0	0	4	3	2	BUF	1	0	1	0	0	3	6	0	
1	1	0	0	0	4	1	2	CAR	1	0	1	0	0	2	5	0	
2	1	1	0	0	3	5	2	CHI	1	0	1	0	0	1	4	0	
1	0	0	0	1	3	4	1	COL	2	1	1	0	0	7	6	2	
1	0	1	0	0	1	2	0	CBJ	1	1	0	0	0	4	2	2	
1	1	0	0	0	4	3	2	DAL	2	1	1	0	0	4	3	2	
1	1	0	0	0	3	2	2	DET	1	0	1	0	0	2	4	0	
2	1	1	0	0	7	8	2	EDM	3	2	0	0	1	11	6	5	
1	1	0	0	0	6	0	2	FLA	1	0	1	0	0	3	4	0	
2	0	1	1	0	5	9	1	LAK	2	0	2	0	0	1	5	0	
1	0	1	0	0	3	5	0	MIN	2	1	1	0	0	4	7	2	
1	0	1	0	0	2	6	0	MTL	1	1	0	0	0	4	1	2	
2	1	1	0	0	4	4	2	NSH	1	1	0	0	0	2	1	2	
1	1	0	0	0	3	2	2	NJD	1	0	1	0	0	2	4	0	
1	0	0	1	0	1	2	1	NYI	1	0	1	0	0	0	4	0	
1	1	0	0	0	5	4	2	NYR	1	0	1	0	0	1	4	0	
1	0	1	0	0	4	6	0	OTT	1	0	0	0	1	4	5	1	
1	1	0	0	0	2	1	2	PHI	1	0	1	0	0	3	5	0	
1	1	0	0	0	5	2	2	PIT	1	1	0	0	0	4	2	2	
3	1	1	1	0	9	9	3	SJS	2	1	1	0	0	8	10	2	
2	1	1	0	0	10	8	2	STL	1	0	1	0	0	2	3	0	
1	1	0	0	0	3	1	2	TBL	1	0	1	0	0	1	3	0	
1	1	0	0	0	4	3	2	TOR	1	0	1	0	0	2	5	0	
3	2	1	0	0	13	10	4	VAN	2	2	0	0	0	7	3	4	
1	0	1	0	0	2	6	0	WSH	1	1	0	0	0	3	3	2	
2	2	0	0	0	8	2	4	WPG	1	0	1	0	0	1	3	0	
41	21	16	3	1	129	125	46	<b>TOTALS</b>	41	14	24	1	2	102	135	31	

# 2015-16 FLAMES SCORING SUMMARY

REGULAR SEASON																		
RANK	PLAYER	POS	GP	G	A	P	+/-	PIM	PP	SH	GW	OT	S	S%	TOI/G	SFT/G	FO%	
1	Johnny Gaudreau	L	79	30	48	78	+4	20	6	0	6	3	217	13.8	19:55	24.9	40.0	
2	Sean Monahan	C	81	27	36	63	-6	18	7	0	5	1	197	13.7	19:10	26.3	51.0	
3	Mark Giordano	D	82	21	35	56	-5	54	9	1	2	1	212	9.9	24:47	30.5	0.0	
4	Mikael Backlund	C	82	21	26	47	+10	28	3	3	4	2	155	13.5	16:25	23.7	47.2	
5	T.J. Brodie	D	70	6	39	45	+4	18	2	0	1	1	79	7.6	25:15	30.1	0.0	
6	Joe Colborne	C	73	19	25	44	-9	27	3	0	2	0	100	19.0	15:09	21.5	54.8	
7	Dougie Hamilton	D	82	12	31	43	-14	46	5	0	3	0	190	6.3	19:46	27.3	0.0	
8	Sam Bennett	C	77	18	18	36	-11	37	3	0	2	0	136	13.2	15:08	21.3	46.1	
9	Jiri Hudler	R	53	10	25	35	-1	17	1	0	0	0	80	12.5	16:38	23.9	45.0	
10	Michael Frolik	R	64	15	17	32	+1	24	0	2	4	0	155	9.7	15:48	23.2	50.0	
11	Dennis Wideman	D	51	2	17	19	-9	30	2	0	0	0	75	2.7	20:36	26.7	0.0	
12	Micheal Ferland	L	71	4	14	18	-15	45	1	0	0	0	122	3.3	12:36	20.1	58.3	
13	Matt Stajan	C	80	6	11	17	-4	52	0	2	0	0	58	10.3	12:41	19.6	47.3	
14	David Jones	R	59	9	6	15	-8	10	1	0	2	0	67	13.4	12:47	19.7	50.0	
15	Kris Russell	D	51	4	11	15	-4	8	2	0	1	1	56	7.1	22:52	31.4	0.0	
16	Josh Jooris	C	59	4	9	13	-1	39	0	0	0	0	80	5.0	12:17	19.5	44.4	
17	Deryk Engelland	D	69	3	9	12	+7	54	0	0	0	0	71	4.2	15:13	21.4	0.0	
18	Markus Granlund	C	31	4	3	7	-1	8	0	1	0	0	37	10.8	12:57	19.6	44.7	
19	Lance Bouma	C	44	2	5	7	-6	31	0	0	0	0	49	4.1	12:02	18.9	38.5	
20	Jyrki Jokipakka	D	18	0	6	6	+3	8	0	0	0	0	19	0.0	17:54	23.1	0.0	
21	Mason Raymond	L	29	4	1	5	-3	8	0	0	0	0	53	7.5	12:20	18.1	42.9	
22	Jakub Nakladal	D	27	2	3	5	-5	6	0	0	0	0	42	4.8	14:11	18.7	0.0	
23	Brandon Bollig	L	54	2	2	4	-10	103	0	0	0	0	56	3.6	9:17	14.8	66.7	
24	Hunter Shinkaruk	C	7	2	1	3	-4	2	1	0	0	0	12	16.7	15:44	20.4	0.0	
25	Garnet Hathaway	R	14	0	3	3	-1	31	0	0	0	0	11	0.0	12:01	18.7	25.0	
26	Freddie Hamilton	C	4	1	1	2	+1	0	0	1	0	0	7	14.3	12:42	21.0	57.1	
27	Patrick Steloff	D	1	1	0	1	+1	2	0	0	1	0	1	100.0	17:59	25.0	0.0	
28	Derek Grant	C	15	0	1	1	-7	2	0	0	0	0	22	0.0	10:52	17.9	55.0	
29	Drew Shore	C	2	0	1	1	+0	2	0	0	0	0	3	0.0	13:59	18.5	40.0	
30	Tyler Wotherspoon	D	11	0	1	1	+0	0	0	0	0	0	9	0.0	14:10	19.1	0.0	
31	Turner Elson	L	1	0	1	1	+1	0	0	0	0	0	0	0.0	14:54	20.0	0.0	
32	Emile Poirier	L	2	0	0	0	-1	2	0	0	0	0	3	0.0	13:53	19.5	0.0	
33	Ladislav Smid	D	22	0	0	0	-7	6	0	0	0	0	11	0.0	11:35	17.1	0.0	
34	Kenny Agostino	L	2	0	0	0	-2	0	0	0	0	0	3	0.0	13:33	19.5	0.0	
35	Oliver Kyllington	D	1	0	0	0	+0	0	0	0	0	0	1	0.0	17:22	20.0	0.0	
36	Brett Kulak	D	8	0	0	0	-2	0	0	0	0	0	9	0.0	12:20	18.3	0.0	

## GOALTENDERS


RANK	PLAYER	GP	GS	W	L	OT	SA	GA	GAA	SV	SV%	SO	G	A	PIM	TOI
1	Karri Ramo	37	37	17	18	1	1034	94	2.63	940	.909	1	0	1	0	2,144:38
2	Jonas Hiller	26	23	9	11	1	654	79	3.51	575	.879	1	0	0	0	1,350:52
3	Joni Ortio	22	19	7	9	5	564	55	2.76	509	.902	1	0	0	2	1,196:45
4	Niklas Backstrom	4	3	2	2	0	109	13	3.35	96	.881	0	0	0	0	232:43

# 2015-16 FLAMES TOP SCORERS




**JOHNNY  
GAUDREAU**

1st on Flames with 30 goals




**SEAN  
MONAHAN**

2nd on Flames with 27 goals



**MARK  
GIORDANO**

Tied for 3rd on Flames with 21 goals



**MIKAEL  
BACKLUND**

## INDIVIDUAL GOAL SCORING BREAKDOWN

PLAYER	TOT	BY PERIOD					BY HALF & HOME/ROAD					TEAM RECORD WHEN SCORING			
		1	2	3	OT	SO	1H	2H	HOM	ROA	ENG	GP	W	L	OT
Mikael Backlund	21	6	8	5	2	-	5	16	12	9	1	18	12	5	1
Sam Bennett	18	8	5	5	-	-	6	12	7	11	1	13	7	4	2
Brandon Bollig	2	1	-	1	-	-	1	1	-	2	-	2	2	0	0
Lance Bouma	2	-	-	2	-	-	1	1	1	1	1	2	2	0	0
T.J. Brodie	6	1	3	1	1	-	4	2	2	4	-	6	5	1	0
Joe Colborne	19	7	4	8	-	-	5	14	10	9	1	19	12	5	2
Deryk Engelland	3	-	1	2	-	-	-	3	3	-	-	3	1	1	1
Micheal Ferland	4	-	1	3	-	-	2	2	2	2	-	4	1	3	0
Michael Frolik	15	6	5	4	-	-	7	8	6	9	1	10	8	2	0
Johnny Gaudreau	30	9	8	10	3	1	18	12	23	7	2	20	15	5	0
Mark Giordano	21	3	9	8	1	-	10	11	14	7	-	19	9	7	3
Markus Granlund	4	2	1	1	-	-	3	1	3	1	-	4	3	1	0
Dougie Hamilton	12	7	3	2	-	-	6	6	6	6	-	12	7	4	1
Freddie Hamilton	1	-	1	-	-	-	-	1	1	-	-	1	0	0	1
Jiri Hudler	10	5	4	1	-	1	5	5	8	2	-	9	1	7	1
David Jones	9	2	5	2	-	-	8	1	6	3	-	7	2	5	0
Josh Jooris	4	1	2	1	-	-	3	1	3	1	-	4	3	1	0
Sean Monahan	27	10	7	9	1	-	13	14	12	15	-	23	14	9	0
Jakub Nakladal	2	-	1	1	-	-	-	2	-	2	-	2	0	2	0
Mason Raymond	4	1	3	-	-	-	3	1	3	1	-	4	3	1	0
Kris Russell	4	-	1	2	1	-	2	2	-	4	-	4	2	1	1
Hunter Shinkaruk	2	-	2	-	-	-	-	2	1	1	-	2	0	1	1
Pat Sieloff	1	-	-	1	-	-	-	1	-	1	-	1	1	0	0
Matt Stajan	6	3	3	-	-	-	4	2	4	2	-	6	4	1	1
Dennis Wideman	2	-	2	-	-	-	2	-	1	1	-	2	0	2	0

Only includes goals scored with the Calgary Flames.



## POWER-PLAY GOALS FOR

PLAYER	ANA	ARI	BOS	BUF	CAR	CHI	COL	CBJ	DAL	DET	EDM	FLA	LAK	MIN	MTL	NSH	NJD	NYI	NYR	OTT	PHI	PIT	STL	SJS	TBL	TOR	VAN	WSH	WPG	TL
Agostino																														0
Backlund													1														1	1		3
Bennett																			1					1	1					3
Bollig																														0
Bouma																														0
Brodie		1									1																			2
Colborne																				1				1			1			3
Elson																														0
Engelland																														0
Ferland																									1					1
Frolik																														0
Gaudreau	1	1									1		1								1								1	6
Giordano	1	1			1						2		1										1	1					1	9
Granlund																														0
Grant																														0
Hamilton, D	1				1	1		1																			1			5
Hamilton, F																														0
Hathaway																														0
Hudler																								1						1
Jokipakka																														0
Jones											1																			1
Jooris																														0
Kulak																														0
Kylington																														0
Monahan		1										1	1		1		1				1			1						7
Nakladal																														0
Poirier																														0
Raymond																														0
Russell																	1								1					2
Shinkaruk	1																													1
Shore																														0
Sieloff																														0
Smid																														0
Stajan																														0
Wideman											1														1					2
Wotherspoon																														0
<b>TOTALS</b>	<b>4</b>	<b>4</b>	<b>0</b>	<b>1</b>	<b>2</b>	<b>0</b>	<b>1</b>	<b>0</b>	<b>0</b>	<b>1</b>	<b>5</b>	<b>1</b>	<b>2</b>	<b>2</b>	<b>1</b>	<b>0</b>	<b>2</b>	<b>0</b>	<b>0</b>	<b>2</b>	<b>1</b>	<b>1</b>	<b>2</b>	<b>7</b>	<b>1</b>	<b>1</b>	<b>3</b>	<b>0</b>	<b>2</b>	<b>46</b>

## POWER-PLAY RECORD

	ADVANTAGES	PP GOALS	PCT.	NHL RANK
HOME	133	24	18.0	21st
ROAD	137	22	16.1	21st
<b>TOTAL</b>	<b>270</b>	<b>46</b>	<b>17.0</b>	<b>22nd</b>

## POWER-PLAY GOALS AGAINST

ANA	ARI	BOS	BUF	CAR	CHI	COL	CBJ	DAL	DET	EDM	FLA	LAK	MIN	MTL	NSH	NJD	NYI	NYR	OTT	PHI	PIT	STL	SJS	TBL	TOR	VAN	WSH	WPG	TOTAL	
8	7	1	3	1	1	1	0	0	2	3	1	3	4	1	1	1	1	1	1	2	1	2	7	1	1	1	2	0	0	57

## PENALTY KILL RECORD

	DISADVANTAGES	PPG AGAINST	PCT.	NHL RANK
HOME	103	25	75.7	29th
ROAD	130	32	75.4	27th
<b>TOTAL</b>	<b>233</b>	<b>57</b>	<b>75.5</b>	<b>30th</b>

## SHORTHANDED GOALS

### FOR (10)

PLAYER	DATE	VS.	RESULT
M. Stajan	Dec. 27	vs. EDM	5-3 W
M. Granlund	Feb. 9	vs. TOR	4-3 W
M. Backlund	Mar. 11	vs. ARI	1-4 L
M. Frolik	Mar. 14	vs. STL	7-4 W
M. Frolik	Mar. 14	vs. STL	7-4 W
M. Giordano	Mar. 18	vs. COL	3-4 L (SO)
F. Hamilton	Mar. 18	vs. COL	3-4 L (SO)
M. Stajan	Mar. 21	at TOR	2-5 L
M. Backlund	Apr. 2	at EDM	5-0 W
M. Backlund	Apr. 7	vs. VAN	7-3 W

### AGAINST (6)

PLAYER	DATE	VS.	RESULT
P. Byron	Oct. 30	vs. MTL	2-6 L
E. Johnson	Nov. 3	at COL	3-6 L
B. Marchand	Dec. 4	vs. BOS	5-4 W (OT)
J. Oduya	Dec. 17	at DAL	3-1 W
J. Zucker	Feb. 17	vs. MIN	3-5 L
M. Foligno	Mar. 3	at BUF	3-6 L

## EMPTY NET GOALS

### FOR (7)

PLAYER	DATE	VS.	RESULT
J. Gaudreau	Nov. 7	vs. PIT	5-2 W
J. Gaudreau	Dec. 22	vs. WPG	4-1 W
L. Bouma	Jan. 5	vs. TBL	3-1 W
M. Backlund	Feb. 6	at VAN	4-1 W
S. Bennett	Feb. 6	at VAN	4-1 W
M. Frolik	Mar. 14	vs. STL	7-4 W
J. Colborne	Mar. 28	at ARI	5-2 W

### AGAINST (16)

PLAYER	DATE	VS.	RESULT
B. Wheeler	Oct. 16	at WPG	1-3 L
J. Iginla	Nov. 3	at COL	3-6 L
J. Toews	Nov. 15	at CHI	1-4 L
R. Kesler	Nov. 24	at ANA	3-5 L
J. Abdelkader	Dec. 20	at DET	2-4 L
T. Pearson	Dec. 31	vs. LAK	1-4 L
A. Greene	Jan. 19	at NJD	2-4 L
C. Coyle	Feb. 17	vs. MIN	3-5 L
J. Pageau	Feb. 27	vs. OTT	4-6 L
W. Simmonds	Feb. 29	at PHI	3-5 L
E. Kane	Mar. 3	at BUF	3-6 L
B. Richardson	Mar. 11	vs. ARI	1-4 L
C. Greening	Mar. 21	at TOR	2-5 L
J. Leivo	Mar. 21	at TOR	2-5 L
A. Ladd	Mar. 26	vs. CHI	1-4 L
T. Teravainen	Mar. 26	vs. CHI	1-4 L

## HAT TRICKS

### FOR (6)

PLAYER	DATE	VS.	RESULT	GOALIE	GOALS
M. Frolik	Oct. 31	at EDM	5-4 W	C. Talbot	3
J. Gaudreau	Dec. 4	vs. BOS	5-4 W (OT)	Gustavsson / Rask	3
J. Gaudreau	Dec. 22	vs. WPG	4-1 W	Hutchinson	3
S. Bennett	Jan. 13	vs. FLA	6-0 W	Luongo / Montoya	4
M. Frolik	Mar. 14	vs. STL	7-4 W	Allen / Nilsson	3
M. Backlund	Apr. 7	vs. VAN	7-3 W	Miller	3

### AGAINST (5)

PLAYER	DATE	VS.	RESULT	GOALIE	GOALS
D. Weise	Oct. 30	vs. MTL	2-6 L	J. Ortio	3
R. Ristolainen	Dec. 10	vs. BUF	4-3 W	K. Ramo	3
M. Zibanejad	Feb. 27	vs. OTT	4-6 L	J. Ortio	3
B. Schenn	Feb. 29	at PHI	3-5 L	J. Hiller	3
Z. Parise	Mar. 24	at MIN	2-6 L	N. Backstrom	3

**PENALTY BREAKDOWN**

**MULTIPLE POINT GAMES**

PLAYER	GP	PIM	MINOR	MAJOR	MISC	G MISC	GOALS				ASSISTS				POINTS						
							2	3	4	TOTAL	2	3	4	TOTAL	2	3	4	5	TOTAL		
Agostino	2	0	0	0	0	0	0	0	0	0	0	0	0	0	0	0	0	0	0	0	0
Backlund	82	28	14	0	0	0	1	1	0	2	3	1	0	4	8	3	0	0	11		
Bennett	77	37	16	1	0	0	2	0	1	3	1	0	0	1	7	1	1	0	9		
Bollig	54	103	14	7	4	0	0	0	0	0	0	0	0	0	0	0	0	0	0		
Bouma	44	31	3	1	2	0	0	0	0	0	1	0	0	1	1	0	0	0	1		
Brodie	70	18	9	0	0	0	0	0	0	0	5	2	0	7	6	2	0	0	8		
Colborne	73	27	11	1	0	0	0	0	0	0	4	0	0	4	10	1	0	0	11		
Elson	1	0	0	0	0	0	0	0	0	0	0	0	0	0	0	0	0	0	0		
Engelland	69	54	12	2	2	0	0	0	0	0	0	0	0	0	1	0	0	0	1		
Ferland	71	45	15	3	0	0	0	0	0	0	1	0	0	1	2	0	0	0	2		
Frolik	64	24	12	0	0	0	1	2	0	3	2	0	0	2	4	3	0	0	7		
Gaudreau	79	20	10	0	0	0	6	2	0	8	8	1	0	9	11	8	1	0	20		
Giordano	82	54	27	0	0	0	2	0	0	2	5	0	0	5	13	1	0	0	14		
Granlund	31	8	4	0	0	0	0	0	0	0	0	0	0	0	1	0	0	0	1		
Grant	15	2	1	0	0	0	0	0	0	0	0	0	0	0	0	0	0	0	0		
D. Hamilton	82	46	18	0	1	0	0	0	0	0	1	2	0	3	6	2	0	0	8		
F. Hamilton	4	0	0	0	0	0	0	0	0	0	0	0	0	0	0	0	0	0	0		
Hathaway	14	31	8	1	1	0	0	0	0	0	1	0	0	1	1	0	0	0	1		
Hudler	53	17	6	1	0	0	1	0	0	1	4	0	0	4	5	1	0	0	6		
Jokipakka	18	8	4	0	0	0	0	0	0	0	0	0	0	0	0	0	0	0	0		
Jones	59	10	5	0	0	0	2	0	0	2	0	0	0	0	3	0	0	0	3		
Jooris	59	39	17	1	0	0	0	0	0	0	0	0	0	0	1	0	0	0	1		
Kulak	8	0	0	0	0	0	0	0	0	0	0	0	0	0	0	0	0	0	0		
Kylington	1	0	0	0	0	0	0	0	0	0	0	0	0	0	0	0	0	0	0		
Monahan	81	18	9	0	0	0	4	0	0	4	4	2	0	6	7	5	1	0	13		
Nakladal	27	6	3	0	0	0	0	0	0	0	0	0	0	0	0	0	0	0	0		
Ortio (G)	22	2	1	0	0	0	0	0	0	0	0	0	0	0	0	0	0	0	0		
Poirier	2	2	1	0	0	0	0	0	0	0	0	0	0	0	0	0	0	0	0		
Raymond	29	8	4	0	0	0	0	0	0	0	0	0	0	0	0	0	0	0	0		
Russell	51	8	4	0	0	0	0	0	0	0	2	0	0	2	3	0	0	0	3		
Shinkaruk	7	2	1	0	0	0	0	0	0	0	0	0	0	0	0	0	0	0	0		
Shore	2	2	1	0	0	0	0	0	0	0	0	0	0	0	0	0	0	0	0		
Sieloff	1	2	1	0	0	0	0	0	0	0	0	0	0	0	0	0	0	0	0		
Smid	22	6	3	0	0	0	0	0	0	0	0	0	0	0	0	0	0	0	0		
Stajan	80	52	16	0	2	0	0	0	0	0	0	1	0	1	1	1	0	0	2		
Wideman	51	30	10	2	0	0	0	0	0	0	3	0	0	3	3	0	0	0	3		
Wotherspoon	11	0	0	0	0	0	0	0	0	0	0	0	0	0	0	0	0	0	0		

# 2015-16 FLAMES RESULTS

## OVERALL

GOAL KEY: underline = power play goal, \* = shorthanded goal, **bold italic** = GW shoot-out goal, + = game-tying goal, \$ = empty net, # = penalty shot

### OVERALL

GAME#	DAY	DATE	HOME	AWAY	RESULT	RECORD	PTS	GF	GA	FLAMES GOALS BY #	SHOTS-CG/OPP	PP	PK	GOALIE	SAVES / SHOTS	SAVE %	ATTENDANCE	CONF. RANK
1	Wed.	Oct. 7	CGY	VAN	1-5 L	0-1-0-0	0	5	5	24	30/44	0/2	3/4	Ramo	39/44	.886	19,289	3
2	Sat.	Oct. 10	VAN	CGY	3-2 W (OT)	1-1-0-0	2	4	7	27, 23+, 13	38/30	1/2	3/4	Hiller	28/30	.933	18,570	11
3	Tue.	Oct. 13	CGY	STL	3-4 L	1-2-0-0	2	1	11	21, 24, 19	18/28	1/4	0/1	Hiller	24/28	.857	18,632	11
4	Fri.	Oct. 16	WPG	CGY	1-3 L	1-3-0-0	2	8	14	11	20/30	0/2	4/4	Ramo	27/29	.931	15,294	11
5	Sat.	Oct. 17	CGY	EDM	2-5 L	1-4-0-0	2	10	19	19, 19	24/28	1/4	3/4	Hiller	23/28	.821	19,289	13
6	Tue.	Oct. 20	CGY	WSH	2-6 L	1-5-0-0	2	12	25	23, 5	19/30	0/2	3/3	Ramo	14/18	.778	19,303	14
7	Fri.	Oct. 23	CGY	DET	3-2 W (OT)	2-5-0-0	4	15	27	5, 8+, 5	40/29	0/3	2/4	Hiller	10/12	.833	19,158	13
8	Sun.	Oct. 25	NVR	CGY	1-4 L	2-6-0-0	4	16	31	24	29/26	0/2	2/2	Hiller	27/29	.931	18,446	13
9	Mon.	Oct. 26	NVI	CGY	0-4 L	2-7-0-0	4	16	35	27, 8, 4, 93+	29/35	0/3	2/3	Orto	5/5	1,000	11,582	14
10	Wed.	Oct. 28	OTT	CGY	4-5 L (SO)	2-7-0-1	5	20	40	27, 8, 4, 93+	38/23	1/4	4/4	Hiller	14/18	.778	16,923	13
11	Fri.	Oct. 30	CGY	MTL	2-6 L	2-8-0-1	5	22	46	24, 16	32/31	0/3	2/3	Orto	25/31	.806	19,289	13
12	Sat.	Oct. 31	EDM	CGY	5-4 W	3-8-0-1	7	27	50	52, 67, 7, 67	32/23	1/3	2/4	Ramo	19/23	.826	16,439	13
13	Tue.	Nov. 3	COL	CGY	3-6 L	3-9-0-1	7	30	56	13, 93, 5	25/42	0/2	2/3	Ramo	36/41	.878	14,408	13
14	Thur.	Nov. 5	CGY	PHI	2-1 W (OT)	4-9-0-1	9	32	57	16, 11	30/27	0/2	2/2	Ramo	26/27	.963	19,289	13
15	Sat.	Nov. 7	CGY	PIT	5-2 W	5-9-0-1	11	37	59	8, 13, 93, 23, 13\$	31/25	1/3	1/2	Ramo	23/25	.920	19,289	12
16	Tue.	Nov. 10	FLA	CGY	3-4 L	5-10-0-1	11	40	63	19, 19, 23	28/31	1/1	1/2	Ramo	27/31	.871	11,242	13
17	Thur.	Nov. 12	TBL	CGY	1-3 L	5-11-0-1	11	41	66	93	31/29	1/4	1/2	Ramo	26/29	.897	19,092	14
18	Fri.	Nov. 13	WSH	CGY	3-2 W (OT)	6-11-0-1	13	44	68	67, 23, 23	29/36	0/2	2/2	Ramo	34/36	.944	18,506	13
19	Sun.	Nov. 15	CHI	CGY	1-4 L	6-12-0-1	13	45	72	19	26/41	0/2	1/1	Ramo	37/40	.925	21,629	13
20	Tue.	Nov. 17	CGY	NJD	3-2 W	7-12-0-1	15	48	74	7, 18, 19	30/20	0/4	2/3	Ramo	18/20	.900	19,289	13
21	Fri.	Nov. 20	ANA	CGY	2-1 W (OT)	8-12-0-1	17	50	75	23, 13	37/19	0/2	2/3	Ramo	18/19	.947	19,289	12
22	Tue.	Nov. 24	ANA	CGY	3-5 L	8-13-0-1	17	53	80	67, 93, 67	25/32	0/2	0/2	Ramo	27/31	.871	15,688	13
23	Fri.	Nov. 27	ARI	CGY	1-2 L (OT)	8-13-1-1	18	54	82	5	26/21	1/6	2/2	Ramo	19/21	.905	11,495	12
24	Sat.	Nov. 28	SJS	CGY	2-5 L	8-14-1-1	18	56	87	60, 79	27/29	0/3	0/2	Hiller	24/29	.828	17,283	13
25	Tue.	Dec. 1	CGY	DAL	4-3 W (SO)	9-14-1-1	20	60	90	11, 13, 27+, 13	32/29	0/3	0/2	Ramo	26/29	.897	19,289	13
26	Fri.	Dec. 4	CGY	BOS	5-4 W (OT)	10-14-1-1	22	65	94	13, 5, 13, 24+, 13	37/38	0/4	1/1	Ramo	34/38	.895	19,289	13
27	Tue.	Dec. 8	CGY	SJS	4-2 W	11-14-1-1	24	69	96	60, 23, 67, 11	33/33	1/7	2/3	Ramo	31/33	.939	19,289	13
28	Thur.	Dec. 10	CGY	BUF	4-3 W	12-14-1-1	26	73	99	23, 60, 23, 13	32/30	0/2	1/3	Hiller	27/30	.900	18,565	12
29	Sat.	Dec. 12	CGY	NVR	5-4 W (OT)	13-14-1-1	28	78	103	13, 21, 13, 8, 7	27/29	0/3	4/5	Hiller	25/29	.862	19,289	12
30	Tue.	Dec. 15	NSH	CGY	2-1 W (OT)	14-14-1-1	30	80	104	7+, 4	21/22	0/4	2/2	Ramo	21/22	.955	15,431	12
31	Thur.	Dec. 17	DAL	CGY	3-1 W	15-14-1-1	32	83	105	23+, 27, 21	27/36	0/3	3/3	Ramo	35/36	.972	18,410	9
32	Sat.	Dec. 19	STL	CGY	2-3 L	15-15-1-1	32	85	108	23, 5	38/22	0/4	0/0	Ramo	19/22	.864	18,163	9
33	Sun.	Dec. 20	DET	CGY	2-4 L	15-16-1-1	32	87	112	6, 27	35/28	0/3	3/3	Ramo	31/34	.911	20,027	11
34	Tue.	Dec. 22	CGY	WPG	4-1 W	16-16-1-1	34	91	113	13, 8, 13, 13\$	33/20	1/5	1/1	Ramo	19/20	.950	19,289	11
35	Sun.	Dec. 27	CGY	EDM	5-3 W	17-16-1-1	36	96	116	13, 16*, 5+, 13, 5	37/31	2/3	1/1	Ramo	28/31	.903	19,289	10
36	Tue.	Dec. 29	CGY	ANA	0-1 L	17-17-1-1	36	98	117	5	14/21	0/3	2/2	Ramo	20/21	.952	19,289	12
37	Thur.	Dec. 31	COL	CGY	1-4 L	17-18-1-1	36	97	121	Lucic	24/24	0/4	0/1	Ramo	20/24	.833	19,289	12
38	Sat.	Jan. 2	COL	CGY	4-0 W	18-18-1-1	38	101	121	27, 16, 18, 11	34/26	1/7	2/2	Ramo	26/26	1,000	18,087	12
39	Tue.	Jan. 5	CGY	TBL	3-1 W	19-18-1-1	40	104	122	18, 19, 17\$, 13	24/31	0/1	0/0	Ramo	30/31	.968	18,966	9
40	Thur.	Jan. 7	CGY	ARI	1-2 L	19-19-1-1	40	105	124	13	25/33	1/3	2/3	Ramo	31/33	.939	19,272	11
41	Mon.	Jan. 11	CGY	SJS	4-5 L	19-20-1-1	40	109	129	23, 6, 93, 79	35/18	3/4	0/1	Ramo	13/18	.722	19,227	13
42	Wed.	Jan. 13	CGY	FLA	6-0 W	20-20-1-1	42	115	129	93, 13, 93, 93, 21, 93	36/15	0/2	2/2	Hiller	15/15	1,000	18,702	12

# 2015-16 FLAMES RESULTS

OVERALL CONTINUED

GAME#	DAY	DATE	HOME	AWAY	RESULT	RECORD	PTS	GF	GA	FLAMES GOALS BY#	DECIDING GOAL	SWTS - CGY/OPP	PP	PK	GOALIE	SAVES/SHOTS	SAVE %	ATTENDANCE	CONF. RANK
43	Sat.	Jan. 16	EDM	CGY	1-2 (SO)	20-21-2	43	116	131	93	Purcell	32/37	0/5	1/1	Hiller	36/37	97.3	16,839	13
44	Wed.	Jan. 21	NJD	CGY	2-4 L	20-21-2	43	118	135	23, 4	Boucher	28/26	2/4	2/2	Hiller	22/25	880	14,319	13
45	Thur.	Jan. 21	CBJ	CGY	4-2 W	21-21-1-2	45	122	137	67, 85, 13, 93	Gaudreau	27/29	0/0	1/1	Ramo	27/29	931	12,492	12
46	Sun.	Jan. 24	CAR	CGY	2-5 L	21-22-1-2	45	124	142	24, 8	Versieeg	35/36	0/5	4/5	Ramo	16/19	842	9,934	12
47	Mon.	Jan. 25	DAL	CGY	1-2 L	21-23-1-2	45	125	144	5	Spezza	24/30	0/5	2/2	Hiller	15/17	842	18,532	12
48	Wed.	Jan. 27	CGY	NSH	1-2 L	21-24-1-2	45	126	146	8	Weber	27/24	0/4	3/4	Ramo	28/30	933	19,289	13
49	Wed.	Feb. 3	CGY	CAR	4-1 W	22-24-1-2	47	130	147	27, 5, 13, 23	Giordano	24/20	2/4	5/5	Ramo	22/24	917	19,289	13
50	Fri.	Feb. 5	CGY	CBJ	1-2 L	22-25-1-2	47	131	149	24	Karlsson	34/19	2/4	0/0	Ramo	28/29	966	18,895	12
51	Sat.	Feb. 6	VAN	CGY	4-1 W	23-25-1-2	49	135	150	67, 23, 11, 93\$	Monahan	30/35	0/2	1/1	Hiller	16/18	889	19,289	12
52	Tue.	Feb. 9	CGY	TOR	4-3 W	24-25-1-2	51	139	153	60, 11, 79, 27	Hamilton	22/36	1/5	2/3	Hiller	33/36	917	19,289	12
53	Thur.	Feb. 11	SJS	CGY	6-5 W (SO)	25-25-1-2	53	145	158	93, 5, 23, 11, 4+	Hudler	22/42	2/3	6/9	Ramo	29/34	853	16,854	12
54	Fri.	Feb. 12	ARI	CGY	1-4 L	25-26-1-2	53	146	162	8	Ekman-Larsson	27/35	0/5	4/7	Hiller	8/8	1,000	13,643	12
55	Mon.	Feb. 15	CGY	ANA	4-6 L	25-27-1-2	53	150	168	13, 27, 24, 24	Rakell	37/28	2/5	0/3	Hiller	31/35	886	19,289	12
56	Wed.	Feb. 17	CGY	MIN	3-5 L	25-28-1-2	53	153	173	29, 19, 11	Pominville	28/24	1/5	2/3	Hiller	19/23	826	19,289	12
57	Fri.	Feb. 19	CGY	VAN	5-2 W	26-28-1-2	55	158	175	8, 11+, 67, 5, 16	Frolik	33/28	1/5	2/2	Hiller	26/28	929	19,289	12
58	Fri.	Feb. 21	ANA	CGY	2-5 L	26-29-1-2	55	160	180	5, 11	Getzlaf	24/33	1/5	3/4	Hiller	28/33	848	17,174	12
59	Tue.	Feb. 23	LAK	CGY	1-2 L	26-30-1-2	55	161	182	23	Kopitar	23/37	1/2	3/4	Orto	35/37	946	18,230	12
60	Thur.	Feb. 25	CGY	NYI	1-2 L (OT)	26-30-2-2	56	162	184	24	Bailey	32/34	0/2	2/2	Orto	32/34	941	19,289	12
61	Sat.	Feb. 27	CGY	OTT	4-6 L	26-31-2-2	56	166	190	8, 23, 13, 13	Zibanejad	38/26	1/3	2/3	Orto	20/25	800	19,289	12
62	Mon.	Feb. 29	PHI	CGY	3-5 L	26-32-2-2	56	168	195	23, 79, 67	Schein	32/29	1/4	1/3	Hiller	24/28	857	19,065	13
63	Tue.	Mar. 1	BOS	CGY	1-2 L	26-33-2-2	56	170	197	33	Bergton	25/25	0/4	4/5	Orto	23/25	920	17,565	13
64	Thur.	Mar. 3	BUF	CGY	3-6 L	26-34-2-2	56	173	203	33	Larsson	29/35	1/3	7/8	Hiller	29/34	853	18,651	14
65	Sat.	Mar. 5	PIT	CGY	4-2 W	27-34-2-2	58	177	205	8, 5, 11, 17	Backlund	30/31	0/3	2/2	Orto	29/31	935	18,663	12
66	Mon.	Mar. 7	CGY	SJS	1-2 L (OT)	27-34-3-2	59	178	207	8+	Pavelski	48/23	1/7	1/1	Orto	21/23	913	18,740	13
67	Wed.	Mar. 9	CGY	NSH	3-2 W (OT)	28-34-3-2	61	181	209	13, 13, 11	Backlund	34/26	0/3	2/2	Orto	24/26	923	19,289	12
68	Fri.	Mar. 11	CGY	STL	1-4 L	28-35-3-2	61	182	213	11+	Vermette	25/26	0/3	3/4	Orto	22/25	880	19,289	12
69	Mon.	Mar. 14	CGY	STL	7-4 W	29-35-3-2	63	189	217	8, 67*, 23, 5, 23, 67*, 67\$	Monahan	32/35	1/3	3/4	Orto	31/35	886	19,107	12
70	Wed.	Mar. 16	CGY	WPG	4-1 W	30-35-3-2	65	193	218	8, 67, 23, 5	Frolik	21/29	1/3	2/2	Orto	28/29	966	18,929	12
71	Fri.	Mar. 18	CGY	COL	3-4 L (SO)	30-35-3-3	66	196	222	18, 5*, 25*	Boecker	33/28	0/2	2/2	Orto	25/28	893	19,289	12
72	Sun.	Mar. 20	MTL	CGY	4-1 W	31-35-3-3	68	200	223	8, 23, 13, 23	Monahan	35/22	1/3	1/1	Backstrom	21/22	955	21,288	11
73	Mon.	Mar. 21	TOR	CGY	2-5 L	31-36-3-3	68	202	228	18*, 8	Nylander	25/26	0/2	6/6	Hiller	21/24	875	19,063	11
74	Thur.	Mar. 24	MIN	CGY	2-6 L	31-37-3-3	68	204	234	13, 33	Parise	33/29	1/5	2/5	Backstrom	23/29	793	19,032	12
75	Sat.	Mar. 26	CGY	CHI	1-4 L	31-38-3-3	68	205	238	27	Shaw	32/27	0/2	2/2	Orto	23/25	920	19,289	12
76	Mon.	Mar. 28	ARI	CGY	5-2 W	32-38-3-3	70	210	240	93, 93, 23, 7, 8\$	Monahan	21/24	2/3	2/4	Orto	22/24	917	14,347	11
77	Wed.	Mar. 30	ANA	CGY	3-8 L	32-39-3-3	70	213	248	49, 5, 7	McGinn	26/27	1/3	2/3	Hiller	3/5	600	16,004	11
78	Thur.	Mar. 31	LAK	CGY	0-3 L	32-40-3-3	70	213	251		Carter	21/29	0/2	2/3	Orto	17/22	773	18,417	11
79	Sat.	Apr. 2	EDM	CGY	5-0 W	33-40-3-3	72	218	251	11*, 8, 13, 13, 11	Backlund	35/28	1/6	2/2	Orto	26/29	897	18,639	11
80	Tue.	Apr. 5	CGY	LAK	4-5 L (OT)	33-40-4-3	73	222	256	11, 49, 5, 29	Carter	23/26	1/4	3/3	Orto	21/26	808	18,438	13
81	Thur.	Apr. 7	CGY	VAN	7-3 W	34-40-4-3	75	229	259	1, 27, 11, 8, 11*, 29, 83	Colborne	43/27	2/4	4/5	Orto	24/27	889	19,189	12
82	Sat.	Apr. 9	MIN	CGY	2-1 W	35-40-4-3	77	231	260	52, 50	Sieloff	25/36	0/2	5/5	Backstrom	24/27	972	19,247	12

# 2015-16 FLAMES RESULTS

HOME

GOAL KEY: underline = power play goal, \* = shorthanded goal, **bold italic** = GW shoot-out goal, + = game-tying goal, \$ = empty net, # = penalty shot

HOME

GAME#	DAY	DATE	OPP	RESULT	RECORD	PTS	GF	GA	FLAMES GOALS BY #	DECIDING GOAL	SHOTS -CG/OPP	PP	PK	GOALE	SAVES / SHOTS	SAVE %	ATTENDANCE
1	Wed.	Oct. 7	VAN	1-5 L	0-1-0-0	0	1	5	24	Sutter	30/44	0/2	3/3	Ranno	39/44	.886	19,289
2	Tue.	Oct. 13	STL	3-4 L	0-2-0-0	0	4	9	21, 24, 19	Parayko	18/28	1/4	0/1	Hiller	24/28	.857	18,632
3	Sat.	Oct. 17	EDM	2-5 L	0-3-0-0	0	6	14	19, 19	Hall	24/28	1/4	3/4	Hiller	23/28	.821	19,289
4	Tue.	Oct. 20	WSH	2-6 L	0-4-0-0	0	8	20	23, 5	Backstrom	19/30	0/2	3/3	Hiller	14/18	.778	18,303
5	Fri.	Oct. 23	DET	3-2 W (OT)	1-4-0-0	2	11	22	5, 8+, 5	Giordano	40/29	0/3	2/4	Hiller	10/12	.833	19,158
6	Fri.	Oct. 30	MTL	2-6 L	1-5-0-0	2	13	28	24, 16	Weise	32/31	0/3	2/3	Orlto	25/31	.806	19,289
7	Thur.	Nov. 5	PHI	2-1 W (OT)	2-5-0-0	4	15	29	16, 11	Backlund	30/27	0/2	2/2	Ranno	26/27	.963	19,289
8	Sat.	Nov. 7	PIT	5-2 W	3-5-0-0	6	20	31	8, 13, 93, 23, 13\$	Bennett	31/25	1/3	1/2	Ranno	23/25	.920	19,289
9	Tue.	Nov. 17	NJD	3-2 W	4-5-0-0	8	23	33	7, 18, 19	Jones	30/20	0/4	2/3	Ranno	18/20	.900	19,289
10	Fri.	Nov. 20	CHI	2-1 W (OT)	5-5-0-0	10	25	34	23, 13	Gaudreau	37/19	0/3	2/2	Ranno	18/19	.897	19,289
11	Tue.	Dec. 1	DAL	4-3 W (SO)	6-5-0-0	12	29	37	11, 13, 27+, 13	Gaudreau	32/29	0/3	2/2	Ranno	26/29	.897	19,237
12	Fri.	Dec. 4	BOS	5-4 W (OT)	7-5-0-0	14	34	41	13, 5, 13, 24+, 13	Gaudreau	37/38	0/4	1/1	Ranno	34/38	.895	19,289
13	Tue.	Dec. 8	SJS	4-2 W	8-5-0-0	16	38	43	60, 23, 67, 11	Frolik	33/33	1/7	2/3	Ranno	31/33	.939	19,289
14	Thur.	Dec. 10	BUF	4-3 W	9-5-0-0	18	42	46	23, 60, 23, 13	Gaudreau	32/30	0/2	1/3	Hiller	27/30	.900	18,565
15	Sat.	Dec. 12	NVR	5-4 W (OT)	10-5-0-0	20	47	50	13, 21, 13, 8, 7	Brodie	27/29	0/3	4/5	Hiller	25/29	.862	19,289
16	Tue.	Dec. 22	WPG	4-1 W	11-5-0-0	22	51	51	13, 8, 13, 13\$	Colborne	19/20	1/5	1/0	Ranno	19/20	.950	19,289
17	Sun.	Dec. 27	EDM	5-3 W	12-5-0-0	24	56	54	13, 18*, 5+, 13, 5	Gaudreau	37/31	2/3	1/1	Ranno	28/31	.903	19,289
18	Tue.	Dec. 29	ANA	0-1 L	12-6-0-0	24	56	55		Horcoff	14/21	0/3	2/2	Ranno	20/21	.952	19,289
19	Thur.	Dec. 31	LAK	1-4 L	12-7-0-0	24	57	59	5	Lucic	24/24	0/4	2/2	Ranno	20/24	.833	19,289
20	Tue.	Jan. 5	TBL	3-1 W	13-7-0-0	26	60	60	18, 19, 17\$	Jones	24/31	0/1	0/0	Ranno	30/31	.968	18,966
21	Thur.	Jan. 7	ARI	1-2 L	13-8-0-0	26	61	62	13	Hanzal	26/33	1/3	2/3	Ranno	31/33	.939	19,272
22	Mon.	Jan. 11	SJS	4-5 L	13-9-0-0	26	65	67	23, 6, 93, 79	Ward	35/18	3/4	0/1	Ranno	13/18	.722	19,227
23	Wed.	Jan. 13	FLA	6-0 W	14-9-0-0	28	71	67	93, 13, 93, 93, 21, 93	Bennett	36/15	0/2	2/2	Hiller	15/15	1.000	18,702
24	Wed.	Jan. 27	NSH	1-2 L	14-10-0-0	28	72	69	5	Weber	27/24	0/4	3/4	Ranno	22/24	.917	19,289
25	Wed.	Feb. 3	CAR	4-1 W	15-10-0-0	30	76	70	27, 5, 13, 23	Giordano	24/29	2/4	5/5	Ranno	28/29	.966	18,895
26	Fri.	Feb. 5	CBJ	1-2 L	15-11-0-0	30	77	72	24	Karsson	18/31	0/1	0/0	Ranno	16/18	.889	19,289
27	Tue.	Feb. 9	TOR	4-3 W	16-11-0-0	32	81	75	60*, 11, 79, 27	Hanniton	22/36	1/3	2/3	Hiller	33/36	.917	19,289
28	Mon.	Feb. 15	ANA	4-6 L	16-12-0-0	32	85	81	13, 27, 24, 24	Rakell	37/28	2/5	0/3	Hiller	19/17	.765	19,289
29	Wed.	Feb. 17	MIN	3-5 L	16-13-0-0	32	88	86	29, 19, 11	Pominville	28/24	1/5	2/3	Hiller	19/23	.826	19,289
30	Fri.	Feb. 19	VAN	5-2 W	17-13-0-0	34	93	86	8, 11+, 67, 5, 16	Frolik	33/28	0/2	2/2	Hiller	26/28	.929	19,289
31	Thur.	Feb. 25	NYI	1-2 L (OT)	17-13-1-0	35	94	90	24	Bailey	32/34	0/2	2/2	Orlto	32/34	.941	19,289
32	Sat.	Feb. 27	OTT	4-6 L	17-14-1-0	35	98	96	8, 23, 13, 13	Zibanejad	38/26	1/3	2/3	Orlto	20/25	.800	19,289
33	Mon.	Mar. 7	SJS	1-2 L (OT)	17-14-2-0	36	99	98	8+	Pavelski	48/23	1/7	1/1	Orlto	21/23	.913	18,740
34	Wed.	Mar. 9	NSH	3-2 W (OT)	18-14-2-0	38	102	100	13, 13, 11	Backlund	34/26	0/3	2/2	Orlto	24/26	.923	19,289
35	Fri.	Mar. 11	ARI	1-4 L	18-15-2-0	38	103	104	11*	Vermette	25/26	0/3	3/4	Orlto	22/25	.880	19,289
36	Mon.	Mar. 14	STL	7-4 W	19-15-2-0	40	110	108	8, 67*, 23, 5, 23, 67*, 67\$	Monahan	32/35	1/3	3/4	Orlto	31/35	.886	19,107
37	Wed.	Mar. 16	WPG	4-1 W	20-15-2-0	42	114	109	8, 67, 23, 5	Frolik	21/29	1/3	2/2	Orlto	28/29	.966	18,929
38	Fri.	Mar. 18	COL	3-4 L (SO)	20-15-2-1	43	117	113	18, 5*, 25*	Boedker	33/28	0/2	2/2	Orlto	25/28	.893	19,289
39	Sat.	Mar. 26	CHI	1-4 L	20-16-2-1	43	118	117	27	Shaw	32/27	0/2	2/2	Orlto	23/25	.920	19,289
40	Tue.	Apr. 5	LAK	4-5 L (OT)	20-16-3-1	44	122	122	11, 49, 5, 29	Cartier	32/26	1/4	3/3	Orlto	21/26	.808	18,438
41	Thur.	Apr. 7	VAN	7-3 W	21-16-3-1	46	129	125	11, 27, 11, 8, 11*, 28, 93	Colborne	43/27	2/4	4/5	Orlto	24/27	.889	19,189

# 2015-16 FLAMES RESULTS

## ROAD

GOAL KEY: underline = power play goal, \* = shorthanded goal, **bold italic** = GW shoot-out goal, + = game-tying goal, \$ = empty net, # = penalty shot

### ROAD

GAME#	DAY	DATE	OPP	RESULT	RECORD	PTS	GF	GA	FLAMES GOALS BY #	DECIDING GOAL	SHOTS - CSV/OPP	PP	PK	GOALS	SAVES / SHOTS	SAVE %	ATTENDANCE
1	Sat.	Oct. 10	VAN	3-2 W(OT)	1-0-0-0	2	4	2	<u>27, 23+, 13</u>	<b>Daigle</b>	38/30	1/2	3/4	Hiller	28/30	.933	18,570
2	Fri.	Oct. 16	WPG	1-3 L	1-1-0-0	2	3	5	11	Byfuglien	20/30	0/2	4/4	Ramo	27/29	.931	15,294
3	Sun.	Oct. 25	NVR	1-4 L	1-2-0-0	2	5	9	24	Giardi	23/26	0/2	2/2	Hiller	22/26	.846	18,006
4	Mon.	Oct. 26	NVI	0-4 L	1-3-0-0	2	5	13		Grabovski	29/35	0/3	2/3	Ortjo	31/35	.886	11,582
5	Wed.	Oct. 28	OTT	4-5 L(SO)	1-3-0-1	3	9	18	<u>27, 8, 4, 93+</u>	Zibangad	38/23	1/4	4/4	Hiller	14/18	.778	16,923
6	Sat.	Oct. 31	EDM	5-4 W	2-3-0-1	5	14	22	<u>52, 67, 67, 7, 67</u>	<b>Frolik</b>	32/23	1/3	2/4	Ramo	5/5	.826	16,839
7	Tue.	Nov. 3	COL	3-6 L	2-4-0-1	5	17	28	13, 93, 5	Mackinnon	25/42	0/2	2/3	Ramo	36/41	.878	14,408
8	Thur.	Nov. 10	FLA	3-4 L	2-5-0-1	5	20	32	19, 19, 23	Jagr	28/31	1/1	1/2	Ramo	27/31	.871	11,242
9	Thur.	Nov. 12	TBL	1-3 L	2-6-0-1	5	21	35	93	Stamkos	31/29	1/4	1/2	Ramo	26/29	.897	19,092
10	Fri.	Nov. 13	WSH	3-2 W(OT)	3-6-0-1	7	24	37	<u>67, 23, 23</u>	<b>Monahan</b>	29/36	0/2	2/2	Ramo	34/36	.944	18,506
11	Sun.	Nov. 15	CHI	1-4 L	3-7-0-1	7	25	41	19	Hossa	26/41	0/2	1/1	Ramo	37/40	.925	21,629
12	Tue.	Nov. 24	ANA	3-5 L	3-8-0-1	7	28	46	67, 93, 67	Perry	25/32	0/2	0/2	Ramo	27/31	.871	15,688
13	Fri.	Nov. 27	SJS	1-2 L(OT)	3-8-1-1	8	31	48	5	Ekman-Larsson	26/21	1/6	2/2	Ramo	19/21	.905	11,495
14	Sat.	Nov. 28	SJS	2-5 L	3-9-1-1	8	31	53	60, 79	Ward	27/29	0/3	0/2	Hiller	24/29	.828	17,283
15	Tue.	Dec. 15	NSH	2-1 W(OT)	4-9-1-1	10	33	54	<u>7+, 4</u>	Russell	21/22	0/4	2/2	Ramo	21/22	.955	15,431
16	Thur.	Dec. 17	DAL	3-1 W	5-9-1-1	12	36	55	<u>23+, 27, 21</u>	<b>Hamilton</b>	27/36	0/3	3/3	Ramo	35/36	.972	18,410
17	Sat.	Dec. 19	STL	2-3 L	5-10-1-1	12	38	58	23, 5	Leterra	38/22	0/4	0/0	Ramo	19/22	.864	18,163
18	Sun.	Dec. 20	DET	2-4 L	5-11-1-1	12	40	62	6, 27	Nyquist	35/28	1/3	3/3	Ramo	31/34	.911	20,027
19	Sat.	Jan. 2	COL	4-0 W	6-11-1-1	14	44	62	<u>27, 16, 18, 11</u>	Hamiton	34/26	1/7	2/2	Ramo	26/26	1,000	18,087
20	Sat.	Jan. 16	EDM	1-2 L(SO)	6-11-1-2	15	45	64	93	Purcell	32/37	0/5	1/1	Hiller	36/37	.973	16,839
21	Tue.	Jan. 19	NJD	2-4 L	6-12-1-2	15	47	68	23, 4	Boucher	28/26	0/4	2/2	Hiller	22/25	.880	14,319
22	Thur.	Jan. 21	CBJ	4-2 W	7-12-1-2	17	51	70	<u>67, 93, 13, 93</u>	<b>Gaudreau</b>	27/29	0/0	1/1	Ramo	27/29	.931	12,492
23	Sun.	Jan. 24	CAR	2-5 L	7-13-1-2	17	53	75	24, 8	Versteeg	35/36	0/5	4/5	Ramo	16/19	.882	9,984
24	Mon.	Jan. 25	DAL	1-2 L	7-14-1-2	17	54	77	8	Spezza	24/30	0/5	2/2	Ramo	15/17	.842	18,532
25	Sat.	Feb. 6	VAN	4-1 W	8-14-1-2	19	58	78	<u>67, 23, 11\$, 93\$</u>	<b>Monahan</b>	30/35	0/2	1/1	Hiller	34/35	.971	18,570
26	Thur.	Feb. 11	SJS	6-5 W(SO)	9-14-1-2	21	64	83	<u>93, 5, 23, 11, 4+</u>	<b>Hudler</b>	22/42	2/5	6/9	Ramo	29/34	.853	16,854
27	Fri.	Feb. 12	ARI	9-15-1-2	21	65	87	8	8	Ekman-Larsson	27/35	1/5	4/7	Hiller	31/35	.886	13,643
28	Sun.	Feb. 21	ANA	2-5 L	9-16-1-2	21	67	92	5, 11	Getzlaf	24/33	0/5	3/5	Hiller	28/33	.848	17,174
29	Tue.	Feb. 23	LAK	1-2 L	9-17-1-2	21	68	94	<u>23</u>	Kopitar	23/37	1/2	3/4	Ortjo	35/37	.946	18,230
30	Mon.	Feb. 29	PHI	3-5 L	9-18-1-2	21	71	99	23, 79, 67	Schemm	32/29	1/4	1/3	Hiller	24/28	.857	19,065
31	Tue.	Mar. 1	BOS	1-2 L	9-19-1-2	21	72	101	33	Bergeron	25/25	0/4	4/5	Ortjo	23/25	.920	17,565
32	Thur.	Mar. 5	BUF	3-6 L	9-20-1-2	21	75	107	11, 27, 23	Larsson	29/35	1/3	7/8	Hiller	29/34	.853	18,651
33	Sat.	Mar. 5	PIT	4-2 W	10-20-1-2	23	79	109	<u>8, 5, 11, 17</u>	<b>Backlund</b>	30/31	0/3	2/2	Ortjo	29/31	.935	18,663
34	Sun.	Mar. 20	MTL	4-1 W	11-20-1-2	25	83	110	<u>8, 23, 13, 23</u>	<b>Monahan</b>	35/22	1/3	1/1	Backstrom	21/22	.955	21,288
35	Mon.	Mar. 21	TOR	2-5 L	11-21-1-2	25	85	115	18*, 8	Nylander	25/26	0/2	6/6	Hiller	21/24	.875	19,069
36	Thur.	Mar. 24	MIN	2-6 L	11-22-1-2	25	87	121	13, 33	Parise	33/29	1/5	2/5	Backstrom	23/29	.793	19,032
37	Mon.	Mar. 28	ARI	5-2 W	12-22-1-2	27	92	123	<u>93, 93, 23, 7, 8\$</u>	<b>Monahan</b>	21/24	2/3	2/4	Ortjo	22/24	.917	14,347
38	Wed.	Mar. 30	ANA	3-8 L	12-23-1-2	27	95	131	49, 5, 7	McGinn	26/27	1/3	2/3	Hiller	3/5	.600	16,004
39	Thur.	Mar. 31	LAK	0-3 L	12-24-1-2	27	95	134		Carier	21/29	0/2	2/3	Ortjo	17/22	.773	18,417
40	Sat.	Apr. 2	EDM	5-0 W	13-24-1-2	29	100	134	<u>11*, 8, 13, 13, 11</u>	<b>Backlund</b>	35/28	1/6	2/2	Ortjo	28/28	1,000	16,839
41	Sat.	Apr. 9	MIN	2-1 W	14-24-1-2	31	102	135	52, 50	<b>Storoff</b>	25/36	0/2	5/5	Backstrom	35/36	.972	19,247



# 2016 STANLEY CUP RESULTS

## WESTERN CONFERENCE

### QUARTER FINALS

---

Dallas defeated Minnesota 4-2  
 St. Louis defeated Chicago 4-3  
 Nashville defeated Anaheim 4-3  
 San Jose defeated Los Angeles 4-1

### SEMI-FINALS

---

St. Louis defeated Dallas 4-3  
 San Jose defeated Nashville 4-3

### FINALS

---

San Jose defeated St. Louis 4-2

## EASTERN CONFERENCE

### QUARTER FINALS

---

Washington defeated Philadelphia 4-2  
 Pittsburgh defeated New York Rangers 4-1  
 New York Islanders defeated Florida 4-2  
 Tampa Bay defeated Detroit 4-1

### SEMI-FINALS

---

Pittsburgh defeated Washington 4-2  
 Tampa Bay defeated New York Islanders 4-1

### FINALS

---

Pittsburgh defeated Tampa Bay 4-3

## 2016 STANLEY CUP FINALS

---

Pittsburgh defeated San Jose 4-2

# DIVISIONAL ALIGNMENT



## WESTERN CONFERENCE

### PACIFIC DIVISION

---

Anaheim Ducks  
 Arizona Coyotes  
 CALGARY FLAMES  
 Edmonton Oilers  
 Los Angeles Kings  
 San Jose Sharks  
 Vancouver Canucks

### CENTRAL DIVISION

---

Chicago Blackhawks  
 Colorado Avalanche  
 Dallas Stars  
 Minnesota Wild  
 Nashville Predators  
 St. Louis Blues  
 Winnipeg Jets



## EASTERN CONFERENCE

### ATLANTIC DIVISION

---

Boston Bruins  
 Buffalo Sabres  
 Detroit Red Wings  
 Florida Panthers  
 Montreal Canadiens  
 Ottawa Senators  
 Tampa Bay Lightning  
 Toronto Maple Leafs

### METROPOLITAN DIVISION

---

Carolina Hurricanes  
 Columbus Blue Jackets  
 New Jersey Devils  
 New York Islanders  
 New York Rangers  
 Philadelphia Flyers  
 Pittsburgh Penguins  
 Washington Capitals

**TEAM**  
VS  
**TEAM**





# FLAMES vs ANAHEIM DUCKS

ALL-TIME: 37-44-7-5-3

SINCE CALGARY: 37-44-7-5-3

LAST WIN: March 11, 2015 Flames 6 vs. Ducks 3

DATE	TEAMS	ATTENDANCE	WINNING GOAL	GOALTENDERS
Nov. 24, 2015	FLAMES 3 AT Ducks 5	15,688	Corey Perry	Ramo vs. Khudobin, Gibson
Dec. 29, 2015	Ducks 1 AT FLAMES 0	19,289	Shawn Horcoff	Ramo vs. Gibson
Feb. 15, 2016	Ducks 6 AT FLAMES 4	19,289	Rickard Rakell	Hiller, Ortio vs. Andersen
Feb. 21, 2016	FLAMES 2 AT Ducks 5	17,174	Ryan Getzlaf	Hiller vs. Gibson
Mar. 30, 2016	FLAMES 3 AT Ducks 8	16,004	Jamie McGinn	Backstrom, Hiller vs. Anderson, Gibson

HEAD TO HEAD	GP	W	L	OTL	SOL	PTS	GF	GA	PPG	SHG	PIM
FLAMES	5	0	5	0	0	0	12	25	4	0	70
Ducks	5	5	0	0	0	10	25	12	8	0	76

GOALS AND SHOTS BY PERIODS	1st	2nd	3rd	OT	TOTAL	PCT
FLAMES	5 - 37	6 - 40	1 - 49	0 - 0	12 - 126	9.5
Ducks	8 - 47	9 - 55	8 - 39	0 - 0	25 - 141	17.7

FLAMES	GP	G	A	P	+/-	PIM	PP	SH	EN
Jiri Hudler	3	2	2	4	1	2	0	0	0
Johnny Gaudreau	4	1	3	4	-3	2	1	0	0
Sean Monahan	5	0	4	4	-2	0	0	0	0
Mark Giordano	5	2	1	3	-7	8	1	0	0
Dougie Hamilton	5	1	2	3	-1	0	1	0	0
Michael Frolik	3	2	0	2	3	0	0	0	0
Mikael Backlund	5	1	1	2	1	2	0	0	0
Sam Bennett	5	1	1	2	-3	2	0	0	0
Joe Colborne	5	0	2	2	-3	2	0	0	0
Deryk Engelland	5	0	2	2	-2	0	0	0	0
Kris Russell	2	0	2	1	0	0	0	0	0
T.J. Brodie	5	1	0	1	-7	2	0	0	0
Hunter Shinkaruk	1	1	0	1	-3	0	1	0	0
Brandon Bollig	5	0	1	1	-3	19	0	0	0
Micheal Ferland	5	0	1	1	-4	2	0	0	0
Dennis Wideman	2	0	1	1	0	13	0	0	0
Lance Bouma	4	0	0	0	-2	12	0	0	0
Matt Stajan	4	0	0	0	-2	0	0	0	0
David Jones	3	0	0	0	-1	2	0	0	0
Josh Jooris	3	0	0	0	-2	0	0	0	0
Jakub Nakladal	3	0	0	0	-1	2	0	0	0
Markus Granlund	2	0	0	0	-1	0	0	0	0
Derek Grant	1	0	0	0	-3	0	0	0	0
Brett Kulak	1	0	0	0	-1	0	0	0	0
Emile Poirier	1	0	0	0	-1	0	0	0	0
Mason Raymond	1	0	0	0	0	0	0	0	0
Ladislav Smid	1	0	0	0	-1	0	0	0	0
Tyler Wotherspoon	1	0	0	0	1	0	0	0	0

DUCKS	GP	G	A	P	+/-	PIM	PP	SH	EN
Ryan Kesler	5	4	5	9	3	18	1	0	1
Ryan Getzlaf	5	1	8	9	6	9	0	0	0
Corey Perry	5	4	2	6	4	2	3	0	0
Cam Fowler	4	0	6	6	1	0	0	0	0
Rickard Rakell	4	3	2	5	3	2	0	0	0
Mike Santorelli	5	2	2	4	3	0	0	0	0
Hampus Lindholm	5	1	3	4	6	0	1	0	0
Jakob Silfverberg	5	2	1	3	2	2	0	0	0
Sami Vatanen	5	1	2	3	4	2	1	0	0
Andrew Cogliano	5	0	3	3	2	2	0	0	0
Kevin Bieksa	4	1	1	2	-1	2	1	0	0
Shawn Horcoff	3	1	1	2	0	0	0	0	0
Jamie McGinn	1	1	1	2	3	0	0	0	0
David Perron	2	0	2	2	1	2	0	0	0
Patrick Maroon	4	1	0	1	-2	0	1	0	0
Nate Thompson	4	1	0	1	2	14	0	0	0
Shea Theodore	2	1	0	1	3	2	0	0	0
Brandon Pirri	1	1	0	1	0	0	0	0	0
Josh Manson	4	0	1	1	3	0	0	0	0
Ryan Garbutt	3	0	1	1	1	2	0	0	0
Clayton Stoner	3	0	1	1	3	0	0	0	0
Simon Despres	2	0	1	1	0	0	0	0	0
Chris Stewart	2	0	1	1	-1	7	0	0	0
Nick Ritchie	3	0	0	0	0	4	0	0	0
Carl Hagelin	2	0	0	0	0	2	0	0	0
Korbinian Holzer	1	0	0	0	-1	2	0	0	0
Jiri Sekac	1	0	0	0	0	2	0	0	0

GOALTENDERS	GP	MP	SO	GA	SA	SV	GAA	SV %
Karri Ramo (0-2-0)	2	116	0	5	52	47	2.59	.904
Joni Ortio (0-1-0)	1	34	0	2	11	9	3.57	.818
Jonas Hiller (0-1-0)	3	89	0	12	55	43	8.09	.782
Niklas Backstrom (0-1-0)	1	53	0	5	22	17	5.64	.773

GOALTENDERS	GP	MP	SO	GA	SA	SV	GAA	SV %
John Gibson (4-0-0)	4	218	1	3	79	76	0.83	.962
Frederik Andersen (1-0-0)	2	72	0	7	42	35	5.87	.833
Anton Khudobin (0-0-0)	1	11	0	2	5	3	11.27	.600

	PPG	ADV	%
FLAMES	4	18	22.2
Ducks	8	14	57.1

	PK	ADV	%
FLAMES	6	14	42.9
Ducks	14	18	77.8



# FLAMES vs ARIZONA COYOTES

ALL-TIME: 88-72-20-5-2

SINCE CALGARY: 84-72-20-5-2

LAST WIN: March 28, 2016 Flames 5 vs. Coyotes 2

DATE	TEAMS	ATTENDANCE	WINNING GOAL	GOALTENDERS
Nov. 27, 2015 *	FLAMES 1 AT Coyotes 2	11,495	Oliver Ekman-Larsson	Ramo vs. Smith
Jan. 7, 2016	Coyotes 2 AT FLAMES 1	19,272	Martin Hanzal	Ramo vs. Domingue
Feb. 12, 2016	FLAMES 1 AT Coyotes 4	13,643	Oliver Ekman-Larsson	Hiller vs. Domingue
Mar. 11, 2016	Coyotes 4 AT FLAMES 1	19,289	Antoine Vermette	Ortio vs. Domingue
Mar. 28, 2016	FLAMES 5 AT Coyotes 2	14,347	Sean Monahan	Ortio vs. Domingue

\* Overtime

HEAD TO HEAD	GP	W	L	OTL	SOL	PTS	GF	GA	PPG	SHG	PIM
FLAMES	5	1	3	1	0	3	9	14	4	1	76
Coyotes	5	4	1	0	0	8	14	9	7	1	58

GOALS AND SHOTS BY PERIODS	1st	2nd	3rd	OT	TOTAL	PCT
FLAMES	2 - 43	4 - 45	3 - 36	0 - 1	9 - 125	7.2
Coyotes	2 - 43	6 - 51	5 - 42	1 - 3	14 - 139	10.1

FLAMES	GP	G	A	P	+/-	PIM	PP	SH	EN
Mark Giordano	5	1	3	4	-3	2	1	0	0
Sean Monahan	5	1	3	4	-4	2	1	0	0
Joe Colborne	5	2	1	3	1	2	0	0	1
Sam Bennett	4	2	0	2	1	2	0	0	0
T.J. Brodie	4	1	1	2	2	6	1	0	0
Johnny Gaudreau	4	1	1	2	-3	2	1	0	0
Micheal Ferland	5	0	2	2	2	6	0	0	0
Mikael Backlund	5	1	0	1	0	2	0	1	0
Dougie Hamilton	5	0	1	1	-2	0	0	0	0
Michael Frolik	4	0	1	1	1	2	0	0	0
Jiri Hudler	2	0	1	1	-1	0	0	0	0
Jakub Nakladal	2	0	1	1	1	2	0	0	0
Derek Grant	1	0	1	1	1	0	0	0	0
Hunter Shinkaruk	1	0	1	1	0	0	0	0	0
Deryk Engelland	5	0	0	0	2	10	0	0	0
Matt Stajan	5	0	0	0	0	16	0	0	0
Lance Bouma	4	0	0	0	0	10	0	0	0
Josh Jooris	4	0	0	0	0	2	0	0	0
Brandon Bollig	3	0	0	0	0	0	0	0	0
Kris Russell	3	0	0	0	-2	4	0	0	0
Dennis Wideman	3	0	0	0	-2	0	0	0	0
Markus Granlund	2	0	0	0	-1	0	0	0	0
David Jones	2	0	0	0	0	0	0	0	0
Kenny Agostino	1	0	0	0	-1	0	0	0	0
Garnet Hathaway	1	0	0	0	-1	0	0	0	0
Jyrki Jokipakka	1	0	0	0	0	2	0	0	0
Brett Kulak	1	0	0	0	0	0	0	0	0
Emile Poirier	1	0	0	0	0	2	0	0	0
Mason Raymond	1	0	0	0	-1	2	0	0	0
Ladislav Smid	1	0	0	0	0	0	0	0	0

GOALTENDERS	GP	MP	SO	GA	SA	SV	GAA	SV %
Joni Orto (1-1-0)	2	119	0	5	49	44	2.52	.898
Karri Ramo (0-1-1)	2	123	0	4	54	50	1.95	.926
Jonas Hiller (0-1-0)	1	60	0	4	35	31	4.01	.886

COYOTES	GP	G	A	PTS	+/-	PIM	PP	SH	EN
Anthony Duclair	5	3	2	5	1	4	3	0	0
Oliver Ekman-Larsson	4	3	2	5	0	4	2	0	0
Martin Hanzal	5	2	3	5	1	4	0	0	0
Shane Doan	3	2	3	5	2	0	1	0	0
Brad Richardson	5	2	1	3	1	2	0	0	1
Max Domi	5	0	3	3	1	4	0	0	0
Antoine Vermette	5	1	1	2	-2	2	1	0	0
Michael Stone	4	0	2	2	0	4	0	0	0
Mikkel Boedker	3	0	2	2	1	2	0	0	0
Boyd Gordon	4	1	0	1	1	0	0	1	0
Jordan Martinook	5	0	1	1	1	2	0	0	0
Tobias Rieder	5	0	1	1	-1	0	0	0	0
Kevin Connauton	3	0	1	1	-1	4	0	0	0
Alex Tanguay	2	0	1	1	-3	2	0	0	0
Stefan Elliott	1	0	1	1	1	0	0	0	0
Klas Dahlbeck	5	0	0	2	0	0	0	0	0
Nicklas Grossmann	5	0	0	0	1	2	0	0	0
Connor Murphy	5	0	0	0	-1	8	0	0	0
Zbynek Michalek	4	0	0	0	3	0	0	0	0
Kyle Chipchura	3	0	0	0	0	2	0	0	0
Viktor Tikhonov	3	0	0	0	-1	2	0	0	0
Sergei Plotnikov	2	0	0	0	0	0	0	0	0
Craig Cunningham	1	0	0	0	0	0	0	0	0
Tyler Gaudet	1	0	0	0	1	0	0	0	0
Dustin Jeffrey	1	0	0	0	0	0	0	0	0
Jiri Sekac	1	0	0	0	-2	10	0	0	0

GOALTENDERS	GP	MP	SO	GA	SA	SV	GAA	SV %
Louis Domingue (3-1-0)	4	238	0	7	98	91	1.76	.929
Mike Smith (1-0-0)	1	64	0	1	26	25	0.93	.962

	POWER PLAY			PENALTY KILLING		
	PPG	ADV	%	PK	ADV	%
FLAMES	4	20	20.0	13	20	65.0
Coyotes	7	20	35.0	16	20	80.0



# FLAMES vs BOSTON BRUINS

ALL-TIME: 36-57-10-0-0

SINCE CALGARY: 27-32-8-0-0

LAST WIN: December 4, 2015 Flames 5 vs. Bruins 4

DATE	TEAMS	ATTENDANCE	WINNING GOAL	GOALTENDERS
Dec. 4, 2015 *	Bruins 4 AT FLAMES 5	19,289	Johnny Gaudreau	Ramo vs. Rask, Gustavsson
Mar. 1, 2016	FLAMES 1 AT Bruins 2	17,565	Patrice Bergeron	Ortio vs. Rask

\* Overtime

HEAD TO HEAD	GP	W	L	OTL	SOL	PTS	GF	GA	PPG	SHG	PIM
FLAMES	2	1	1	0	0	2	6	6	0	0	12
Bruins	2	1	0	1	0	3	6	6	1	1	18

GOALS AND SHOTS BY PERIODS	1st	2nd	3rd	OT	TOTAL	PCT
FLAMES	2 - 17	1 - 20	2 - 23	1 - 2	6 - 62	9.7
Bruins	2 - 20	2 - 16	2 - 22	0 - 5	6 - 63	9.5

FLAMES	GP	G	A	P	+/-	PIM	PP	SH	EN
Johnny Gaudreau	2	3	1	4	4	2	0	0	0
Jiri Hudler	1	1	1	2	0	0	0	0	0
T.J. Brodie	2	0	2	2	0	0	0	0	0
Mark Giordano	2	1	0	1	1	0	0	0	0
Jakub Nakladal	1	1	0	1	1	0	0	0	0
Joe Colborne	2	0	1	1	1	2	0	0	0
Michael Frolik	2	0	1	1	1	4	0	0	0
Dougie Hamilton	2	0	1	1	0	0	0	0	0
Sean Monahan	2	0	1	1	2	0	0	0	0
Jyrki Jokipakka	1	0	1	1	0	0	0	0	0
David Jones	1	0	1	1	0	0	0	0	0
Dennis Wideman	1	0	1	1	2	0	0	0	0
Mikael Backlund	2	0	0	0	0	0	0	0	0
Sam Bennett	2	0	0	0	0	0	0	0	0
Deryk Engelland	2	0	0	0	-2	0	0	0	0
Micheal Ferland	2	0	0	0	-3	0	0	0	0
Matt Stajan	2	0	0	0	0	0	0	0	0
Brandon Bollig	1	0	0	0	0	0	0	0	0
Lance Bouma	1	0	0	0	0	0	0	0	0
Markus Granlund	1	0	0	0	0	2	0	0	0
Garnet Hathaway	1	0	0	0	0	2	0	0	0
Josh Jooris	1	0	0	0	-1	0	0	0	0
Mason Raymond	1	0	0	0	0	0	0	0	0
Ladislav Smid	1	0	0	0	-1	0	0	0	0

BRUINS	GP	G	A	P	+/-	PIM	PP	SH	EN
Brad Marchand	2	2	0	2	1	4	0	1	0
Matt Beleskey	2	1	1	2	0	4	0	0	0
Zdeno Chara	2	1	1	2	0	2	0	0	0
Brett Connolly	2	0	2	2	2	0	0	0	0
Loui Eriksson	2	0	2	2	-1	0	0	0	0
Patrice Bergeron	2	1	0	1	1	0	1	0	0
Landon Ferraro	2	1	0	1	1	0	0	0	0
David Krejci	2	0	1	1	-2	2	0	0	0
Torey Krug	2	0	1	1	-1	0	0	0	0
Ryan Spooner	2	0	1	1	-1	0	0	0	0
Zach Trotman	1	0	1	1	1	2	0	0	0
Jimmy Hayes	2	0	0	0	-1	0	0	0	0
Adam McQuaid	2	0	0	0	-1	0	0	0	0
Dennis Seidenberg	2	0	0	0	-2	0	0	0	0
Noel Acciari	1	0	0	0	1	0	0	0	0
Joonas Kemppainen	1	0	0	0	-1	0	0	0	0
John-Michael Liles	1	0	0	0	0	0	0	0	0
Colin Miller	1	0	0	0	-1	2	0	0	0
Kevan Miller	1	0	0	0	0	2	0	0	0
David Pastrnak	1	0	0	0	-1	0	0	0	0
Tyler Randall	1	0	0	0	0	0	0	0	0
Lee Stempniak	1	0	0	0	0	0	0	0	0
Frank Vatrano	1	0	0	0	-2	0	0	0	0

GOALTENDERS	GP	MP	SO	GA	SA	SV	GAA	SV %
Karri Ramo (1-0-0)	1	62	0	4	38	34	3.85	.895
Joni Ortio (0-1-0)	1	58	0	2	25	23	2.08	.920

GOALTENDERS	GP	MP	SO	GA	SA	SV	GAA	SV %
Tuukka Rask (1-0-1)	2	101	0	3	51	48	1.78	.941
Jonas Gustavsson (0-0-0)	1	22	0	3	11	8	8.21	.727

	POWER PLAY			PENALTY KILLING		
	PPG	ADV	%	PK	ADV	%
FLAMES	0	8	0.0	5	6	83.3
Bruins	1	6	16.7	8	8	100.0



# FLAMES vs BUFFALO SABRES

ALL-TIME: 37-47-16-1-2

SINCE CALGARY: 26-32-7-1-2

LAST WIN: December 10, 2015 Flames 4 vs. Sabres 3

DATE	TEAMS	ATTENDANCE	WINNING GOAL	GOALTENDERS
Dec. 10, 2015	Sabres 3 AT FLAMES 4	18,565	Johnny Gaudreau	Hiller vs. Johnson
Mar. 3, 2016	FLAMES 3 AT Sabres 6	18,651	Johan Larsson	Hiller vs. Lehner

HEAD TO HEAD	GP	W	L	OTL	SOL	PTS	GF	GA	PPG	SHG	PIM
FLAMES	2	1	1	0	0	2	7	9	1	0	22
Sabres	2	1	1	0	0	2	9	7	3	1	10

GOALS AND SHOTS BY PERIODS	1st	2nd	3rd	OT	TOTAL	PCT
FLAMES	0 - 14	4 - 28	3 - 19	0 - 0	7 - 61	11.5
Sabres	0 - 14	3 - 22	6 - 29	0 - 0	9 - 65	13.8

FLAMES	GP	G	A	P	+/-	PIM	PP	SH	EN
Sean Monahan	2	3	2	5	3	0	0	0	0
Dougie Hamilton	2	1	2	3	3	2	1	0	0
Johnny Gaudreau	2	1	1	2	1	0	0	0	0
Mark Giordano	2	0	2	2	1	2	0	0	0
Garnet Hathaway	1	0	2	2	2	4	0	0	0
Mikael Backlund	2	1	0	1	-3	2	0	0	0
Markus Granlund	1	1	0	1	1	0	0	0	0
Brandon Bollig	2	0	1	1	1	2	0	0	0
T.J. Brodie	2	0	1	1	0	0	0	0	0
Joe Colborne	2	0	1	1	-2	2	0	0	0
Lance Bouma	1	0	1	1	0	0	0	0	0
Dennis Wideman	1	0	1	1	0	0	0	0	0
Sam Bennett	2	0	0	0	-1	4	0	0	0
Deryk Engelland	2	0	0	0	0	0	0	0	0
Micheal Ferland	2	0	0	0	-1	0	0	0	0
Michael Frolik	2	0	0	0	-3	0	0	0	0
Matt Stajan	2	0	0	0	0	0	0	0	0
Jyrki Jokipakka	1	0	0	0	-2	0	0	0	0
David Jones	1	0	0	0	2	0	0	0	0
Josh Jooris	1	0	0	0	0	2	0	0	0
Jakub Nakladal	1	0	0	0	-3	2	0	0	0
Mason Raymond	1	0	0	0	-1	0	0	0	0
Ladislav Smid	1	0	0	0	1	0	0	0	0

SABRES	GP	G	A	P	+/-	PIM	PP	SH	EN
Rasmus Ristolainen	2	4	0	4	0	0	2	0	0
Marcus Foligno	2	1	2	3	2	0	0	1	0
Zach Bogosian	2	0	3	3	1	0	0	0	0
Evander Kane	2	1	1	2	1	0	0	0	1
Brian Gionta	2	0	2	2	0	0	0	0	0
Ryan O'Reilly	1	0	2	2	-2	0	0	0	0
Nicolas Deslauriers	2	1	0	1	1	2	0	0	0
Jack Eichel	2	1	0	1	-1	0	1	0	0
Johan Larsson	2	1	0	1	-1	0	0	0	0
Matt Moulson	2	0	1	1	0	0	0	0	0
Sam Reinhart	2	0	1	1	-1	2	0	0	0
Zemgus Girgensons	2	0	0	0	1	0	0	0	0
Josh Gorges	2	0	0	0	-1	2	0	0	0
David Legwand	2	0	0	0	-1	0	0	0	0
Jake McCabe	2	0	0	0	0	2	0	0	0
Daniel Catenacci	1	0	0	0	-1	0	0	0	0
Carlo Colaiacovo	1	0	0	0	0	0	0	0	0
Cody Franson	1	0	0	0	0	0	0	0	0
Jamie McGinn	1	0	0	0	0	0	0	0	0
Cal O'Reilly	1	0	0	0	1	0	0	0	0
Mark Pysyk	1	0	0	0	0	2	0	0	0
Mike Weber	1	0	0	0	0	0	0	0	0

GOALTENDERS	GP	MP	SO	GA	SA	SV	GAA	SV %
Jonas Hiller (1-1-0)	2	119	0	8	64	56	4.03	.875

GOALTENDERS	GP	MP	SO	GA	SA	SV	GAA	SV %
Robin Lehner (1-0-0)	1	60	0	3	29	26	3.01	.897
Chad Johnson (0-1-0)	1	59	0	4	32	28	4.09	.875

	POWER PLAY			PENALTY KILLING		
	PPG	ADV	%	PK	ADV	%
FLAMES	1	5	20.0	8	11	72.7
Sabres	3	11	27.3	4	5	80.0



# FLAMES vs CAROLINA HURRICANES

ALL-TIME: 42-19-7-0-1

SINCE CALGARY: 41-16-7-0-1

LAST WIN: February 3, 2016 Flames 4 vs. Hurricanes 1

DATE	TEAMS	ATTENDANCE	WINNING GOAL	GOALTENDERS
Jan. 24, 2016	FLAMES 2 AT Hurricanes 5	9,934	Kris Versteeg	Ramo, Hiller vs. Lack
Feb. 3, 2016	Hurricanes 1 AT FLAMES 4	18,895	Mark Giordano	Ramo vs. Lack

HEAD TO HEAD	GP	W	L	OTL	SOL	PTS	GF	GA	PPG	SHG	PIM
FLAMES	2	1	1	0	0	2	6	6	2	0	20
Hurricanes	2	1	1	0	0	2	6	6	1	0	18

GOALS AND SHOTS BY PERIODS	1st	2nd	3rd	OT	TOTAL	PCT
FLAMES	1 - 19	3 - 21	2 - 19	0 - 0	6 - 59	10.2
Hurricanes	3 - 22	1 - 18	2 - 25	0 - 0	6 - 65	9.2

FLAMES	GP	G	A	P	+/-	PIM	PP	SH	EN
Sean Monahan	2	1	3	4	1	0	0	0	0
Mark Giordano	2	1	2	3	-1	0	1	0	0
Jiri Hudler	2	1	2	3	1	2	0	0	0
Joe Colborne	2	1	1	2	1	0	0	0	0
Johnny Gaudreau	2	1	1	2	1	0	0	0	0
Dougie Hamilton	2	1	1	2	-2	2	1	0	0
T.J. Brodie	2	0	1	1	1	0	0	0	0
Markus Granlund	1	0	1	1	1	0	0	0	0
Mikael Backlund	2	0	0	0	-1	0	0	0	0
Sam Bennett	2	0	0	0	-1	2	0	0	0
Lance Bouma	2	0	0	0	0	0	0	0	0
Michael Frolik	2	0	0	0	-1	2	0	0	0
David Jones	2	0	0	0	0	2	0	0	0
Josh Jooris	2	0	0	0	0	0	0	0	0
Kris Russell	2	0	0	0	0	0	0	0	0
Ladislav Smid	2	0	0	0	1	0	0	0	0
Matt Stajan	2	0	0	0	-1	8	0	0	0
Deryk Engelland	1	0	0	0	1	0	0	0	0
Micheal Ferland	1	0	0	0	-1	0	0	0	0
Dennis Wideman	1	0	0	0	0	2	0	0	0

HURRICANES	GP	G	A	P	+/-	PIM	PP	SH	EN
Elias Lindholm	2	2	0	2	2	0	0	0	0
Kris Versteeg	2	2	0	2	-1	2	1	0	0
Victor Rask	2	1	1	2	1	0	0	0	0
Jeff Skinner	2	0	2	2	1	0	0	0	0
Jordan Staal	2	0	2	2	1	0	0	0	0
Joakim Nordstrom	2	1	0	1	1	0	0	0	0
Ron Hainsey	2	0	1	1	-1	2	0	0	0
Andrej Nestrasil	2	0	1	1	1	0	0	0	0
Eric Staal	2	0	1	1	-1	0	0	0	0
Phillip Di Giuseppe	2	0	0	0	-1	2	0	0	0
Justin Faulk	2	0	0	0	-2	0	0	0	0
Noah Hanifin	2	0	0	0	1	0	0	0	0
John-Michael Liles	2	0	0	0	-1	0	0	0	0
Jay McClement	2	0	0	0	-1	2	0	0	0
Jacob Slavin	2	0	0	0	2	0	0	0	0
Chris Terry	2	0	0	0	-1	0	0	0	0
Michal Jordan	1	0	0	0	1	4	0	0	0
Brad Malone	1	0	0	0	0	4	0	0	0
Ryan Murphy	1	0	0	0	0	0	0	0	0
Riley Nash	1	0	0	0	-1	2	0	0	0

GOALTENDERS	GP	MP	SO	GA	SA	SV	GAA	SV %
Karri Ramo (1-1-0)	2	84	0	4	48	44	2.86	.917
Jonas Hiller (0-0-0)	1	36	0	2	17	15	3.32	.882

GOALTENDERS	GP	MP	SO	GA	SA	SV	GAA	SV %
Eddie Lack (1-1-0)	2	120	0	6	59	53	3	.898

	POWER PLAY			PENALTY KILLING		
	PPG	ADV	%	PK	ADV	%
FLAMES	2	9	22.2	9	10	90.0
Hurricanes	1	10	10.0	7	9	77.8





# FLAMES vs CHICAGO BLACKHAWKS

ALL-TIME: 65-68-26-3-2

SINCE CALGARY: 52-50-17-3-2

LAST WIN: November 20, 2015 Flames 2 vs. Blackhawks 1

DATE	TEAMS	ATTENDANCE	WINNING GOAL	GOALTENDERS
Nov. 15, 2015	FLAMES 1 AT Blackhawks 4	21,629	Marian Hossa	Ramo vs. Darling
Nov. 20, 2015 *	Blackhawks 1 AT FLAMES 2	19,289	Johnny Gaudreau	Ramo vs. Darling
Mar. 26, 2016	Blackhawks 4 AT FLAMES 1	19,289	Andrew Shaw	Ortio vs. Darling

\* Overtime

HEAD TO HEAD	GP	W	L	OTL	SOL	PTS	GF	GA	PPG	SHG	PIM
FLAMES	3	1	2	0	0	2	4	9	0	0	16
Blackhawks	3	2	0	1	0	5	9	4	1	0	16

GOALS AND SHOTS BY PERIODS	1st	2nd	3rd	OT	TOTAL	PCT
FLAMES	1 - 26	2 - 28	0 - 35	1 - 6	4 - 95	4.2
Blackhawks	1 - 26	5 - 30	3 - 31	0 - 0	9 - 87	10.3

FLAMES	GP	G	A	P	+/-	PIM	PP	SH	EN
Johnny Gaudreau	3	1	2	3	-2	2	0	0	0
Kris Russell	2	0	2	2	1	0	0	0	0
Dougie Hamilton	3	1	0	1	1	4	0	0	0
Sean Monahan	3	1	0	1	-2	0	0	0	0
David Jones	2	1	0	1	0	2	0	0	0
Joe Colborne	3	0	1	1	-2	0	0	0	0
Freddie Hamilton	1	0	1	1	1	0	0	0	0
Mikael Backlund	3	0	0	0	-2	0	0	0	0
Sam Bennett	3	0	0	0	-5	2	0	0	0
Brandon Bollig	3	0	0	0	-1	0	0	0	0
T.J. Brodie	3	0	0	0	-3	0	0	0	0
Deryk Engelland	3	0	0	0	-2	0	0	0	0
Micheal Ferland	3	0	0	0	-1	0	0	0	0
Michael Frolik	3	0	0	0	-1	2	0	0	0
Mark Giordano	3	0	0	0	-2	0	0	0	0
Matt Stajan	3	0	0	0	-1	0	0	0	0
Dennis Wideman	2	0	0	0	-1	0	0	0	0
Lance Bouma	1	0	0	0	0	0	0	0	0
Derek Grant	1	0	0	0	0	0	0	0	0
Garnet Hathaway	1	0	0	0	0	4	0	0	0
Jiri Hudler	1	0	0	0	-2	0	0	0	0
Jyrki Jokipakka	1	0	0	0	-1	0	0	0	0
Josh Jooris	1	0	0	0	0	0	0	0	0
Jakub Nakladal	1	0	0	0	-1	0	0	0	0
Mason Raymond	1	0	0	0	1	0	0	0	0

BLACKHAWKS	GP	G	A	P	+/-	PIM	PP	SH	EN
Patrick Kane	3	1	3	4	0	0	0	0	0
Andrew Ladd	1	2	1	3	3	0	0	0	1
Artem Anisimov	3	1	1	2	1	0	1	0	0
Marian Hossa	3	1	1	2	3	0	0	0	0
Niklas Hjalmarsson	3	0	2	2	4	2	0	0	0
Brent Seabrook	3	0	2	2	1	2	0	0	0
Artemi Panarin	3	1	0	1	-2	0	0	0	0
Andrew Shaw	3	1	0	1	3	4	0	0	0
Jonathan Toews	3	1	0	1	2	6	0	0	1
Teuvo Teravainen	2	1	0	1	1	0	0	0	1
Duncan Keith	3	0	1	1	3	0	0	0	0
Michal Rozsival	3	0	1	1	0	0	0	0	0
Trevor van Riemsdyk	3	0	1	1	3	0	0	0	0
Marcus Kruger	3	0	0	0	3	2	0	0	0
Trevor Daley	2	0	0	0	-1	0	0	0	0
Andrew Desjardins	2	0	0	0	0	0	0	0	0
Ryan Garbutt	2	0	0	0	0	0	0	0	0
Tanner Kero	2	0	0	0	-1	0	0	0	0
Brandon Mashinter	2	0	0	0	0	0	0	0	0
Marko Dano	1	0	0	0	0	0	0	0	0
Tomas Fleischmann	1	0	0	0	0	0	0	0	0
Richard Panik	1	0	0	0	0	0	0	0	0
Viktor Svedberg	1	0	0	0	-1	0	0	0	0
Viktor Tikhonov	1	0	0	0	0	0	0	0	0

GOALTENDERS	GP	MP	SO	GA	SA	SV	GAA	SV %
Karri Ramo (1-1-0)	2	120	0	4	59	55	2.01	.932
Joni Ortio (0-1-0)	1	59	0	2	25	23	2.04	.920

GOALTENDERS	GP	MP	SO	GA	SA	SV	GAA	SV %
Scott Darling (2-0-1)	3	182	0	4	95	91	1.32	.958

	POWER PLAY			PENALTY KILLING		
	PPG	ADV	%	PK	ADV	%
FLAMES	0	6	0.0	5	6	83.3
Blackhawks	1	6	16.7	6	6	100.0



# FLAMES vs COLORADO AVALANCHE

ALL-TIME: 70-57-20-5-3

SINCE CALGARY: 67-57-19-5-3

LAST WIN: January 2, 2016 Flames 4 vs. Avalanche 0

DATE	TEAMS	ATTENDANCE	WINNING GOAL	GOALTENDERS
Nov. 3, 2015	FLAMES 3 AT Avalanche 6	14,408	Nathan MacKinnon	Ramo vs. Varlamov
Jan. 2, 2016	FLAMES 4 AT Avalanche 0	18,087	Dougie Hamilton	Ramo vs. Varlamov, Pickard
Mar. 18, 2016 **	Avalanche 4 AT FLAMES 3	19,289	Mikkel Boedker	Ortio vs. Varlamov

\*\* Shootout

HEAD TO HEAD	GP	W	L	OTL	SOL	PTS	GF	GA	PPG	SHG	PIM
FLAMES	3	1	1	0	1	3	10	10	1	2	22
Avalanche	3	2	1	0	0	4	10	10	1	1	22

GOALS AND SHOTS BY PERIODS	1st	2nd	3rd	OT	TOTAL	PCT
FLAMES	2 - 29	7 - 32	1 - 30	0 - 1	10 - 92	10.9
Avalanche	2 - 38	3 - 31	4 - 25	0 - 2	9 - 96	9.4

FLAMES	GP	G	A	P	+/-	PIM	PP	SH	EN
Mark Giordano	3	2	1	3	-1	0	0	1	0
Josh Jooris	3	1	2	3	4	0	0	0	0
T.J. Brodie	3	0	3	3	8	0	0	0	0
Matt Stajan	3	2	0	2	3	0	0	0	0
Sam Bennett	2	1	1	2	-1	0	0	0	0
Lance Bouma	2	0	2	2	4	0	0	0	0
Mikael Backlund	3	1	0	1	-1	0	0	0	0
Johnny Gaudreau	3	1	0	1	-1	0	0	0	0
Dougie Hamilton	3	1	0	1	-2	10	1	0	0
Freddie Hamilton	1	1	0	1	0	0	0	1	0
Joe Colborne	3	0	1	1	-5	0	0	0	0
Sean Monahan	3	0	1	1	-1	0	0	0	0
Micheal Ferland	2	0	1	1	1	2	0	0	0
Michael Frolik	2	0	1	1	-3	0	0	0	0
Jiri Hudler	2	0	1	1	0	0	0	0	0
Dennis Wideman	2	0	1	1	-3	0	0	0	0
Jyrki Jokipakka	1	0	1	1	2	0	0	0	0
Brandon Bollig	2	0	0	0	1	0	0	0	0
Deryk Engelland	2	0	0	0	-2	2	0	0	0
David Jones	2	0	0	0	-1	2	0	0	0
Kris Russell	2	0	0	0	0	0	0	0	0
Markus Granlund	1	0	0	0	0	2	0	0	0
Garnet Hathaway	1	0	0	0	0	0	0	0	0
Jakub Nakladal	1	0	0	0	0	0	0	0	0
Mason Raymond	1	0	0	0	0	2	0	0	0
Ladislav Smid	1	0	0	0	0	0	0	0	0

AVALANCHE	GP	G	A	P	+/-	PIM	PP	SH	EN
Jarome Iginla	3	2	2	4	-1	0	0	0	1
Tyson Barrie	3	1	3	4	-2	2	0	0	0
Nathan MacKinnon	3	1	3	4	0	4	0	0	0
Erik Johnson	3	2	1	3	3	0	0	1	0
Matt Duchene	2	2	0	2	-1	0	1	0	0
Francois Beauchemin	3	0	2	2	2	0	0	0	0
Gabriel Landeskog	2	0	2	2	0	2	0	0	0
Carl Soderberg	3	1	0	1	0	0	0	0	0
Mikhail Grigorenko	3	0	1	1	0	0	0	0	0
Nick Holden	3	0	1	1	0	2	0	0	0
Chris Bigras	1	0	1	1	0	0	0	0	0
Mikkel Boedker	1	0	1	1	0	0	0	0	0
Shawn Matthias	1	0	1	1	-1	2	0	0	0
Blake Comeau	3	0	0	0	-1	2	0	0	0
Cody McLeod	3	0	0	0	0	0	0	0	0
Jack Skille	3	0	0	0	2	0	0	0	0
Brandon Gormley	2	0	0	0	-2	2	0	0	0
Andreas Martinsen	2	0	0	0	-2	0	0	0	0
John Mitchell	2	0	0	0	0	6	0	0	0
Alex Tanguay	2	0	0	0	0	0	0	0	0
Andrew Bodnarchuk	1	0	0	0	0	0	0	0	0
Dennis Everberg	1	0	0	0	0	0	0	0	0
Eric Gelinas	1	0	0	0	-1	0	0	0	0
Zach Redmond	1	0	0	0	-1	0	0	0	0
Ben Street	1	0	0	0	-1	0	0	0	0
Brad Stuart	1	0	0	0	0	0	0	0	0

GOALTENDERS	GP	MP	SO	GA	SA	SV	GAA	SV %
Karri Ramo (1-1-0)	2	120	1	5	67	62	2.5	.925
Joni Ortio (0-0-1)	1	65	0	3	28	25	2.78	.893

GOALTENDERS	GP	MP	SO	GA	SA	SV	GAA	SV %
Semyon Varlamov (2-1-0)	3	158	0	10	77	67	3.79	.870
Calvin Pickard (0-0-0)	1	27	0	0	15	15	0.00	1.000

	POWER PLAY			PENALTY KILLING		
	PPG	ADV	%	PK	ADV	%
FLAMES	1	11	9.1	6	7	85.7
Avalanche	1	7	14.3	10	11	90.9



# FLAMES vs COLUMBUS BLUE JACKETS

ALL-TIME: 24-22-0-3-4

SINCE CALGARY: 24-22-0-3-4

LAST WIN: January 21, 2016 Flames 4 vs. Blue Jackets 2

DATE	TEAMS	ATTENDANCE	WINNING GOAL	GOALTENDERS
Jan. 21, 2016	FLAMES 4 AT Blue Jackets 2	12,492	Johnny Gaudreau	Ramo vs. Bobrovsky, Korpisalo
Feb. 5, 2016	Blue Jackets 2 AT FLAMES 1	19,289	William Karlsson	Ramo vs. Korpisalo

HEAD TO HEAD	GP	W	L	OTL	SOL	PTS	GF	GA	PPG	SHG	PIM
FLAMES	2	1	1	0	0	2	5	4	0	0	6
Blue Jackets	2	1	1	0	0	2	4	5	0	0	6

GOALS AND SHOTS BY PERIODS	1st	2nd	3rd	OT	TOTAL	PCT
FLAMES	2 - 18	1 - 22	2 - 18	0 - 0	5 - 58	8.6
Blue Jackets	0 - 14	3 - 22	1 - 11	0 - 0	4 - 47	8.5

FLAMES	GP	G	A	P	+/-	PIM	PP	SH	EN
Sam Bennett	2	2	0	2	1	0	0	0	0
Mikael Backlund	2	0	2	2	1	0	0	0	0
T.J. Brodie	2	0	2	2	2	0	0	0	0
Mark Giordano	2	0	2	2	1	2	0	0	0
Michael Frolik	2	1	0	1	0	0	0	0	0
Johnny Gaudreau	2	1	0	1	1	0	0	0	0
Jiri Hudler	2	1	0	1	0	0	0	0	0
Dougie Hamilton	2	0	1	1	0	0	0	0	0
Sean Monahan	2	0	1	1	1	0	0	0	0
Kris Russell	2	0	1	1	1	0	0	0	0
Joe Colborne	2	0	0	0	0	0	0	0	0
Deryk Engelland	2	0	0	0	-1	0	0	0	0
Micheal Ferland	2	0	0	0	0	0	0	0	0
David Jones	2	0	0	0	0	0	0	0	0
Matt Stajan	2	0	0	0	-1	2	0	0	0
Brandon Bollig	1	0	0	0	0	0	0	0	0
Lance Bouma	1	0	0	0	0	0	0	0	0
Markus Granlund	1	0	0	0	0	0	0	0	0
Josh Jooris	1	0	0	0	0	0	0	0	0
Ladislav Smid	1	0	0	0	-1	2	0	0	0
Dennis Wideman	1	0	0	0	0	0	0	0	0

BLUE JACKETS	GP	G	A	P	+/-	PIM	PP	SH	EN
William Karlsson	2	2	0	2	1	0	0	0	0
Seth Jones	2	0	2	2	2	0	0	0	0
Matt Calvert	1	0	2	2	2	2	0	0	0
Brandon Dubinsky	2	1	0	1	-2	0	0	0	0
Scott Hartnell	2	1	0	1	0	0	0	0	0
Cam Atkinson	2	0	1	1	-1	0	0	0	0
Ryan Murray	2	0	1	1	2	0	0	0	0
Brandon Saad	2	0	1	1	0	0	0	0	0
Rene Bourque	2	0	0	0	-2	0	0	0	0
Gregory Campbell	2	0	0	0	0	0	0	0	0
Cody Goloubeff	2	0	0	0	-2	4	0	0	0
Boone Jenner	2	0	0	0	-2	0	0	0	0
Jack Johnson	2	0	0	0	-2	0	0	0	0
Dalton Prout	2	0	0	0	-1	0	0	0	0
Kerby Rychel	2	0	0	0	1	0	0	0	0
Fedor Tyutin	2	0	0	0	-1	0	0	0	0
Alexander Wennberg	2	0	0	0	0	0	0	0	0
Josh Anderson	1	0	0	0	0	0	0	0	0
Nick Foligno	1	0	0	0	0	0	0	0	0
Markus Hannikainen	1	0	0	0	0	0	0	0	0

GOALTENDERS	GP	MP	SO	GA	SA	SV	GAA	SV %
Karri Ramo (1-1-0)	2	118	0	4	47	43	2.03	.915

GOALTENDERS	GP	MP	SO	GA	SA	SV	GAA	SV %
Jonas Korpisalo (1-1-0)	2	85	0	3	45	42	2.11	.933
Sergei Bobrovsky (0-0-0)	1	31	0	2	13	11	3.81	.846

	POWER PLAY			PENALTY KILLING		
	PPG	ADV	%	PK	ADV	%
FLAMES	0	1	0.0	1	1	100.0
Blue Jackets	0	1	0.0	1	1	100.0



# FLAMES vs DALLAS STARS

ALL-TIME: 73-59-25-4-3

SINCE CALGARY: 52-47-19-4-3

LAST WIN: December 17, 2015 Flames 3 vs. Stars 1

DATE	TEAMS	ATTENDANCE	WINNING GOAL	GOALTENDERS
Dec. 1, 2015 **	Stars 3 AT FLAMES 4	19,237	Johnny Gaudreau	Ramo vs. Niemi
Dec. 17, 2015	FLAMES 3 AT Stars 1	18,410	Dougie Hamilton	Ramo vs Lehtonen
Jan. 25, 2016	FLAMES 1 AT Stars 2	18,532	Jason Spezza	Ramo vs. Niemi

\*\* Shootout

HEAD TO HEAD	GP	W	L	OTL	SOL	PTS	GF	GA	PPG	SHG	PIM
FLAMES	3	2	1	0	0	4	8	6	0	0	21
Stars	3	1	1	0	1	3	6	8	0	1	29

GOALS AND SHOTS BY PERIODS	1st	2nd	3rd	OT	TOTAL	PCT
FLAMES	2 - 15	1 - 37	4 - 31	0 - 0	7 - 83	8.4
Stars	3 - 35	1 - 28	0 - 28	0 - 4	6 - 95	6.3

FLAMES	GP	G	A	P	+/-	PIM	PP	SH	EN
Sean Monahan	3	1	2	3	2	0	0	0	0
Dougie Hamilton	3	2	0	2	0	0	0	0	0
Mikael Backlund	3	1	1	2	1	0	0	0	0
Joe Colborne	3	1	1	2	0	0	0	0	0
Johnny Gaudreau	3	1	1	2	1	0	0	0	0
Mason Raymond	2	1	0	1	1	0	0	0	0
T.J. Brodie	3	0	1	1	0	0	0	0	0
Jiri Hudler	3	0	1	1	0	2	0	0	0
Kris Russell	3	0	1	1	1	0	0	0	0
Matt Stajan	3	0	1	1	-1	2	0	0	0
Dennis Wideman	3	0	1	1	0	5	0	0	0
Deryk Engelland	2	0	1	1	2	6	0	0	0
Sam Bennett	3	0	0	0	-3	2	0	0	0
Mark Giordano	3	0	0	0	2	0	0	0	0
Markus Granlund	3	0	0	0	0	0	0	0	0
David Jones	3	0	0	0	3	0	0	0	0
Micheal Ferland	2	0	0	0	0	0	0	0	0
Michael Frolik	2	0	0	0	-1	2	0	0	0
Josh Jooris	2	0	0	0	0	0	0	0	0
Lance Bouma	1	0	0	0	0	0	0	0	0
Ladislav Smid	1	0	0	0	-1	0	0	0	0

STARS	GP	G	A	P	+/-	PIM	PP	SH	EN
Jason Spezza	3	2	0	2	1	2	0	0	0
Johnny Oduya	3	1	1	2	2	2	0	1	0
Valeri Nichushkin	3	0	2	2	0	4	0	0	0
Jamie Benn	3	1	0	1	0	0	0	0	0
Cody Eakin	3	1	0	1	-1	4	0	0	0
Mattias Janmark	3	1	0	1	3	2	0	0	0
Jason Demers	3	0	1	1	3	0	0	0	0
Vernon Fiddler	3	0	1	1	1	0	0	0	0
Alex Goligoski	3	0	1	1	-1	0	0	0	0
John Klingberg	3	0	1	1	-2	6	0	0	0
Patrick Sharp	3	0	1	1	-2	5	0	0	0
Jordie Benn	2	0	1	1	0	0	0	0	0
Jyrki Jokipakka	2	0	1	1	0	2	0	0	0
Patrick Eaves	3	0	0	0	-2	0	0	0	0
Ales Hemsky	3	0	0	0	0	0	0	0	0
Antoine Roussel	3	0	0	0	-2	2	0	0	0
Colton Sceviour	3	0	0	0	-1	0	0	0	0
Tyler Seguin	3	0	0	0	-1	0	0	0	0
Esa Lindell	1	0	0	0	-1	0	0	0	0
Patrik Nemeth	1	0	0	0	-3	0	0	0	0

GOALTENDERS	GP	MP	SO	GA	SA	SV	GAA	SV %
Karri Ramo (2-1-0)	3	183	0	6	95	89	1.96	.937

GOALTENDERS	GP	MP	SO	GA	SA	SV	GAA	SV %
Antti Niemi (1-0-1)	2	125	0	4	56	52	1.92	.929
Kari Lehtonen (0-1-0)	1	57	0	3	27	24	3.14	.889

	POWER PLAY			PENALTY KILLING		
	PPG	ADV	%	PK	ADV	%
FLAMES	0	11	0.0	7	7	100.0
Stars	0	7	0.0	11	11	100.0



# FLAMES vs DETROIT RED WINGS

ALL-TIME: 68-67-16-3-2

SINCE CALGARY: 52-54-11-3-2

LAST WIN: October 23, 2015 Flames 3 vs. Red Wings 2

DATE	TEAMS	ATTENDANCE	WINNING GOAL	GOALTENDERS
Oct. 23, 2015 *	Red Wings 2 AT FLAMES 3	19,158	Mark Giordano	Hiller vs. Howard
Dec. 20, 2015	FLAMES 2 AT Red Wings 4	20,027	Gustav Nyquist	Ramo vs. Mrazek

\* Overtime

HEAD TO HEAD	GP	W	L	OTL	SOL	PTS	GF	GA	PPG	SHG	PIM
FLAMES	2	1	1	0	0	2	5	6	1	0	23
Red Wings	2	1	0	1	0	3	6	5	2	0	21

GOALS AND SHOTS BY PERIODS	1st	2nd	3rd	OT	TOTAL	PCT
FLAMES	1 - 23	1 - 21	2 - 21	1 - 3	5 - 68	7.4
Red Wings	2 - 26	3 - 18	1 - 17	0 - 3	6 - 64	9.4

FLAMES	GP	G	A	P	+/-	PIM	PP	SH	EN
Mark Giordano	2	2	2	4	3	2	0	0	0
Johnny Gaudreau	2	0	3	3	2	0	0	0	0
Jiri Hudler	2	0	3	3	2	5	0	0	0
Joe Colborne	2	1	0	1	-1	2	0	0	0
Dougie Hamilton	2	1	0	1	-1	0	0	0	0
Dennis Wideman	2	1	0	1	0	0	1	0	0
Sean Monahan	2	0	1	1	1	4	0	0	0
T.J. Brodie	1	0	1	1	-1	0	0	0	0
Mikael Backlund	2	0	0	0	0	2	0	0	0
Sam Bennett	2	0	0	0	0	0	0	0	0
Micheal Ferland	2	0	0	0	-1	2	0	0	0
David Jones	2	0	0	0	-1	0	0	0	0
Josh Jooris	2	0	0	0	-1	0	0	0	0
Mason Raymond	2	0	0	0	-1	0	0	0	0
Kris Russell	2	0	0	0	-1	2	0	0	0
Ladislav Smid	2	0	0	0	-1	0	0	0	0
Matt Stajan	2	0	0	0	-1	2	0	0	0
Deryk Engelland	1	0	0	0	0	2	0	0	0
Michael Frolik	1	0	0	0	0	0	0	0	0
Markus Granlund	1	0	0	0	0	0	0	0	0

RED WINGS	GP	G	A	P	+/-	PIM	PP	SH	EN
Gustav Nyquist	2	2	0	2	1	0	1	0	0
Dylan Larkin	2	1	1	2	2	2	0	0	0
Brendan Smith	2	1	1	2	1	0	1	0	0
Danny DeKeyser	2	0	2	2	0	0	0	0	0
Henrik Zetterberg	2	0	2	2	1	0	0	0	0
Justin Abdelkader	2	1	0	1	-1	2	0	0	1
Brad Richards	1	1	0	1	1	0	0	0	0
Mike Green	2	0	1	1	0	0	0	0	0
Riley Sheahan	2	0	1	1	-2	0	0	0	0
Teemu Pulkkinen	1	0	1	1	0	2	0	0	0
Joakim Andersson	2	0	0	0	0	0	0	0	0
Luke Glendening	2	0	0	0	-1	2	0	0	0
Darren Helm	2	0	0	0	-2	2	0	0	0
Niklas Kronwall	2	0	0	0	1	0	0	0	0
Tomas Tatar	2	0	0	0	1	0	0	0	0
Pavel Datsyuk	1	0	0	0	2	0	0	0	0
Jonathan Ericsson	1	0	0	0	0	2	0	0	0
Landon Ferraro	1	0	0	0	0	5	0	0	0
Tomas Jurco	1	0	0	0	1	0	0	0	0
Jakub Kindl	1	0	0	0	0	0	0	0	0
Alexey Marchenko	1	0	0	0	1	0	0	0	0
Drew Miller	1	0	0	0	-1	0	0	0	0
Kyle Quincey	1	0	0	0	-2	4	0	0	0

GOALTENDERS	GP	MP	SO	GA	SA	SV	GAA	SV %
Jonas Hiller (1-0-0)	1	62	0	2	29	27	1.92	.931
Karri Ramo (0-1-0)	1	57	0	3	34	31	3.14	.912

GOALTENDERS	GP	MP	SO	GA	SA	SV	GAA	SV %
Petr Mrazek (1-0-0)	1	60	0	2	28	26	2.00	.929
Jimmy Howard (0-0-1)	1	63	0	3	40	37	2.85	.925

	POWER PLAY			PENALTY KILLING		
	PPG	ADV	%	PK	ADV	%
FLAMES	1	6	16.7	5	7	71.4
Red Wings	2	7	28.6	5	6	83.3



# FLAMES vs EDMONTON OILERS

ALL-TIME: 117-89-19-2-2

SINCE CALGARY: 115-88-18-2-2

LAST WIN: April 2, 2016 Flames 5 vs. Oilers 0

DATE	TEAMS	ATTENDANCE	WINNING GOAL	GOALTENDERS
Oct. 17, 2015	Oilers 5 AT FLAMES 2	19,839	Taylor Hall	Hiller vs. Talbot
Oct. 31, 2015	FLAMES 5 AT Oilers 4	16,839	Michael Frolik	Ramo vs. Talbot
Dec. 27, 2015	Oilers 3 AT FLAMES 5	19,289	Johnny Gaudreau	Ramo vs. Nilsson, Talbot
Jan. 16, 2016 **	FLAMES 1 AT Oilers 2	16,839	Teddy Purcell	Hiller vs. Talbot
Apr. 2, 2016	FLAMES 5 AT Oilers 0	16,839	Mikael Backlund	Ortio vs. Talbot

\*\* Shootout

HEAD TO HEAD	GP	W	L	OTL	SOL	PTS	GF	GA	PPG	SHG	PIM
FLAMES	5	3	1	0	1	7	18	14	4	2	41
Oilers	5	2	3	0	0	4	14	18	3	0	57

GOALS AND SHOTS BY PERIODS	1st	2nd	3rd	OT	TOTAL	PCT
FLAMES	5 - 55	7 - 50	6 - 50	0 - 5	18 - 160	11.3
Oilers	4 - 38	3 - 62	6 - 47	0 - 0	13 - 147	8.8

FLAMES	GP	G	A	P	+/-	PIM	PP	SH	EN
Mikael Backlund	5	2	3	5	4	2	0	1	0
Johnny Gaudreau	5	4	0	4	1	4	1	0	0
Michael Frolik	3	3	1	4	2	0	0	0	0
T.J. Brodie	4	1	3	4	3	2	1	0	0
Joe Colborne	3	1	2	3	0	2	0	0	0
Dennis Wideman	4	0	3	3	-3	0	0	0	0
Mark Giordano	5	2	0	2	-2	4	2	0	0
David Jones	4	2	0	2	-3	0	1	0	0
Matt Stajan	5	1	1	2	3	0	0	1	0
Sam Bennett	4	1	1	2	1	2	0	0	0
Dougie Hamilton	5	0	2	2	-1	4	0	0	0
Sean Monahan	5	0	2	2	-2	0	0	0	0
Micheal Ferland	4	0	2	2	0	2	0	0	0
Josh Jooris	4	0	2	2	3	4	0	0	0
Brandon Bollig	4	1	0	1	1	10	0	0	0
Deryk Engelland	5	0	1	1	4	5	0	0	0
Mason Raymond	4	0	1	1	-1	0	0	0	0
Kris Russell	4	0	1	1	2	0	0	0	0
Markus Granlund	3	0	1	1	0	0	0	0	0
Jiri Hudler	3	0	1	1	-2	0	0	0	0
Jyrki Jokipakka	1	0	1	1	2	0	0	0	0
Lance Bouma	2	0	0	0	0	0	0	0	0
Derek Grant	1	0	0	0	0	0	0	0	0
Brett Kulak	1	0	0	0	0	0	0	0	0
Jakub Nakladal	1	0	0	0	1	0	0	0	0
Hunter Shinkaruk	1	0	0	0	0	0	0	0	0

OILERS	GP	G	A	P	+/-	PIM	PP	SH	EN
Taylor Hall	5	2	6	8	3	0	0	0	0
Ryan Nugent-Hopkins	5	1	4	5	4	6	0	0	0
Leon Draisaitl	4	1	3	4	0	0	0	0	0
Benoit Pouliot	4	2	1	3	3	2	0	0	0
Teddy Purcell	4	2	1	3	-3	0	1	0	0
Connor McDavid	3	2	1	3	-2	4	1	0	0
Nail Yakupov	4	1	1	2	-1	4	0	0	0
Jordan Eberle	3	0	2	2	0	0	0	0	0
Mark Fayne	4	1	0	1	4	0	0	0	0
Brandon Davidson	2	1	0	1	-1	2	1	0	0
Andrej Sekera	5	0	1	1	1	2	0	0	0
Eric Gryba	4	0	1	1	0	2	0	0	0
Matt Hendricks	3	0	1	1	0	16	0	0	0
Oscar Klefbom	2	0	1	1	1	0	0	0	0
Anton Lander	5	0	0	0	-3	0	0	0	0
Mark Letestu	5	0	0	0	-3	0	0	0	0
Lauri Koprinkoski	4	0	0	0	-4	0	0	0	0
Darnell Nurse	4	0	0	0	-2	4	0	0	0
Luke Gazdic	3	0	0	0	-1	5	0	0	0
Iiro Pakarinen	3	0	0	0	-1	0	0	0	0
Justin Schultz	3	0	0	0	-2	4	0	0	0
Zack Kassian	2	0	0	0	0	2	0	0	0
Griffin Reinhart	2	0	0	0	-1	4	0	0	0
Andrew Ference	1	0	0	0	-2	0	0	0	0
Rob Klunkhammer	1	0	0	0	0	0	0	0	0
Patrick Maroon	1	0	0	0	-2	0	0	0	0
Nikita Nikitin	1	0	0	0	2	0	0	0	0
Jordan Oesterle	1	0	0	0	-2	0	0	0	0
Adam Pardy	1	0	0	0	-1	0	0	0	0
Anton Slepyshev	1	0	0	0	-2	0	0	0	0

GOALTENDERS	GP	MP	SO	GA	SA	SV	GAA	SV %
Karri Ramo (2-0-0)	2	120	0	7	54	47	3.50	.870
Joni Ortio (1-0-0)	1	60	1	0	28	28	0.00	1.000
Jonas Hiller (0-1-1)	2	125	0	6	65	59	2.88	.908

GOALTENDERS	GP	MP	SO	GA	SA	SV	GAA	SV %
Cam Talbot (2-2-0)	5	265	0	14	130	116	3.17	.892
Anders Nilsson (0-1-0)	1	40	0	4	30	26	6.00	.867

	POWER PLAY			PENALTY KILLING		
	PPG	ADV	%	PK	ADV	%
FLAMES	5	21	23.8	9	12	75.0
Oilers	3	12	25.0	16	21	76.2



# FLAMES vs FLORIDA PANTHERS

ALL-TIME: 15-9-3-0-2

SINCE CALGARY: 15-9-3-0-2

LAST WIN: January 13, 2016 Flames 6 vs. Panthers 0

DATE	TEAMS	ATTENDANCE	WINNING GOAL	GOALTENDERS
Nov. 10, 2015	FLAMES 3 AT Panthers 4	11,242	Jaromir Jagr	Ramo vs. Luongo
Jan. 13, 2016	Panthers 0 AT FLAMES 6	18,702	Sam Bennett	Hiller vs. Luongo, Montoya

HEAD TO HEAD	GP	W	L	OTL	SOL	PTS	GF	GA	PPG	SHG	PIM
FLAMES	2	1	1	0	0	2	9	4	1	0	13
Panthers	2	1	1	0	0	2	4	9	1	0	11

GOALS AND SHOTS BY PERIODS	1st	2nd	3rd	OT	TOTAL	PCT
FLAMES	5 - 24	3 - 22	1 - 18	0 - 0	9 - 64	14.1
Panthers	2 - 16	1 - 15	1 - 15	0 - 0	4 - 46	8.7

FLAMES	GP	G	A	P +/-	PIM	PP	SH	EN
Sam Bennett	2	4	0	4	5	0	0	0
David Jones	2	2	1	3	2	0	0	0
Jiri Hudler	2	0	3	3	2	0	0	0
Deryk Engelland	2	0	2	2	3	0	0	0
Dougie Hamilton	2	0	2	2	2	0	0	0
Johnny Gaudreau	2	1	0	1	-1	0	0	0
Sean Monahan	2	1	0	1	-1	0	1	0
Mason Raymond	1	1	0	1	1	2	0	0
Mikael Backlund	2	0	1	1	3	2	0	0
T.J. Brodie	2	0	1	1	0	0	0	0
Mark Giordano	2	0	1	1	0	0	0	0
Josh Jooris	2	0	1	1	0	7	0	0
Matt Stajan	2	0	1	1	2	0	0	0
Joe Colborne	1	0	1	1	1	0	0	0
Micheal Ferland	2	0	0	0	0	0	0	0
Kris Russell	2	0	0	0	3	2	0	0
Dennis Wideman	2	0	0	0	2	0	0	0
Brandon Bollig	1	0	0	0	0	0	0	0
Michael Frolik	1	0	0	0	0	0	0	0
Markus Granlund	1	0	0	0	1	0	0	0
Derek Grant	1	0	0	0	0	0	0	0

PANTHERS	GP	G	A	P +/-	PIM	PP	SH	EN
Jaromir Jagr	2	1	1	2	-2	0	0	0
Jussi Jokinen	2	0	2	2	-1	2	0	0
Reilly Smith	2	1	0	1	-1	0	0	0
Vincent Trocheck	2	1	0	1	-1	0	1	0
Aaron Ekblad	1	1	0	1	0	0	0	0
Brian Campbell	2	0	1	1	-1	0	0	0
Jonathan Huberdeau	2	0	1	1	-1	2	0	0
Alex Petrovic	2	0	1	1	-4	0	0	0
Nick Bjugstad	2	0	0	0	-1	0	0	0
Erik Gudbranson	2	0	0	0	-1	2	0	0
Dmitry Kulikov	2	0	0	0	-1	0	0	0
Derek MacKenzie	2	0	0	0	-1	5	0	0
Willie Mitchell	2	0	0	0	-1	0	0	0
Brandon Pirri	2	0	0	0	-1	0	0	0
Aleksander Barkov	1	0	0	0	-2	0	0	0
Dave Bolland	1	0	0	0	0	0	0	0
Rocco Grimaldi	1	0	0	0	-1	0	0	0
Quinton Howden	1	0	0	0	0	0	0	0
Steven Kampfer	1	0	0	0	-2	0	0	0
Corban Knight	1	0	0	0	-1	0	0	0
Logan Shaw	1	0	0	0	-1	0	0	0
Shawn Thornton	1	0	0	0	-1	0	0	0
Garrett Wilson	1	0	0	0	0	0	0	0

GOALTENDERS	GP	MP	SO	GA	SA	SV	GAA	SV%
Jonas Hiller (1-0-0)	1	60	1	0	15	15	0.00	1.000
Karri Ramo (0-1-0)	1	59	0	4	31	27	4.09	.871

GOALTENDERS	GP	MP	SO	GA	SA	SV	GAA	SV%
Roberto Luongo (1-1-0)	2	80	0	7	43	36	5.25	.837
Al Montoya (0-0-0)	1	40	0	2	21	19	3.00	.905

	POWER PLAY			PENALTY KILLING		
	PPG	ADV	%	PK	ADV	%
FLAMES	1	3	33.3	3	4	75.0
Panthers	1	4	25.0	2	3	66.7





# FLAMES vs LOS ANGELES KINGS

ALL-TIME: 116-88-21-2-3

SINCE CALGARY: 104-71-15-2-3

LAST WIN: April 9, 2015 Flames 3 vs. Kings 1

DATE	TEAMS	ATTENDANCE	WINNING GOAL	GOALTENDERS
Dec. 31, 2015	Kings 4 AT FLAMES 1	19,289	Milan Lucic	Ramo vs. Quick
Feb. 23, 2016	FLAMES 1 AT Kings 2	18,230	Anze Kopitar	Ortio vs. Quick
Mar. 31, 2016	FLAMES 0 AT Kings 3	18,417	Jeff Carter	Ortio vs. Quick
Apr. 5, 2016 *	Kings 5 AT FLAMES 4	18,438	Jeff Carter	Ortio vs. Enroth

\* Overtime

HEAD TO HEAD	GP	W	L	OTL	SOL	PTS	GF	GA	PPG	SHG	PIM
FLAMES	4	0	3	1	0	1	6	14	2	0	29
Kings	4	4	0	0	0	8	14	6	3	0	31

GOALS AND SHOTS BY PERIODS	1st	2nd	3rd	OT	TOTAL	PCT
FLAMES	1 - 24	2 - 33	3 - 34	0 - 0	6 - 91	6.6
Kings	2 - 43	7 - 47	4 - 25	1 - 1	14 - 116	12.1

FLAMES	GP	G	A	P	+/-	PIM	PP	SH	EN
Mark Giordano	4	2	1	3	1	4	1	0	0
Joe Colborne	4	0	3	3	-1	2	0	0	0
Johnny Gaudreau	4	0	3	3	-3	2	0	0	0
Deryk Engelland	4	1	1	2	2	2	0	0	0
Sean Monahan	4	1	1	2	-3	0	1	0	0
Micheal Ferland	4	0	2	2	1	0	0	0	0
Mikael Backlund	4	1	0	1	0	2	0	0	0
Hunter Shinkaruk	2	1	0	1	0	0	0	0	0
Jiri Hudler	2	0	1	1	-3	2	0	0	0
Sam Bennett	4	0	0	0	-3	2	0	0	0
Brandon Bollig	4	0	0	0	-1	5	0	0	0
Lance Bouma	4	0	0	0	-2	0	0	0	0
T.J. Brodie	4	0	0	0	-5	0	0	0	0
Dougie Hamilton	4	0	0	0	-6	2	0	0	0
Josh Jooris	3	0	0	0	-1	2	0	0	0
Jakub Nakladal	3	0	0	0	-1	0	0	0	0
Matt Stajan	3	0	0	0	0	0	0	0	0
Derek Grant	2	0	0	0	-1	2	0	0	0
Jyrki Jokipakka	2	0	0	0	-2	0	0	0	0
David Jones	2	0	0	0	-1	0	0	0	0
Michael Frolik	1	0	0	0	0	2	0	0	0
Markus Granlund	1	0	0	0	-1	0	0	0	0
Kris Russell	1	0	0	0	-2	0	0	0	0
Dennis Wideman	1	0	0	0	-1	0	0	0	0
Tyler Wotherspoon	1	0	0	0	0	0	0	0	0

KINGS	GP	G	A	P	+/-	PIM	PP	SH	EN
Anze Kopitar	4	1	5	6	2	0	1	0	0
Milan Lucic	4	3	1	4	3	7	0	0	0
Jeff Carter	3	3	1	4	4	4	1	0	0
Andy Andreoff	4	3	0	3	3	0	0	0	0
Tanner Pearson	4	1	2	3	2	0	1	0	1
Drew Doughty	4	0	3	3	3	4	0	0	0
Marian Gaborik	1	1	1	2	1	0	0	0	0
Jake Muzzin	4	0	2	2	0	4	0	0	0
Tyler Toffoli	4	0	2	2	1	0	0	0	0
Luke Schenn	3	1	0	1	2	4	0	0	0
Kris Versteeg	1	1	0	1	1	0	0	0	0
Trevor Lewis	4	0	1	1	0	2	0	0	0
Brayden McNabb	4	0	1	1	3	0	0	0	0
Jamie McBain	2	0	1	1	2	0	0	0	0
Michael Mersch	1	0	1	1	1	0	0	0	0
Jordan Nolan	1	0	1	1	1	2	0	0	0
Dustin Brown	4	0	0	0	1	0	0	0	0
Dwight King	4	0	0	0	-1	0	0	0	0
Vincent Lecavalier	3	0	0	0	1	0	0	0	0
Alec Martinez	3	0	0	0	1	0	0	0	0
Nick Shore	3	0	0	0	1	4	0	0	0
Kyle Clifford	2	0	0	0	0	0	0	0	0
Nic Dowd	1	0	0	0	0	0	0	0	0
Christian Ehrhoff	1	0	0	0	0	0	0	0	0
Derek Forbort	1	0	0	0	0	0	0	0	0
Kevin Gravel	1	0	0	0	1	0	0	0	0
Rob Scuderi	1	0	0	0	1	0	0	0	0

GOALTENDERS	GP	MP	SO	GA	SA	SV	GAA	SV%
Joni Orto (0-2-1)	3	179	0	10	92	82	3.34	.891
Karri Ramo (0-1-0)	1	58	0	3	23	20	3.12	.870

GOALTENDERS	GP	MP	SO	GA	SA	SV	GAA	SV%
Jonathan Quick (3-0-0)	3	180	1	2	68	66	0.67	.971
Jhonas Enroth (1-0-0)	1	60	0	4	23	19	3.99	.826

	POWER PLAY			PENALTY KILLING		
	PPG	ADV	%	PK	ADV	%
FLAMES	2	12	16.7	8	11	72.7
Kings	3	11	27.3	10	12	83.3



# FLAMES vs MINNESOTA WILD

ALL-TIME: 43-26-4-5-5

SINCE CALGARY: 43-26-4-5-5

LAST WIN: April 9, 2016 Flames 2 vs. Wild 1

DATE	TEAMS	ATTENDANCE	WINNING GOAL	GOALTENDERS
Feb. 17, 2016	Wild 5 AT FLAMES 3	19,289	Jason Pominville	Hiller vs. Dubnyk
Mar. 24, 2016	FLAMES 2 AT Wild 6	19,032	Zach Parise	Backstrom vs. Dubnyk
Apr. 9, 2016	FLAMES 2 AT Wild 1	19,247	Patrick Sieloff	Backstrom vs. Dubnyk, Kuemper

HEAD TO HEAD	GP	W	L	OTL	SOL	PTS	GF	GA	PPG	SHG	PIM
FLAMES	3	1	2	0	0	2	7	12	2	0	30
Wild	3	2	1	0	0	4	12	7	4	1	26

GOALS AND SHOTS BY PERIODS	1st	2nd	3rd	OT	TOTAL	PCT
FLAMES	1 - 24	3 - 33	3 - 29	0 - 0	7 - 86	8.1
Wild	5 - 32	4 - 37	3 - 30	0 - 0	12 - 89	13.5

FLAMES	GP	G	A	P	+/-	PIM	PP	SH	EN
Mikael Backlund	3	1	1	2	0	2	1	0	0
Johnny Gaudreau	3	1	1	2	-2	0	1	0	0
T.J. Brodie	3	0	2	2	-1	2	0	0	0
Micheal Ferland	3	0	2	2	-1	2	0	0	0
Matt Stajan	3	0	2	2	-1	4	0	0	0
Brandon Bollig	2	1	0	1	0	4	0	0	0
Jakub Nakladal	2	1	0	1	-2	0	0	0	0
Deryk Engelland	1	1	0	1	0	0	0	0	0
David Jones	1	1	0	1	0	0	0	0	0
Patrick Sieloff	1	1	0	1	2	0	0	0	0
Sam Bennett	3	0	1	1	-2	2	0	0	0
Mark Giordano	3	0	1	1	-1	2	0	0	0
Sean Monahan	3	0	1	1	-3	2	0	0	0
Turner Elson	1	0	1	1	0	0	0	0	0
Drew Shore	1	0	1	1	0	0	0	0	0
Tyler Wotherspoon	1	0	1	1	-1	0	0	0	0
Joe Colborne	3	0	0	0	-1	0	0	0	0
Dougie Hamilton	3	0	0	0	-2	4	0	0	0
Michael Frolik	2	0	0	0	-2	2	0	0	0
Jyrki Jokipakka	2	0	0	0	0	0	0	0	0
Josh Jooris	2	0	0	0	1	0	0	0	0
Lance Bouma	1	0	0	0	-1	0	0	0	0
Markus Granlund	1	0	0	0	0	2	0	0	0
Freddie Hamilton	1	0	0	0	0	0	0	0	0
Garnet Hathaway	1	0	0	0	0	0	0	0	0
Jiri Hudler	1	0	0	0	0	0	0	0	0
Oliver Kyllington	1	0	0	0	0	0	0	0	0
Hunter Shinkaruk	1	0	0	0	0	0	0	0	0
Ladislav Smid	1	0	0	0	0	0	0	0	0

WILD	GP	G	A	P	+/-	PIM	PP	SH	EN
Zach Parise	2	3	3	6	2	2	1	0	0
Mikko Koivu	3	1	4	5	2	6	1	0	0
Charlie Coyle	3	1	2	3	1	0	0	0	1
Erik Haula	3	1	2	3	3	2	0	0	0
Nino Niederreiter	3	1	2	3	3	2	0	0	0
Jason Pominville	3	1	2	3	3	4	0	0	0
Jared Spurgeon	3	2	0	2	1	0	2	0	0
Ryan Suter	3	0	2	2	2	2	0	0	0
Jason Zucker	2	1	0	1	-1	0	0	1	0
Zac Dalpe	1	1	0	1	0	0	0	0	0
Ryan Carter	2	0	1	1	0	2	0	0	0
Christian Folin	2	0	1	1	2	0	0	0	0
Mike Reilly	2	0	1	1	0	2	0	0	0
Nate Prosser	1	0	1	1	2	2	0	0	0
Matt Dumba	3	0	0	0	-1	0	0	0	0
Justin Fontaine	3	0	0	0	-1	0	0	0	0
Mikael Granlund	3	0	0	0	-1	0	0	0	0
Jonas Brodin	2	0	0	0	1	0	0	0	0
David Jones	2	0	0	0	0	0	0	0	0
Marco Scandella	2	0	0	0	-1	0	0	0	0
Jarret Stoll	2	0	0	0	-1	0	0	0	0
Thomas Vanek	2	0	0	0	-1	0	0	0	0
Chris Porter	1	0	0	0	0	0	0	0	0
Jordan Schroeder	1	0	0	0	-1	0	0	0	0

GOALTENDERS	GP	MP	SO	GA	SA	SV	GAA	SV %
Niklas Backstrom (1-1-0)	2	120	0	7	65	58	3.51	.892
Jonas Hiller (0-1-0)	1	58	0	4	23	19	4.12	.826

GOALTENDERS	GP	MP	SO	GA	SA	SV	GAA	SV %
Devan Dubnyk (2-0-0)	3	150	0	5	67	62	2.00	.925
Darcy Kuemper (0-1-0)	1	29	0	2	19	17	4.20	.895

	POWER PLAY			PENALTY KILLING		
	PPG	ADV	%	PK	ADV	%
FLAMES	2	12	16.7	9	13	69.2
Wild	4	13	30.8	10	12	83.3



# FLAMES vs MONTREAL CANADIENS

ALL-TIME: 38-56-15-1-1

SINCE CALGARY: 34-33-8-1-1

LAST WIN: March 20, 2016 Flames 4 vs. Canadiens 1

DATE	TEAMS	ATTENDANCE	WINNING GOAL	GOALTENDERS
Oct. 30, 2015	Canadiens 6 AT FLAMES 2	19,289	Dale Weise	Ortio vs. Condon
Mar. 20, 2016	FLAMES 4 AT Canadiens 1	21,288	Sean Monahan	Backstrom vs. Condon

HEAD TO HEAD	GP	W	L	OTL	SOL	PTS	GF	GA	PPG	SHG	PIM
FLAMES	2	1	1	0	0	2	6	7	1	0	12
Canadiens	2	1	1	0	0	2	7	6	1	1	16

GOALS AND SHOTS BY PERIODS	1st	2nd	3rd	OT	TOTAL	PCT
FLAMES	0 - 25	4 - 20	2 - 22	0 - 0	6 - 67	9.0
Canadiens	1 - 19	3 - 15	3 - 19	0 - 0	7 - 53	13.2

FLAMES	GP	G	A	P	+/-	PIM	PP	SH	EN
Sean Monahan	2	2	2	4	1	0	1	0	0
Dougie Hamilton	2	0	3	3	2	0	0	0	0
Joe Colborne	2	1	1	2	-1	2	0	0	0
Johnny Gaudreau	2	1	1	2	3	2	0	0	0
Josh Jooris	2	1	1	2	1	2	0	0	0
Sam Bennett	2	0	2	2	2	0	0	0	0
Jiri Hudler	1	1	0	1	-2	0	0	0	0
T.J. Brodie	2	0	1	1	2	0	0	0	0
Mark Giordano	2	0	1	1	1	2	0	0	0
Mikael Backlund	2	0	0	0	-1	0	0	0	0
Michael Frolik	2	0	0	0	-1	0	0	0	0
Matt Stajan	2	0	0	0	-2	2	0	0	0
Brandon Bollig	1	0	0	0	-1	0	0	0	0
Lance Bouma	1	0	0	0	0	0	0	0	0
Deryk Engelland	1	0	0	0	0	0	0	0	0
Micheal Ferland	1	0	0	0	1	0	0	0	0
Derek Grant	1	0	0	0	-1	0	0	0	0
Garnet Hathaway	1	0	0	0	-1	2	0	0	0
Jyrki Jokipakka	1	0	0	0	1	0	0	0	0
David Jones	1	0	0	0	0	0	0	0	0
Jakub Nakladal	1	0	0	0	-1	0	0	0	0
Mason Raymond	1	0	0	0	-2	0	0	0	0
Kris Russell	1	0	0	0	-3	0	0	0	0
Dennis Wideman	1	0	0	0	-3	0	0	0	0
Tyler Wotherspoon	1	0	0	0	-1	0	0	0	0

CANADIENS	GP	G	A	P	+/-	PIM	PP	SH	EN
Dale Weise	1	3	0	3	3	0	0	0	0
Nathan Beaulieu	2	1	1	2	2	2	1	0	0
Paul Byron	2	1	1	2	1	0	0	1	0
Torrey Mitchell	2	0	2	2	1	2	0	0	0
David Desharnais	1	0	2	2	3	0	0	0	0
Tomas Fleischmann	1	0	2	2	3	0	0	0	0
Jeff Petry	1	0	2	2	-1	0	0	0	0
Michael McCarron	1	1	0	1	0	0	0	0	0
Devante Smith-Pelly	1	0	1	1	0	0	0	0	0
Tomas Plekanec	2	0	1	1	0	0	0	0	0
Phillip Danault	1	0	1	1	0	0	0	0	0
Lars Eller	2	0	0	0	-1	4	0	0	0
Alexei Emelin	2	0	0	0	-2	2	0	0	0
Alex Galchenyuk	2	0	0	0	-3	0	0	0	0
Andrei Markov	2	0	0	0	0	0	0	0	0
Max Pacioretty	2	0	0	0	-3	2	0	0	0
Mike Brown	1	0	0	0	0	2	0	0	0
Jacob De La Rose	1	0	0	0	0	0	0	0	0
Darren Dietz	1	0	0	0	-1	2	0	0	0
Brian Flynn	1	0	0	0	-2	0	0	0	0
Brendan Gallagher	1	0	0	0	0	0	0	0	0
Tom Gilbert	1	0	0	0	3	0	0	0	0
Joel Hanley	1	0	0	0	-1	0	0	0	0
Lucas Lessio	1	0	0	0	0	0	0	0	0
Stefan Matteau	1	0	0	0	0	0	0	0	0
Greg Paterny	1	0	0	0	0	0	0	0	0
P.K. Subban	1	0	0	0	2	0	0	0	0

GOALTENDERS	GP	MP	SO	GA	SA	SV	GAA	SV %
Niklas Backstrom (1-0-0)	1	60	0	1	22	21	1.00	.955
Joni Ortio (0-1-0)	1	60	0	6	31	25	6.00	.806

GOALTENDERS	GP	MP	SO	GA	SA	SV	GAA	SV %
Mike Condon (1-1-0)	2	120	0	6	67	61	3.01	.910

	POWER PLAY			PENALTY KILLING		
	PPG	ADV	%	PK	ADV	%
FLAMES	1	6	16.7	3	4	75.0
Canadiens	1	4	25.0	5	6	83.3



# FLAMES vs NASHVILLE PREDATORS

ALL-TIME: 31-28-4-2-0

SINCE CALGARY: 31-28-4-2-0

LAST WIN: March 9, 2016 Flames 3 vs. Predators 2

DATE	TEAMS	ATTENDANCE	WINNING GOAL	GOALTENDERS
Dec. 15, 2015 *	FLAMES 2 AT Predators 1	15,431	Kris Russell	Ramo vs. Rinne
Jan. 27, 2016	Predators 2 AT FLAMES 1	19,289	Shea Weber	Ramo vs. Hutton
Mar. 9, 2016 *	Predators 2 AT FLAMES 3	19,289	Mikael Backlund	Ortio vs. Hutton

\* Overtime

HEAD TO HEAD	GP	W	L	OTL	SOL	PTS	GF	GA	PPG	SHG	PIM
FLAMES	3	2	1	0	0	4	6	5	0	0	14
Predators	3	1	0	2	0	4	5	6	1	0	24

GOALS AND SHOTS BY PERIODS	1st	2nd	3rd	OT	TOTAL	PCT
FLAMES	2 - 23	2 - 23	1 - 33	2 - 3	6 - 82	7.3
Predators	2 - 32	1 - 14	2 - 25	0 - 1	5 - 72	6.9

FLAMES	GP	G	A	P	+/-	PIM	PP	SH	EN
Johnny Gaudreau	3	2	3	5	4	0	0	0	0
Mark Giordano	3	1	2	3	2	0	0	0	0
T.J. Brodie	3	1	1	2	2	2	0	0	0
Kris Russell	2	1	1	2	1	0	0	0	0
Dougie Hamilton	3	0	2	2	1	2	0	0	0
Sean Monahan	3	0	2	2	1	2	0	0	0
Mikael Backlund	3	1	0	1	1	6	0	0	0
Sam Bennett	3	0	1	1	1	0	0	0	0
Michael Frolik	3	0	0	0	-1	0	0	0	0
Matt Stajan	3	0	0	0	-1	0	0	0	0
Brandon Bollig	2	0	0	0	-1	0	0	0	0
Lance Bouma	2	0	0	0	0	2	0	0	0
Joe Colborne	2	0	0	0	1	0	0	0	0
Deryk Engelland	2	0	0	0	0	0	0	0	0
Micheal Ferland	2	0	0	0	2	0	0	0	0
Markus Granlund	2	0	0	0	1	0	0	0	0
Jiri Hudler	2	0	0	0	1	0	0	0	0
David Jones	2	0	0	0	0	0	0	0	0
Mason Raymond	2	0	0	0	-1	0	0	0	0
Dennis Wideman	2	0	0	0	0	0	0	0	0
Garnet Hathaway	1	0	0	0	-2	0	0	0	0
Jyrki Jokipakka	1	0	0	0	-1	0	0	0	0
Josh Jooris	1	0	0	0	0	0	0	0	0
Jakub Nakladal	1	0	0	0	0	0	0	0	0
Tyler Wotherspoon	1	0	0	0	0	0	0	0	0

PREDATORS	GP	G	A	P	+/-	PIM	PP	SH	EN
Mike Fisher	2	1	1	2	2	2	0	0	0
Viktor Arvidsson	2	0	2	2	2	2	0	0	0
Mike Ribeiro	3	1	0	1	-2	2	0	0	0
Shea Weber	3	1	0	1	-3	2	1	0	0
Anthony Bitetto	1	1	0	1	1	0	0	0	0
Cody Hodgson	1	1	0	1	1	0	0	0	0
Mattias Ekholm	3	0	1	1	0	2	0	0	0
Roman Josi	3	0	1	1	-3	0	0	0	0
James Neal	3	0	1	1	0	6	0	0	0
Craig Smith	3	0	1	1	-1	0	0	0	0
Ryan Johansen	2	0	1	1	1	2	0	0	0
Ryan Ellis	3	0	0	0	2	0	0	0	0
Filip Forsberg	3	0	0	0	-2	2	0	0	0
Calle Jarnkrok	3	0	0	0	-1	2	0	0	0
Miikka Salomaki	3	0	0	0	0	0	0	0	0
Austin Watson	3	0	0	0	-1	0	0	0	0
Paul Gaustad	2	0	0	0	-1	0	0	0	0
Petter Granberg	2	0	0	0	0	0	0	0	0
Barret Jackman	2	0	0	0	0	0	0	0	0
Colton Sissons	2	0	0	0	-1	0	0	0	0
Cody Bass	1	0	0	0	-1	0	0	0	0
Kevin Fiala	1	0	0	0	0	0	0	0	0
Seth Jones	1	0	0	0	0	0	0	0	0
Eric Nystrom	1	0	0	0	0	0	0	0	0
Colin Wilson	1	0	0	0	0	0	0	0	0

GOALTENDERS	GP	MP	SO	GA	SA	SV	GAA	SV%
Karri Ramo (1-1-0)	2	119	0	3	46	43	1.51	.935
Joni Ortio (1-0-0)	1	61	0	2	26	24	1.96	.923

GOALTENDERS	GP	MP	SO	GA	SA	SV	GAA	SV%
Carter Hutton (1-0-1)	2	121	0	4	61	57	1.98	.934
Pekka Rinne (0-0-1)	1	61	0	2	21	19	1.95	.905

	POWER PLAY			PENALTY KILLING		
	PPG	ADV	%	PK	ADV	%
FLAMES	0	11	0.0	7	8	87.5
Predators	1	8	12.5	11	11	100.0



# FLAMES vs NEW JERSEY DEVILS

ALL-TIME: 63-23-11-1-1

SINCE CALGARY: 41-21-7-1-1

LAST WIN: November 17, 2015 Flames 3 vs. Devils 2

DATE	TEAMS	ATTENDANCE	WINNING GOAL	GOALTENDERS
Nov. 17, 2015	Devils 2 AT FLAMES 3	19,289	David Jones	Ramo vs. Schneider
Jan. 19, 2016	FLAMES 2 AT Devils 4	14,319	Reid Boucher	Hiller vs. Schneider

HEAD TO HEAD	GP	W	L	OTL	SOL	PTS	GF	GA	PPG	SHG	PIM
FLAMES	2	1	1	0	0	2	5	6	2	0	10
Devils	2	1	1	0	0	2	6	5	1	0	16

GOALS AND SHOTS BY PERIODS	1st	2nd	3rd	OT	TOTAL	PCT
FLAMES	3 - 16	2 - 19	0 - 23	0 - 0	5 - 58	8.6
Devils	1 - 16	4 - 21	1 - 9	0 - 0	6 - 46	13.0

FLAMES	GP	G	A	P	+/-	PIM	PP	SH	EN
Johnny Gaudreau	2	0	3	3	-1	0	0	0	0
David Jones	2	1	1	2	1	0	0	0	0
Sean Monahan	2	1	1	2	-1	0	1	0	0
Matt Stajan	2	1	1	2	2	0	0	0	0
Joe Colborne	2	0	2	2	2	0	0	0	0
T.J. Brodie	2	1	0	1	-2	0	0	0	0
Kris Russell	2	1	0	1	-1	0	1	0	0
Mark Giordano	2	0	1	1	0	0	0	0	0
Dougie Hamilton	2	0	1	1	0	2	0	0	0
Mikael Backlund	2	0	0	0	-2	0	0	0	0
Sam Bennett	2	0	0	0	-2	0	0	0	0
Micheal Ferland	2	0	0	0	-2	4	0	0	0
Michael Frolik	2	0	0	0	-2	0	0	0	0
Jiri Hudler	2	0	0	0	0	0	0	0	0
Dennis Wideman	2	0	0	0	-1	2	0	0	0
Brandon Bollig	1	0	0	0	-1	0	0	0	0
Deryk Engelland	1	0	0	0	0	0	0	0	0
Markus Grantlund	1	0	0	0	0	0	0	0	0
Josh Jooris	1	0	0	0	-1	0	0	0	0
Mason Raymond	1	0	0	0	0	0	0	0	0
Ladislav Smid	1	0	0	0	0	0	0	0	0

DEVILS	GP	G	A	P	+/-	PIM	PP	SH	EN
Lee Stempniak	2	1	2	3	0	4	0	0	0
Adam Larsson	2	1	1	2	1	0	0	0	0
Reid Boucher	1	1	1	2	2	0	0	0	0
Michael Cammalleri	2	0	2	2	-1	0	0	0	0
Andy Greene	2	1	0	1	0	0	0	0	1
Jordin Tootoo	2	1	0	1	0	0	1	0	0
Bobby Farnham	1	1	0	1	1	0	0	0	0
Stephen Gionta	2	0	1	1	2	0	0	0	0
Adam Henrique	2	0	1	1	-1	2	0	0	0
Sergey Kalinin	2	0	1	1	1	2	0	0	0
Damon Severson	2	0	1	1	1	2	0	0	0
Tyler Kennedy	1	0	1	1	2	0	0	0	0
Brian O'Neill	1	0	1	1	1	0	0	0	0
John Moore	2	0	0	0	1	0	0	0	0
Kyle Palmieri	2	0	0	0	-1	0	0	0	0
David Schlemko	2	0	0	0	0	2	0	0	0
Travis Zajac	2	0	0	0	0	0	0	0	0
Joseph Blandisi	1	0	0	0	0	0	0	0	0
Eric Gelinas	1	0	0	0	1	0	0	0	0
Jacob Josefson	1	0	0	0	0	0	0	0	0
Jon Merrill	1	0	0	0	0	2	0	0	0
Tuomo Ruutu	1	0	0	0	0	2	0	0	0
Jiri Tlustý	1	0	0	0	0	0	0	0	0

GOALTENDERS	GP	MP	SO	GA	SA	SV	GAA	SV %
Karri Ramo (1-0-0)	1	60	0	2	20	18	2.00	.900
Jonas Hiller (0-1-0)	1	58	0	3	25	22	3.09	.880

GOALTENDERS	GP	MP	SO	GA	SA	SV	GAA	SV %
Cory Schneider (1-1-0)	2	119	0	5	58	53	2.52	.914

	POWER PLAY			PENALTY KILLING		
	PPG	ADV	%	PK	ADV	%
FLAMES	2	8	25.0	4	5	80.0
Devils	1	5	20.0	6	8	75.0



# FLAMES vs NEW YORK ISLANDERS

ALL-TIME: 44-26-10-1-1

SINCE CALGARY: 32-24-8-1-1

LAST WIN: March 7, 2014 Flames 4 vs. Islanders 3

DATE	TEAMS	ATTENDANCE	WINNING GOAL	GOALTENDERS
Oct. 26, 2015	FLAMES 0 AT Islanders 4	11,582	Mikhail Grabovski	Ortio vs. Halak
Feb. 25, 2016 *	Islanders 2 AT FLAMES 1	19,289	Josh Bailey	Ortio vs. Halak

\* Overtime

HEAD TO HEAD	GP	W	L	OTL	SOL	PTS	GF	GA	PPG	SHG	PIM
FLAMES	2	0	1	1	0	1	1	6	0	0	35
Islanders	2	2	0	0	0	4	6	1	1	0	25

GOALS AND SHOTS BY PERIODS	1st	2nd	3rd	OT	TOTAL	PCT
FLAMES	1 - 20	0 - 21	0 - 18	0 - 2	1 - 61	1.6
Islanders	0 - 26	1 - 20	4 - 20	1 - 3	6 - 69	8.7

FLAMES	GP	G	A	P	+/-	PIM	PP	SH	EN
Jiri Hudler	2	1	0	1	-1	0	0	0	0
Johnny Gaudreau	2	0	1	1	-1	0	0	0	0
Sean Monahan	2	0	1	1	-1	0	0	0	0
Mikael Backlund	2	0	0	0	-2	0	0	0	0
Sam Bennett	2	0	0	0	-1	0	0	0	0
Brandon Bollig	2	0	0	0	0	26	0	0	0
Joe Colborne	2	0	0	0	-1	2	0	0	0
Deryk Engelland	2	0	0	0	0	0	0	0	0
Michael Frolik	2	0	0	0	-1	0	0	0	0
Mark Giordano	2	0	0	0	0	0	0	0	0
Dougie Hamilton	2	0	0	0	-3	2	0	0	0
David Jones	2	0	0	0	0	0	0	0	0
Matt Stajan	2	0	0	0	0	0	0	0	0
Lance Bouma	1	0	0	0	0	5	0	0	0
T.J. Brodie	1	0	0	0	-1	0	0	0	0
Micheal Ferland	1	0	0	0	0	0	0	0	0
Derek Grant	1	0	0	0	-1	0	0	0	0
Josh Jooris	1	0	0	0	-2	0	0	0	0
Jakub Nakladal	1	0	0	0	0	0	0	0	0
Kris Russell	1	0	0	0	-3	0	0	0	0
Ladislav Smid	1	0	0	0	0	0	0	0	0
Dennis Wideman	1	0	0	0	0	0	0	0	0
Tyler Wotherspoon	1	0	0	0	0	0	0	0	0

ISLANDERS	GP	G	A	P	+/-	PIM	PP	SH	EN
Frans Nielsen	2	2	0	2	-1	0	0	0	0
Josh Bailey	2	1	1	2	1	0	0	0	0
Casey Cizikas	2	0	2	2	2	5	0	0	0
Nikolay Kulemin	2	0	2	2	2	0	0	0	0
Kyle Okposo	2	0	2	2	2	4	0	0	0
Cal Clutterbuck	2	1	0	1	1	0	0	0	0
Mikhail Grabovski	1	1	0	1	0	0	1	0	0
Thomas Hickey	1	1	0	1	0	0	0	0	0
Johnny Boychuk	2	0	1	1	0	0	0	0	0
Travis Hamonic	2	0	1	1	2	2	0	0	0
Matt Martin	2	0	1	1	2	14	0	0	0
John Tavares	2	0	1	1	1	0	0	0	0
Nick Leddy	2	0	0	0	0	0	0	0	0
Anders Lee	2	0	0	0	-1	0	0	0	0
Brock Nelson	2	0	0	0	-1	0	0	0	0
Brian Strait	2	0	0	0	2	0	0	0	0
Ryan Strome	2	0	0	0	0	0	0	0	0
Marek Zidlicky	2	0	0	0	2	0	0	0	0
Steve Bernier	1	0	0	0	0	0	0	0	0
Calvin de Haan	1	0	0	0	1	0	0	0	0

GOALTENDERS	GP	MP	SO	GA	SA	SV	GAA	SV%
Joni Ortio (0-1-1)	2	125	0	6	69	63	2.89	.913

GOALTENDERS	GP	MP	SO	GA	SA	SV	GAA	SV%
Jaroslav Halak (2-0-0)	2	125	1	1	61	60	0.48	.984

	POWER PLAY			PENALTY KILLING		
	PPG	ADV	%	PK	ADV	%
FLAMES	0	5	0.0	4	5	80.0
Islanders	1	5	20.0	5	5	100.0



# FLAMES vs NEW YORK RANGERS

ALL-TIME: 55-38-15-4-1

SINCE CALGARY: 30-23-9-4-1

LAST WIN: December 12, 2015 Flames 5 vs. Rangers 4

DATE	TEAMS	ATTENDANCE	WINNING GOAL	GOALTENDERS
Oct. 25, 2015	FLAMES 1 AT Rangers 4	18,006	Dan Girardi	Hiller, Ortio vs. Raanta
Dec. 12, 2015 *	Rangers 4 AT FLAMES 5	19,289	T.J. Brodie	Hiller vs. Raanta

\* Overtime

HEAD TO HEAD	GP	W	L	OTL	SOL	PTS	GF	GA	PPG	SHG	PIM
FLAMES	2	1	1	0	0	2	6	8	0	0	16
Rangers	2	1	0	1	0	3	8	6	1	0	12

GOALS AND SHOTS BY PERIODS	1st	2nd	3rd	OT	TOTAL	PCT
FLAMES	1 - 17	2 - 20	2 - 11	1 - 2	6 - 50	12.0
Rangers	1 - 17	2 - 10	5 - 28	0 - 0	8 - 55	14.5

FLAMES	GP	G	A	P	+/-	PIM	PP	SH	EN
Johnny Gaudreau	2	2	2	4	0	0	0	0	0
Sean Monahan	2	0	2	2	0	4	0	0	0
Kris Russell	2	0	2	2	1	0	0	0	0
Joe Colborne	2	1	0	1	-1	0	0	0	0
Jiri Hudler	2	1	0	1	-2	0	0	0	0
T.J. Brodie	1	1	0	1	0	0	0	0	0
Mason Raymond	1	1	0	1	0	0	0	0	0
Michael Frolik	2	0	1	1	0	0	0	0	0
David Jones	2	0	1	1	1	2	0	0	0
Matt Stajan	2	0	1	1	1	2	0	0	0
Mikael Backlund	2	0	0	0	1	0	0	0	0
Sam Bennett	2	0	0	0	-3	0	0	0	0
Mark Giordano	2	0	0	0	-1	4	0	0	0
Dougie Hamilton	2	0	0	0	0	0	0	0	0
Ladislav Smid	2	0	0	0	-1	0	0	0	0
Dennis Wideman	2	0	0	0	0	0	0	0	0
Brandon Bollig	1	0	0	0	0	0	0	0	0
Deryk Engelland	1	0	0	0	-1	0	0	0	0
Micheal Ferland	1	0	0	0	1	2	0	0	0
Markus Granlund	1	0	0	0	-2	2	0	0	0
Derek Grant	1	0	0	0	-1	0	0	0	0
Josh Jooris	1	0	0	0	-1	0	0	0	0

RANGERS	GP	G	A	P	+/-	PIM	PP	SH	EN
Dan Boyle	2	1	1	2	0	0	0	0	0
Derick Brassard	2	1	1	2	1	0	0	0	0
J.T. Miller	2	1	1	2	3	0	0	0	0
Kevin Hayes	2	0	2	2	0	0	0	0	0
Dan Girardi	2	1	0	1	-1	0	0	0	0
Oscar Lindberg	2	1	0	1	1	2	0	0	0
Mats Zuccarello	2	1	0	1	0	4	1	0	0
Tanner Glass	1	1	0	1	-2	0	0	0	0
Kevin Klein	1	1	0	1	2	0	0	0	0
Emerson Etem	2	0	1	1	0	0	0	0	0
Jesper Fast	2	0	1	1	1	0	0	0	0
Chris Kreider	2	0	1	1	1	4	0	0	0
Ryan McDonagh	2	0	1	1	1	0	0	0	0
Dominic Moore	2	0	1	1	0	0	0	0	0
Marc Staal	2	0	1	1	1	0	0	0	0
Viktor Stalberg	1	0	1	1	-1	0	0	0	0
Jarret Stoll	1	0	1	1	0	0	0	0	0
Rick Nash	2	0	0	0	0	0	0	0	0
Keith Yandle	2	0	0	0	0	2	0	0	0
Dylan McIlrath	1	0	0	0	0	0	0	0	0
Derek Stepan	1	0	0	0	0	0	0	0	0

GOALTENDERS	GP	MP	SO	GA	SA	SV	GAA	SV%
Jonas Hiller (1-1-0)	2	114	0	8	50	42	4.20	.840
Joni Ortio (0-0-0)	1	8	0	0	5	5	0.00	1.000

GOALTENDERS	GP	MP	SO	GA	SA	SV	GAA	SV%
Antti Raanta (1-0-1)	2	122	0	6	50	44	2.96	.880

	POWER PLAY			PENALTY KILLING		
	PPG	ADV	%	PK	ADV	%
FLAMES	0	5	0.0	6	7	85.7
Rangers	1	7	14.3	5	5	100.0





# FLAMES vs OTTAWA SENATORS

ALL-TIME: 17-13-4-1-2

SINCE CALGARY: 17-13-4-1-2

LAST WIN: November 15, 2014 Flames 4 vs. Senators 2

DATE	TEAMS	ATTENDANCE	WINNING GOAL	GOALTENDERS
Oct. 28, 2015 **	FLAMES 4 AT Senators 5	16,923	Mika Zibanejad	Hiller, Ortio vs. Anderson
Feb. 27, 2016	Senators 6 AT FLAMES 4	19,289	Mika Zibanejad	Ortio vs. Anderson

\*\* Shootout

HEAD TO HEAD	GP	W	L	OTL	SOL	PTS	GF	GA	PPG	SHG	PIM
FLAMES	2	0	1	0	1	1	8	11	2	0	14
Senators	2	2	0	0	0	4	11	8	1	0	14

GOALS AND SHOTS BY PERIODS	1st	2nd	3rd	OT	TOTAL	PCT
FLAMES	2 - 22	3 - 23	3 - 29	0 - 2	8 - 76	10.5
Senators	1 - 8	3 - 19	6 - 21	0 - 1	10 - 49	20.4

FLAMES	GP	G	A	P	+/-	PIM	PP	SH	EN
Johnny Gaudreau	2	2	2	4	2	0	0	0	0
Sam Bennett	2	1	2	3	-2	0	1	0	0
Sean Monahan	2	1	2	3	3	2	0	0	0
T.J. Brodie	2	0	3	3	0	0	0	0	0
Joe Colborne	2	2	0	2	0	0	1	0	0
Jiri Hudler	1	0	2	2	1	0	0	0	0
Dougie Hamilton	2	1	0	1	-1	0	0	0	0
Kris Russell	1	1	0	1	-1	0	0	0	0
Mikael Backlund	2	0	1	1	-2	2	0	0	0
Deryk Engelland	2	0	1	1	1	0	0	0	0
Michael Frolik	2	0	1	1	-1	2	0	0	0
Dennis Wideman	1	0	1	1	-1	2	0	0	0
Brandon Bollig	2	0	0	0	-1	2	0	0	0
Mark Giordano	2	0	0	0	-2	2	0	0	0
David Jones	2	0	0	0	1	0	0	0	0
Josh Jooris	2	0	0	0	-4	2	0	0	0
Matt Stajan	2	0	0	0	-3	0	0	0	0
Lance Bouma	1	0	0	0	-1	0	0	0	0
Micheal Ferland	1	0	0	0	-3	0	0	0	0
Jakub Nakladal	1	0	0	0	-2	0	0	0	0
Mason Raymond	1	0	0	0	0	0	0	0	0
Tyler Wotherspoon	1	0	0	0	0	0	0	0	0

SENATORS	GP	G	A	P	+/-	PIM	PP	SH	EN
Mark Stone	2	0	4	4	3	0	0	0	0
Mika Zibanejad	2	3	0	3	1	0	0	0	0
Erik Karlsson	2	0	3	3	3	2	0	0	0
Jean-Gabriel Pageau	2	2	0	2	1	0	0	0	1
Zack Smith	2	2	0	2	2	0	1	0	0
Kyle Turris	2	1	1	2	-1	2	0	0	0
Alex Chiasson	2	0	2	2	1	0	0	0	0
Mike Hoffman	1	0	2	2	-1	0	0	0	0
Bobby Ryan	2	1	0	1	0	2	0	0	0
Nick Paul	1	1	0	1	0	0	0	0	0
Cody Ceci	2	0	1	1	-1	0	0	0	0
Marc Methot	2	0	1	1	3	6	0	0	0
Curtis Lazar	1	0	1	1	0	0	0	0	0
Milan Michalek	1	0	1	1	1	0	0	0	0
Mark Borowiecki	2	0	0	0	0	0	0	0	0
Chris Neil	2	0	0	0	2	2	0	0	0
Jared Cowen	1	0	0	0	-1	0	0	0	0
Ryan Dzingel	1	0	0	0	1	0	0	0	0
Max McCormick	1	0	0	0	1	0	0	0	0
Dion Phaneuf	1	0	0	0	0	0	0	0	0
Shane Prince	1	0	0	0	0	0	0	0	0
Matt Puempel	1	0	0	0	-2	0	0	0	0
Chris Wideman	1	0	0	0	3	0	0	0	0
Patrick Wiercioch	1	0	0	0	-1	0	0	0	0

GOALTENDERS	GP	MP	SO	GA	SA	SV	GAA	SV %
Joni Ortio (0-1-1)	2	71	0	5	30	25	4.24	.833
Jonas Hiller (0-0-0)	1	52	0	4	18	14	4.59	.778

GOALTENDERS	GP	MP	SO	GA	SA	SV	GAA	SV %
Craig Anderson (2-0-0)	2	124	0	8	76	68	3.86	.895

	POWER PLAY			PENALTY KILLING		
	PPG	ADV	%	PK	ADV	%
FLAMES	2	7	28.6	6	7	85.7
Senators	1	7	14.3	5	7	71.4



# FLAMES vs PHILADELPHIA FLYERS

**ALL-TIME:** 45-56-12-0-2

**SINCE CALGARY:** 30-32-4-0-2

**LAST WIN:** November 5, 2015 Flames 2 vs. Flyers 1

DATE	TEAMS	ATTENDANCE	WINNING GOAL	GOALTENDERS
Nov. 5, 2015 *	Flyers 1 AT FLAMES 2	19,289	Mikael Backlund	Ramo vs. Neuvirth
Feb. 29, 2016	FLAMES 3 AT Flyers 5	19,065	Brayden Schenn	Hiller vs. Neuvirth

\* Overtime

HEAD TO HEAD	GP	W	L	OTL	SOL	PTS	GF	GA	PPG	SHG	PIM
FLAMES	2	1	1	0	0	2	5	6	1	0	12
Flyers	2	1	0	1	1	3	6	5	2	0	12

GOALS AND SHOTS BY PERIODS	1st	2nd	3rd	OT	TOTAL	PCT
FLAMES	2 - 14	0 - 23	2 - 23	1 - 2	5 - 62	8.1
Flyers	1 - 17	4 - 22	1 - 15	0 - 2	6 - 56	10.7

FLAMES	GP	G	A	P	+/-	PIM	PP	SH	EN
Mikael Backlund	2	1	1	2	-1	0	0	0	0
Michael Frolik	2	1	1	2	0	0	0	0	0
Johnny Gaudreau	2	0	2	2	0	0	0	0	0
Josh Jooris	2	1	0	1	2	0	0	0	0
Sean Monahan	2	1	0	1	0	0	1	0	0
Micheal Ferland	1	1	0	1	1	0	0	0	0
Sam Bennett	2	0	1	1	2	0	0	0	0
T.J. Brodie	2	0	1	1	0	0	0	0	0
Joe Colborne	2	0	1	1	-1	0	0	0	0
Mark Giordano	2	0	1	1	-1	0	0	0	0
Dougie Hamilton	2	0	1	1	0	2	0	0	0
Brandon Bollig	2	0	0	0	-1	0	0	0	0
Deryk Engelland	2	0	0	0	0	2	0	0	0
Matt Stajan	2	0	0	0	-1	0	0	0	0
Lance Bouma	1	0	0	0	-1	2	0	0	0
Derek Grant	1	0	0	0	0	0	0	0	0
Garnet Hathaway	1	0	0	0	1	0	0	0	0
Jiri Hudler	1	0	0	0	-1	2	0	0	0
David Jones	1	0	0	0	0	0	0	0	0
Jakub Nakladal	1	0	0	0	0	0	0	0	0
Kris Russell	1	0	0	0	0	0	0	0	0
Dennis Wideman	1	0	0	0	0	0	0	0	0
Tyler Wotherspoon	1	0	0	0	0	0	0	0	0

FLYERS	GP	G	A	P	+/-	PIM	PP	SH	EN
Claude Giroux	2	0	5	3	0	0	0	0	0
Brayden Schenn	2	3	0	3	1	0	1	0	0
Wayne Simmonds	2	2	0	2	1	2	1	0	1
Michael Raffl	2	1	1	2	0	2	0	0	0
Radko Gudas	2	0	1	1	0	0	0	0	0
Nick Schultz	2	0	1	1	2	0	0	0	0
Mark Streit	2	0	1	1	1	0	0	0	0
Shayne Gostisbehere	1	0	1	1	0	0	0	0	0
Andrew MacDonald	1	0	1	1	0	0	0	0	0
Sean Couturier	2	0	0	0	-2	2	0	0	0
Scott Laughton	2	0	0	0	0	2	0	0	0
Matt Read	2	0	0	0	0	0	0	0	0
Chris VandeVelde	2	0	0	0	0	0	0	0	0
Ryan White	2	0	0	0	0	0	0	0	0
Pierre-Edouard Bellemare	1	0	0	0	0	2	0	0	0
Nick Cousins	1	0	0	0	0	0	0	0	0
Michael Del Zotto	1	0	0	0	-2	0	0	0	0
Sam Gagner	1	0	0	0	-1	0	0	0	0
Vincent Lecavalier	1	0	0	0	-1	0	0	0	0
Brandon Manning	1	0	0	0	-1	0	0	0	0
Evgeny Medvedev	1	0	0	0	0	2	0	0	0
Luke Schenn	1	0	0	0	1	0	0	0	0
R.J. Umberger	1	0	0	0	-1	0	0	0	0
Jakub Voracek	1	0	0	0	1	0	0	0	0

GOALTENDERS	GP	MP	SO	GA	SA	SV	GAA	SV%
Karri Ramo (1-0-0)	1	61	0	1	27	26	0.99	.963
Jonas Hiller (0-1-0)	1	59	0	4	28	24	4.03	.857

GOALTENDERS	GP	MP	SO	GA	SA	SV	GAA	SV%
Michal Neuvirth (1-0-1)	2	121	0	5	62	57	2.49	.919

	POWER PLAY			PENALTY KILLING		
	PPG	ADV	%	PK	ADV	%
FLAMES	1	6	16.7	3	5	60.0
Flyers	2	5	40.0	5	6	83.3



# FLAMES vs PITTSBURGH PENGUINS

ALL-TIME: 40-43-18-0-1

SINCE CALGARY: 26-30-10-0-1

LAST WIN: March 5, 2016 Flames 4 vs. Penguins 2

DATE	TEAMS	ATTENDANCE	WINNING GOAL	GOALTENDERS
Nov. 7, 2015	Penguins 2 AT FLAMES 5	19,289	Sam Bennett	Ramo vs. Fleury
Mar. 5, 2016	FLAMES 4 AT Penguins 2	18,663	Mikael Backlund	Ortio vs. Fleury

HEAD TO HEAD	GP	W	L	OTL	SOL	PTS	GF	GA	PPG	SHG	PIM
FLAMES	2	2	0	0	0	4	9	4	1	0	8
Penguins	2	0	2	0	0	0	4	9	1	0	12

GOALS AND SHOTS BY PERIODS	1st	2nd	3rd	OT	TOTAL	PCT
FLAMES	4 - 24	3 - 25	2 - 12	0 - 0	9 - 61	14.8
Penguins	2 - 14	2 - 18	0 - 24	0 - 0	4 - 56	7.1

FLAMES	GP	G	A	P	+/-	PIM	PP	SH	EN
Mikael Backlund	2	1	4	5	4	0	0	0	0
Joe Colborne	2	2	1	3	1	0	0	0	0
Johnny Gaudreau	2	2	1	3	1	0	1	0	1
Sam Bennett	2	1	2	3	4	2	0	0	0
Sean Monahan	2	1	1	2	1	0	0	0	0
Dougie Hamilton	2	0	2	2	2	0	0	0	0
Mark Giordano	2	1	0	1	0	2	0	0	0
Lance Bouma	1	1	0	1	1	0	0	0	0
Deryk Engelland	2	0	1	1	2	0	0	0	0
Michael Frolik	2	0	1	1	0	0	0	0	0
Josh Jooris	2	0	1	1	1	0	0	0	0
Jyrki Jokipakka	1	0	1	1	1	2	0	0	0
T.J. Brodie	2	0	0	0	-1	0	0	0	0
Matt Stajan	2	0	0	0	-1	0	0	0	0
Brandon Bollig	1	0	0	0	1	0	0	0	0
Micheal Ferland	1	0	0	0	1	0	0	0	0
Derek Grant	1	0	0	0	0	0	0	0	0
Garnet Hathaway	1	0	0	0	0	0	0	0	0
Jiri Hudler	1	0	0	0	2	0	0	0	0
David Jones	1	0	0	0	-1	0	0	0	0
Jakub Nakladal	1	0	0	0	1	0	0	0	0
Mason Raymond	1	0	0	0	0	0	0	0	0
Kris Russell	1	0	0	0	3	0	0	0	0
Dennis Wideman	1	0	0	0	2	0	0	0	0

PENGUINS	GP	G	A	P	+/-	PIM	PP	SH	EN
Sidney Crosby	2	2	0	2	-2	2	0	0	0
Patric Hornqvist	2	0	2	2	0	0	0	0	0
Nick Bonino	2	1	0	1	-2	0	1	0	0
Phil Kessel	2	1	0	1	-2	2	0	0	0
Ian Cole	2	0	1	1	-5	0	0	0	0
Brian Dumoulin	2	0	1	1	-2	0	0	0	0
Evgeni Malkin	2	0	1	1	-2	0	0	0	0
Carl Hagelin	1	0	1	1	0	0	0	0	0
David Perron	1	0	1	1	0	2	0	0	0
Matt Cullen	2	0	0	0	0	0	0	0	0
Chris Kunitz	2	0	0	0	-1	0	0	0	0
Kris Letang	2	0	0	0	-4	0	0	0	0
Olli Maatta	2	0	0	0	1	0	0	0	0
Josh Archibald	1	0	0	0	0	0	0	0	0
Beau Bennett	1	0	0	0	-1	0	0	0	0
Trevor Daley	1	0	0	0	-2	0	0	0	0
Eric Fehr	1	0	0	0	-2	0	0	0	0
Tom Kuhnhackl	1	0	0	0	-1	4	0	0	0
Ben Lovejoy	1	0	0	0	0	2	0	0	0
Sergei Plotnikov	1	0	0	0	0	0	0	0	0
Derrick Pouliot	1	0	0	0	1	0	0	0	0
Bryan Rust	1	0	0	0	-2	0	0	0	0
Rob Scuderi	1	0	0	0	1	0	0	0	0
Daniel Sprong	1	0	0	0	0	0	0	0	0
Scott Wilson	1	0	0	0	-1	0	0	0	0

GOALTENDERS	GP	MP	SO	GA	SA	SV	GAA	SV%
Joni Ortio (1-0-0)	1	60	0	2	31	29	2.00	.935
Karri Ramo (1-0-0)	1	60	0	2	25	23	2.00	.920

GOALTENDERS	GP	MP	SO	GA	SA	SV	GAA	SV%
Marc-Andre Fleury (0-2-0)	2	116	0	8	60	52	4.13	.867

	PPG	ADV	%	PK	ADV	%
FLAMES	1	6	16.7	3	4	75.0
Penguins	1	4	25.0	5	6	83.3



# FLAMES vs SAN JOSE SHARKS

ALL-TIME: 58-41-8-2-3

SINCE CALGARY: 58-41-8-2-3

LAST WIN: February 11, 2016 Flames 6 vs. Sharks 5

DATE	TEAMS	ATTENDANCE	WINNING GOAL	GOALTENDERS
Nov. 28, 2015	FLAMES 2 AT Sharks 5	17,283	Joel Ward	Hiller vs. Jones
Dec. 8, 2015	Sharks 2 AT FLAMES 4	19,289	Michael Froik	Ramo vs. Stalock, Jones
Jan. 11, 2016	Sharks 5 AT FLAMES 4	19,227	Joel Ward	Ramo vs. Jones
Feb. 11, 2016 **	FLAMES 6 AT Sharks 5	16,854	Jiri Hudler	Ramo, Hiller vs. Stalock
Mar. 7, 2016 *	Sharks 2 AT FLAMES 1	18,740	Joe Pavelski	Ortio vs. Jones

\* Overtime, \*\* Shootout

HEAD TO HEAD	GP	W	L	OTL	SOL	PTS	GF	GA	PPG	SHG	PIM
FLAMES	5	2	2	1	0	5	17	19	7	0	59
Sharks	5	3	1	0	1	7	19	17	7	0	69

GOALS AND SHOTS BY PERIODS	1st	2nd	3rd	OT	TOTAL	PCT
FLAMES	7 - 52	4 - 53	5 - 58	0 - 2	16 - 165	10.0
Sharks	8 - 52	5 - 42	5 - 47	1 - 4	19 - 145	13.1

FLAMES	GP	G	A	P	+/-	PIM	PP	SH	EN
Mark Giordano	5	1	5	6	1	6	1	0	0
Mikael Backlund	5	2	3	5	1	4	0	0	0
Sam Bennett	5	2	2	4	0	9	1	0	0
Micheal Ferland	5	2	2	4	0	2	1	0	0
T.J. Brodie	5	0	4	4	-1	2	0	0	0
Johnny Gaudreau	5	0	4	4	0	0	0	0	0
Sean Monahan	5	3	0	3	1	0	0	0	0
Dennis Wideman	3	1	2	3	1	2	1	0	0
Dougie Hamilton	5	0	3	3	-3	2	0	0	0
Markus Granlund	4	2	0	2	-1	0	0	0	0
Jiri Hudler	3	0	2	2	2	0	0	0	0
Joe Colborne	5	1	0	1	-3	5	1	0	0
Michael Frolik	4	1	0	1	1	2	0	0	0
Kris Russell	3	1	0	1	-3	0	1	0	0
David Jones	4	0	1	1	-1	0	0	0	0
Deryk Engelland	5	0	0	0	-1	2	0	0	0
Matt Stajan	5	0	0	0	-3	0	0	0	0
Lance Bouma	3	0	0	0	-3	0	0	0	0
Josh Jooris	3	0	0	0	-1	0	0	0	0
Brandon Bollig	2	0	0	0	-1	0	0	0	0
Ladislav Smid	2	0	0	0	0	4	0	0	0
Garnet Hathaway	1	0	0	0	0	17	0	0	0
Jyrki Jokipakka	1	0	0	0	0	0	0	0	0
Mason Raymond	1	0	0	0	1	2	0	0	0
Tyler Wotherspoon	1	0	0	0	0	0	0	0	0

SHARKS	GP	G	A	P	+/-	PIM	PP	SH	EN
Brent Burns	5	2	5	7	2	13	1	0	0
Joe Thornton	5	2	4	6	1	4	1	0	0
Logan Couture	4	2	4	6	3	6	1	0	0
Patrick Marleau	5	2	3	5	2	2	2	0	0
Joonas Donskoi	5	2	2	4	4	2	0	0	0
Joe Pavelski	5	1	3	4	1	2	0	0	0
Joel Ward	5	2	1	3	0	2	1	0	0
Tommy Wingels	4	2	1	3	1	0	0	0	0
Marc-Edouard Vlasic	4	1	2	3	0	7	0	0	0
Tomas Hertl	5	1	1	2	-1	0	0	0	0
Chris Tierney	5	1	1	2	0	0	0	0	0
Brenden Dillon	4	0	2	2	4	8	0	0	0
Dylan DeMelo	2	1	0	1	2	0	1	0	0
Matt Nieto	5	0	1	1	-1	0	0	0	0
Dainius Zubrus	4	0	1	1	-1	6	0	0	0
Melker Karlsson	5	0	0	0	-2	2	0	0	0
Paul Martin	5	0	0	0	0	2	0	0	0
Justin Braun	4	0	0	0	-2	2	0	0	0
Matt Tennyson	3	0	0	0	0	0	0	0	0
Mike Brown	2	0	0	0	0	4	0	0	0
Mirco Mueller	2	0	0	0	-1	7	0	0	0
Roman Polak	1	0	0	0	0	0	0	0	0
Nick Spaling	1	0	0	0	1	0	0	0	0

GOALTENDERS	GP	MP	SO	GA	SA	SV	GAA	SV%
Jonas Hiller (1-1-0)	2	68	0	5	37	32	4.41	.865
Karri Ramo (1-1-0)	3	174	0	12	85	73	4.13	.859
Joni Ortio (0-0-1)	1	60	0	2	23	21	2.00	.913

GOALTENDERS	GP	MP	SO	GA	SA	SV	GAA	SV%
Martin Jones (3-1-0)	4	203	0	10	124	114	2.95	.919
Alex Stalock (0-0-1)	2	102	0	6	41	35	3.54	.854

	POWER PLAY			PENALTY KILLING		
	PPG	ADV	%	PK	ADV	%
FLAMES	7	26	26.9	9	16	56.2
Sharks	7	16	43.8	19	26	73.1



# FLAMES vs ST. LOUIS BLUES

ALL-TIME: 75-73-14-2-2

SINCE CALGARY: 56-58-8-2-2

LAST WIN: March 14, 2016 Flames 7 vs. Blues 4

DATE	TEAMS	ATTENDANCE	WINNING GOAL	GOALTENDERS
Oct. 13, 2015	Blues 4 AT FLAMES 3	18,632	Colton Parayko	Hiller vs. Elliott
Dec. 19, 2015	FLAMES 2 AT Blues 3	18,163	Jori Lehtera	Ramo vs. Elliott
Mar. 14, 2016	Blues 4 AT FLAMES 7	19,107	Sean Monahan	Ortio vs. Allen, Nilsson

HEAD TO HEAD	GP	W	L	OTL	SOL	PTS	GF	GA	PPG	SHG	PIM
FLAMES	3	1	2	0	0	2	12	11	2	2	15
Blues	3	2	1	0	0	4	11	12	2	0	27

GOALS AND SHOTS BY PERIODS	1st	2nd	3rd	OT	TOTAL	PCT
FLAMES	4 - 24	3 - 32	5 - 32	0 - 0	12 - 88	13.6
Blues	5 - 29	4 - 24	2 - 32	0 - 0	11 - 85	12.9

FLAMES	GP	G	A	P	+/-	PIM	PP	SH	EN
Michael Frolik	2	3	2	5	3	0	0	2	1
Sean Monahan	3	3	1	4	0	0	0	0	0
Mark Giordano	3	2	2	4	3	2	1	0	0
Johnny Gaudreau	3	0	4	4	2	0	0	0	0
Dougie Hamilton	3	0	3	3	0	0	0	0	0
David Jones	2	1	1	2	-1	0	0	0	0
Mikael Backlund	3	0	2	2	0	0	0	0	0
Dennis Wideman	3	0	2	2	-2	0	0	0	0
Joe Colborne	2	1	0	1	1	0	0	0	0
Jiri Hudler	2	1	0	1	-1	0	1	0	0
Mason Raymond	2	1	0	1	1	0	0	0	0
Lance Bouma	2	0	1	1	0	0	0	0	0
Josh Jooris	2	0	1	1	2	0	0	0	0
Jyrki Jokipakka	1	0	1	1	0	0	0	0	0
Deryk Engelland	3	0	0	0	5	7	0	0	0
Micheal Ferland	3	0	0	0	-2	0	0	0	0
Matt Stajan	3	0	0	0	-2	2	0	0	0
Sam Bennett	2	0	0	0	1	0	0	0	0
Brandon Bollig	2	0	0	0	-2	0	0	0	0
Kris Russell	2	0	0	0	-2	0	0	0	0
Kenny Agostino	1	0	0	0	-1	0	0	0	0
T.J. Brodie	1	0	0	0	-2	0	0	0	0
Markus Granlund	1	0	0	0	0	0	0	0	0
Garnet Hathaway	1	0	0	0	-1	2	0	0	0
Brett Kulak	1	0	0	0	1	0	0	0	0
Jakub Nakladal	1	0	0	0	-1	0	0	0	0

BLUES	GP	G	A	P	+/-	PIM	PP	SH	EN
Colton Parayko	3	3	1	4	3	2	1	0	0
Troy Brouwer	3	1	3	4	1	0	0	0	0
Vladimir Tarasenko	3	1	3	4	-2	0	0	0	0
Paul Stastny	3	2	1	3	2	2	0	0	0
Jori Lehtera	3	1	2	3	-3	0	0	0	0
Alexander Steen	2	0	3	3	2	2	0	0	0
Scottie Upshall	3	2	0	2	1	0	0	0	0
Kevin Shattenkirk	3	1	0	1	-4	2	1	0	0
David Backes	3	0	1	1	-2	6	0	0	0
Carl Gunnarsson	3	0	1	1	2	0	0	0	0
Alex Pietrangelo	3	0	1	1	-1	0	0	0	0
Ryan Reaves	3	0	1	1	1	5	0	0	0
Robby Fabbri	2	0	1	1	0	4	0	0	0
Magnus Paajarvi	2	0	1	1	1	0	0	0	0
Jaden Schwartz	2	0	1	1	-4	0	0	0	0
Jay Bouwmeester	3	0	0	0	0	2	0	0	0
Kyle Brodziak	2	0	0	0	1	0	0	0	0
Joel Edmundson	2	0	0	0	0	0	0	0	0
Dmitrij Jaskin	2	0	0	0	-1	2	0	0	0
Patrik Berglund	1	0	0	0	-2	0	0	0	0
Scott Gomez	1	0	0	0	0	0	0	0	0
Petteri Lindbohm	1	0	0	0	-1	0	0	0	0
Steve Ott	1	0	0	0	0	0	0	0	0

GOALTENDERS	GP	MP	SO	GA	SA	SV	GAA	SV%
Joni Ortio (1-0-0)	1	60	0	4	35	31	4.02	.886
Karri Ramo (0-1-0)	1	59	0	3	22	19	3.06	.864
Jonas Hiller (0-1-0)	1	58	0	4	28	24	4.13	.857

GOALTENDERS	GP	MP	SO	GA	SA	SV	GAA	SV%
Brian Elliott (2-0-0)	2	120	0	5	56	51	2.50	.911
Anders Nilsson (0-1-0)	1	27	0	2	14	12	4.40	.857
Jake Allen (0-0-0)	1	31	0	4	17	13	7.73	.765

	POWER PLAY			PENALTY KILLING		
	PPG	ADV	%	PK	ADV	%
FLAMES	2	11	18.2	3	5	60.0
Blues	2	5	40.0	9	11	81.8



# FLAMES vs TAMPA BAY LIGHTNING

ALL-TIME: 14-13-1-4-0

SINCE CALGARY: 14-13-1-4-0

LAST WIN: January 5, 2016 Flames 3 vs. Lightning 1

DATE	TEAMS	ATTENDANCE	WINNING GOAL	GOALTENDERS
Nov. 12, 2015	FLAMES 1 AT Lightning 3	19,092	Steven Stamkos	Ramo vs. Bishop
Jan. 5, 2016	Lightning 1 AT FLAMES 3	18,966	David Jones	Ramo vs. Bishop

HEAD TO HEAD	GP	W	L	OTL	SOL	PTS	GF	GA	PPG	SHG	PIM
FLAMES	2	1	1	0	0	2	4	4	1	0	4
Lightning	2	1	1	0	0	2	4	4	1	0	10

GOALS AND SHOTS BY PERIODS	1st	2nd	3rd	OT	TOTAL	PCT
FLAMES	1 - 21	2 - 22	1 - 12	0 - 0	4 - 55	7.3
Lightning	0 - 19	1 - 21	3 - 20	0 - 0	4 - 60	6.7

FLAMES	GP	G	A	P	+/-	PIM	PP	SH	EN
Mark Giordano	2	0	2	2	1	2	0	0	0
Dennis Wideman	2	0	2	2	-1	0	0	0	0
Sam Bennett	2	1	0	1	-1	0	1	0	0
David Jones	2	1	0	1	-1	0	0	0	0
Matt Stajan	2	1	0	1	1	0	0	0	0
Lance Bouma	1	1	0	1	2	0	0	0	1
Mikael Backlund	2	0	1	1	-1	0	0	0	0
T.J. Brodie	2	0	1	1	1	2	0	0	0
Kris Russell	2	0	1	1	0	0	0	0	0
Joe Colborne	2	0	0	0	0	0	0	0	0
Micheal Ferland	2	0	0	0	0	0	0	0	0
Johnny Gaudreau	2	0	0	0	0	0	0	0	0
Dougie Hamilton	2	0	0	0	0	0	0	0	0
Josh Jooris	2	0	0	0	1	0	0	0	0
Sean Monahan	2	0	0	0	0	0	0	0	0
Ladislav Smid	2	0	0	0	-1	0	0	0	0
Michael Frolik	1	0	0	0	-1	0	0	0	0
Markus Granlund	1	0	0	0	0	0	0	0	0
Derek Grant	1	0	0	0	0	0	0	0	0
Jiri Hudler	1	0	0	0	0	0	0	0	0
Mason Raymond	1	0	0	0	0	0	0	0	0

LIGHTNING	GP	G	A	P	+/-	PIM	PP	SH	EN
Steven Stamkos	2	2	0	2	1	0	1	0	0
Tyler Johnson	2	1	1	2	0	0	0	0	0
Brian Boyle	2	1	0	1	2	0	0	0	0
Braydon Coburn	2	0	1	1	1	0	0	0	0
Valtteri Filppula	2	0	1	1	2	2	0	0	0
Alex Killorn	2	0	1	1	0	0	0	0	0
Nikita Kucherov	2	0	1	1	0	0	0	0	0
Anton Stralman	2	0	1	1	-1	0	0	0	0
J.T. Brown	2	0	0	0	-2	0	0	0	0
Ryan Callahan	2	0	0	0	-2	0	0	0	0
Jason Garrison	2	0	0	0	0	0	0	0	0
Victor Hedman	2	0	0	0	-1	0	0	0	0
Vladislav Namestnikov	2	0	0	0	1	2	0	0	0
Cedric Paquette	2	0	0	0	-2	2	0	0	0
Andrej Sustr	2	0	0	0	0	0	0	0	0
Matthew Carle	1	0	0	0	1	2	0	0	0
Erik Condra	1	0	0	0	1	2	0	0	0
Jonathan Drouin	1	0	0	0	0	0	0	0	0
Jonathan Marchessault	1	0	0	0	0	0	0	0	0
Nikita Nesterov	1	0	0	0	0	0	0	0	0
Ondrej Palat	1	0	0	0	-1	0	0	0	0

GOALTENDERS	GP	MP	SO	GA	SA	SV	GAA	SV%
Karri Ramo (1-1-0)	2	119	0	4	60	56	2.01	.933

GOALTENDERS	GP	MP	SO	GA	SA	SV	GAA	SV%
Ben Bishop (1-1-0)	2	118	0	3	54	51	1.52	.944

	POWER PLAY			PENALTY KILLING		
	PPG	ADV	%	PK	ADV	%
FLAMES	1	5	20.0	1	2	50.0
Lightning	1	2	50.0	4	5	80.0



# FLAMES vs TORONTO MAPLE LEAFS

ALL-TIME: 61-56-12-1-0

SINCE CALGARY: 45-38-9-1-0

LAST WIN: February 9, 2016 Flames 4 vs. Maple Leafs 3

DATE	TEAMS	ATTENDANCE	WINNING GOAL	GOALTENDERS
Feb. 9, 2016	Maple Leafs 3 AT FLAMES 4	19,289	Dougie Hamilton	Hiller vs. Reimer
Mar. 21, 2016	FLAMES 2 AT Maple Leafs 5	19,069	William Nylander	Hiller vs. Bernier

HEAD TO HEAD	GP	W	L	OTL	SOL	PTS	GF	GA	PPG	SHG	PIM
FLAMES	2	1	1	0	0	2	6	8	1	2	20
Maple Leafs	2	1	1	0	0	2	8	6	1	0	12

GOALS AND SHOTS BY PERIODS	1st	2nd	3rd	OT	TOTAL	PCT
FLAMES	2 - 12	4 - 25	0 - 10	0 - 0	6 - 47	12.8
Maple Leafs	2 - 17	2 - 21	4 - 24	0 - 0	8 - 62	12.9

FLAMES	GP	G	A	P	+/-	PIM	PP	SH	EN
Dougie Hamilton	2	1	2	3	1	0	0	0	0
Joe Colborne	2	1	1	2	-2	0	0	0	0
Markus Granlund	1	1	1	2	1	0	0	1	0
Mikael Backlund	2	1	0	1	-2	0	1	0	0
Micheal Ferland	2	1	0	1	-1	0	0	0	0
Matt Stajan	2	1	0	1	1	2	0	1	0
Sam Bennett	2	0	1	1	-2	2	0	0	0
T.J. Brodie	2	0	1	1	0	0	0	0	0
Michael Frolik	2	0	1	1	0	2	0	0	0
Mark Giordano	2	0	1	1	1	0	0	0	0
Garnet Hathaway	1	0	1	1	1	0	0	0	0
Brandon Bollig	2	0	0	0	0	4	0	0	0
Josh Jooris	2	0	0	0	0	6	0	0	0
Jakub Nakladal	2	0	0	0	-3	0	0	0	0
Lance Bouma	1	0	0	0	-1	0	0	0	0
Deryk Engelland	1	0	0	0	-2	0	0	0	0
Johnny Gaudreau	1	0	0	0	-2	2	0	0	0
Jiri Hudler	1	0	0	0	0	0	0	0	0
Jyrki Jokipakka	1	0	0	0	0	2	0	0	0
David Jones	1	0	0	0	-1	0	0	0	0
Sean Monahan	1	0	0	0	-2	0	0	0	0
Kris Russell	1	0	0	0	2	0	0	0	0
Ladislav Smid	1	0	0	0	-2	0	0	0	0
Tyler Wotherspoon	1	0	0	0	-1	0	0	0	0

MAPLE LEAFS	GP	G	A	P	+/-	PIM	PP	SH	EN
Jake Gardiner	2	1	2	3	3	0	0	0	0
William Nylander	1	1	2	3	3	0	0	0	0
Josh Leivo	2	2	0	2	1	2	0	0	1
Frank Corrado	2	0	2	2	1	0	0	0	0
Pierre-Alexandre Parenteau	2	1	0	1	1	4	0	0	0
Colin Greening	1	1	0	1	0	0	0	0	1
Peter Holland	1	1	0	1	-2	0	1	0	0
Zach Hyman	1	1	0	1	2	0	0	0	0
Connor Brown	1	0	1	1	0	0	0	0	0
Rich Clune	1	0	1	1	1	0	0	0	0
Matt Hunwick	1	0	1	1	-1	0	0	0	0
Brooks Laich	1	0	1	1	1	0	0	0	0
Ben Smith	1	0	1	1	0	0	0	0	0
Michael Grabner	2	0	0	0	-1	0	0	0	0
Nazem Kadri	2	0	0	0	-2	2	0	0	0
Martin Marincin	2	0	0	0	1	0	0	0	0
Morgan Rielly	2	0	0	0	-2	2	0	0	0
Mark Arcobello	1	0	0	0	0	0	0	0	0
Brad Boyes	1	0	0	0	1	0	0	0	0
Connor Carrick	1	0	0	0	2	0	0	0	0
Byron Froese	1	0	0	0	1	2	0	0	0
Fredrik Gauthier	1	0	0	0	0	0	0	0	0
Leo Komarov	1	0	0	0	-2	0	0	0	0
Milan Michalek	1	0	0	0	-1	0	0	0	0
Roman Polak	1	0	0	0	1	0	0	0	0
Nick Spaling	1	0	0	0	0	0	0	0	0
Rinat Valiev	1	0	0	0	1	0	0	0	0
Daniel Winnik	1	0	0	0	1	0	0	0	0

GOALTENDERS	GP	MP	SO	GA	SA	SV	GAA	SV%
Jonas Hiller (1-1-0)	2	119	0	6	60	54	3.02	.900

GOALTENDERS	GP	MP	SO	GA	SA	SV	GAA	SV%
Jonathan Bernier (1-0-0)	1	60	0	2	25	23	2.02	.920
James Reimer (0-1-0)	1	58	0	4	22	18	4.16	.818

	POWER PLAY			PENALTY KILLING		
	PPG	ADV	%	PK	ADV	%
FLAMES	1	5	20.0	8	9	88.9
Maple Leafs	1	9	11.1	4	5	80.0





# FLAMES vs VANCOUVER CANUCKS

ALL-TIME: 129-89-33-10-3

SINCE CALGARY: 111-76-26-10-3

LAST WIN: April 7, 2016 Flames 7 vs. Canucks 3

DATE	TEAMS	ATTENDANCE	WINNING GOAL	GOALTENDERS
Oct. 7, 2015	Canucks 5 AT FLAMES 1	19,289	Brandon Sutter	Ramo vs. Miller
Oct. 10, 2015 *	FLAMES 3 AT Canucks 2	18,570	Johnny Gaudreau	Hiller vs. Miller
Feb. 6, 2016	FLAMES 4 AT Canucks 1	18,570	Sean Monahan	Hiller vs. Miller
Feb. 19, 2016	Canucks 2 AT FLAMES 5	19,289	Michael Frolik	Hiller vs. Markstrom
Apr. 7, 2016	Canucks 3 AT FLAMES 7	19,289	Joe Colborne	Ortio vs. Miller

\* Overtime

HEAD TO HEAD	GP	W	L	OTL	SOL	PTS	GF	GA	PPG	SHG	PIM
FLAMES	5	4	1	0	0	8	20	13	3	1	86
Canucks	5	1	3	1	0	3	13	20	2	0	80

GOALS AND SHOTS BY PERIODS	1st	2nd	3rd	OT	TOTAL	PCT
FLAMES	4 - 56	8 - 55	7 - 62	1 - 1	20 - 174	11.5
Canucks	6 - 54	4 - 56	3 - 52	0 - 2	13 - 164	7.9

FLAMES	GP	G	A	P	+/-	PIM	PP	SH	EN
Mikael Backlund	5	5	2	7	5	0	1	1	1
Johnny Gaudreau	5	1	5	6	2	2	0	0	0
T.J. Brodie	3	0	6	6	4	0	0	0	0
Joe Colborne	2	2	3	5	5	0	1	0	0
Michael Frolik	4	2	2	4	5	2	0	0	0
Jiri Hudler	4	1	3	4	3	2	0	0	0
Matt Stajan	5	0	4	4	6	10	0	0	0
Sam Bennett	5	2	1	3	1	2	0	0	1
Dougie Hamilton	5	2	1	3	-1	4	1	0	0
Sean Monahan	5	2	1	3	0	2	0	0	0
Mark Giordano	5	1	1	2	0	0	0	0	0
Josh Jooris	4	1	1	2	-1	2	0	0	0
Jakub Nakladal	2	0	2	2	4	0	0	0	0
Deryk Engelland	5	1	0	1	-1	14	0	0	0
Micheal Ferland	5	0	1	1	-2	14	0	0	0
Lance Bouma	4	0	1	1	-2	0	0	0	0
Dennis Wideman	2	0	1	1	1	4	0	0	0
Jyrki Jokipakka	1	0	1	1	2	2	0	0	0
Brandon Bollig	4	0	0	0	1	22	0	0	0
David Jones	4	0	0	0	-3	0	0	0	0
Kris Russell	3	0	0	0	1	0	0	0	0
Brett Kulak	2	0	0	0	-1	0	0	0	0
Derek Grant	1	0	0	0	-1	0	0	0	0
Mason Raymond	1	0	0	0	-1	0	0	0	0
Hunter Shinkaruk	1	0	0	0	-1	2	0	0	0
Drew Shore	1	0	0	0	-1	2	0	0	0
Ladislav Smid	1	0	0	0	0	0	0	0	0
Tyler Wotherspoon	1	0	0	0	2	0	0	0	0

CANUCKS	GP	G	A	P	+/-	PIM	PP	SH	EN
Daniel Sedin	5	1	3	4	1	2	0	0	0
Ben Hutton	5	0	4	4	-3	0	0	0	0
Bo Horvat	5	2	1	3	-4	0	2	0	0
Alexandre Burrows	5	1	2	3	-1	2	0	0	0
Jannik Hansen	5	1	2	3	2	4	0	0	0
Emerson Etem	3	2	0	2	-2	0	0	0	0
Henrik Sedin	5	1	1	2	1	2	0	0	0
Brandon Sutter	3	1	1	2	0	0	0	0	0
Dan Hamhuis	5	0	2	2	-4	0	0	0	0
Christopher Tanev	5	0	2	2	1	0	0	0	0
Adam Cracknell	3	1	0	1	-1	2	0	0	0
Jared McCann	3	1	0	1	0	0	0	0	0
Jake Virtanen	3	1	0	1	-1	0	0	0	0
Nikita Tryamkin	1	1	0	1	0	0	0	0	0
Sven Baertschi	4	0	1	1	-2	0	0	0	0
Brandon Prust	2	0	1	1	1	15	0	0	0
Linden Vey	1	0	1	1	-1	0	0	0	0
Matt Bartkowski	5	0	0	0	-4	6	0	0	0
Derek Dorsett	5	0	0	0	-4	32	0	0	0
Luca Sbisa	4	0	0	0	0	7	0	0	0
Radim Vrbata	4	0	0	0	-4	2	0	0	0
Alex Biega	2	0	0	0	-2	0	0	0	0
Alexander Edler	2	0	0	0	1	2	0	0	0
Brendan Gaunce	1	0	0	0	-1	0	0	0	0
Markus Granlund	1	0	0	0	-2	0	0	0	0
Ronalds Kenins	1	0	0	0	-1	2	0	0	0
Andrey Pedan	1	0	0	0	-1	2	0	0	0
Yannick Weber	1	0	0	0	1	0	0	0	0

GOALTENDERS	GP	MP	SO	GA	SA	SV	GAA	SV%
Jonas Hiller (3-0-0)	3	183	0	5	93	88	1.64	.946
Joni Ortio (1-0-0)	1	59	0	3	27	24	3.03	.889
Karri Ramo (0-1-0)	1	60	0	5	44	39	5.00	.886

GOALTENDERS	GP	MP	SO	GA	SA	SV	GAA	SV%
Ryan Miller (1-2-1)	4	241	0	13	139	126	3.24	.906
Jacob Markstrom (0-1-0)	1	60	0	5	33	28	5.00	.848

	PPG	ADV	%	PK	ADV	%
FLAMES	3	12	25.0	13	15	86.7
Canucks	2	15	13.3	9	12	75.0



# FLAMES vs WASHINGTON CAPITALS

ALL-TIME: 43-34-13-0-1

SINCE CALGARY: 27-30-9-0-1

LAST WIN: November 13, 2015 Flames 3 vs. Capitals 2

DATE	TEAMS	ATTENDANCE	WINNING GOAL	GOALTENDERS
Oct. 20, 2015	Capitals 6 AT FLAMES 2	18,303	Nicklas Backstrom	Ramo, Hiller vs. Holtby
Nov. 13, 2015 *	FLAMES 3 AT Capitals 2	18,506	Sean Monahan	Ramo vs. Grubauer

\* Overtime

HEAD TO HEAD	GP	W	L	OTL	SOL	PTS	GF	GA	PPG	SHG	PIM
FLAMES	2	1	1	0	0	2	5	8	0	0	15
Capitals	2	1	0	1	0	3	8	5	0	0	13

GOALS AND SHOTS BY PERIODS	1st	2nd	3rd	OT	TOTAL	PCT
FLAMES	1 - 18	1 - 13	2 - 15	1 - 2	5 - 48	10.4
Capitals	1 - 16	3 - 23	4 - 25	0 - 2	8 - 66	12.1

FLAMES	GP	G	A	P	+/-	PIM	PP	SH	EN
Sean Monahan	2	3	0	3	0	0	0	0	0
Michael Frolik	2	1	1	2	0	0	0	0	0
Johnny Gaudreau	2	0	2	2	-2	0	0	0	0
Mark Giordano	2	1	0	1	-3	2	0	0	0
Sam Bennett	2	0	1	1	0	0	0	0	0
Dougie Hamilton	2	0	1	1	-2	2	0	0	0
Jiri Hudler	2	0	1	1	0	0	0	0	0
Dennis Wideman	2	0	1	1	2	0	0	0	0
T.J. Brodie	1	0	1	1	-1	0	0	0	0
Mikael Backlund	2	0	0	0	1	0	0	0	0
Brandon Bollig	2	0	0	0	-1	9	0	0	0
Joe Colborne	2	0	0	0	-3	0	0	0	0
Deryk Engelland	2	0	0	0	-1	2	0	0	0
Micheal Ferland	2	0	0	0	-2	0	0	0	0
David Jones	2	0	0	0	-3	0	0	0	0
Kris Russell	2	0	0	0	0	0	0	0	0
Matt Stajan	2	0	0	0	-1	0	0	0	0
Derek Grant	1	0	0	0	0	0	0	0	0
Josh Jooris	1	0	0	0	0	0	0	0	0
Brett Kulak	1	0	0	0	-1	0	0	0	0

CAPITALS	GP	G	A	P	+/-	PIM	PP	SH	EN
Evgeny Kuznetsov	2	0	3	3	1	0	0	0	0
Nicklas Backstrom	2	2	0	2	1	0	0	0	0
Jay Beagle	2	1	1	2	1	0	0	0	0
Andre Burakovsky	2	1	1	2	2	0	0	0	0
Alex Ovechkin	2	1	1	2	1	0	0	0	0
Matt Niskanen	2	0	2	2	1	0	0	0	0
Justin Williams	2	0	2	2	1	0	0	0	0
Jason Chimera	2	1	0	1	0	0	0	0	0
T.J. Oshie	2	1	0	1	0	2	0	0	0
Michael Latta	1	1	0	1	1	0	0	0	0
Karl Alzner	2	0	1	1	3	0	0	0	0
John Carlson	2	0	1	1	-1	2	0	0	0
Brooks Laich	2	0	1	1	1	0	0	0	0
Tom Wilson	2	0	1	1	1	5	0	0	0
Brooks Orpik	1	0	1	1	0	0	0	0	0
Taylor Chorney	2	0	0	0	2	2	0	0	0
Marcus Johansson	2	0	0	0	0	0	0	0	0
Dmitry Orlov	2	0	0	0	2	2	0	0	0
Nate Schmidt	1	0	0	0	0	0	0	0	0
Chandler Stephenson	1	0	0	0	0	0	0	0	0

GOALTENDERS	GP	MP	SO	GA	SA	SV	GAA	SV%
Karri Ramo (1-1-0)	2	93	0	6	54	48	3.86	.889
Jonas Hiller (0-0-0)	1	28	0	2	12	10	4.23	.833

GOALTENDERS	GP	MP	SO	GA	SA	SV	GAA	SV%
Braden Holtby (1-0-0)	1	60	0	2	19	17	2.00	.895
Philipp Grubauer(0-0-1)	1	62	0	3	29	26	2.92	.897

	POWER PLAY			PENALTY KILLING		
	PPG	ADV	%	PK	ADV	%
FLAMES	0	4	0.0	5	5	100.0
Capitals	0	5	0.0	4	4	100.0



# FLAMES vs WINNIPEG JETS

ALL-TIME: 12-9-1-0-0

SINCE CALGARY: 12-9-1-0-0

LAST WIN: March 16, 2016 Flames 4 vs. Jets 1

DATE	TEAMS	ATTENDANCE	WINNING GOAL	GOALTENDERS
Oct. 16, 2015	FLAMES 1 AT Jets 3	15,294	Dustin Byfuglien	Ramo vs. Pavelec
Dec. 22, 2015	Jets 1 AT FLAMES 4	19,289	Joe Colborne	Ramo vs. Hutchinson
Mar. 16, 2016	Jets 1 AT FLAMES 4	18,929	Michael Frolik	Ortio vs. Pavelec

HEAD TO HEAD	GP	W	L	OTL	SOL	PTS	GF	GA	PPG	SHG	PIM
FLAMES	3	2	1	0	0	4	9	5	2	0	19
Jets	3	1	2	0	0	2	5	9	0	0	25

GOALS AND SHOTS BY PERIODS	1st	2nd	3rd	OT	TOTAL	PCT
FLAMES	6 - 34	0 - 21	3 - 19	0 - 0	9 - 74	12.2
Jets	1 - 23	2 - 26	2 - 30	0 - 0	5 - 79	6.3

FLAMES	GP	G	A	P	+/-	PIM	PP	SH	EN
Johnny Gaudreau	3	3	1	4	0	0	1	0	1
Mikael Backlund	3	1	3	4	5	0	0	0	0
Mark Giordano	3	1	3	4	3	4	1	0	0
Michael Frolik	2	1	3	4	3	0	0	0	0
Joe Colborne	2	2	1	3	4	2	0	0	0
Sean Monahan	3	1	1	2	-1	0	0	0	0
T.J. Brodie	1	0	2	2	2	0	0	0	0
Micheal Ferland	3	0	1	1	-1	7	0	0	0
Sam Bennett	2	0	1	1	1	0	0	0	0
Jiri Hudler	2	0	1	1	-1	0	0	0	0
Deryk Engelland	3	0	0	0	0	0	0	0	0
Dougie Hamilton	3	0	0	0	1	0	0	0	0
Matt Stajan	3	0	0	0	-1	0	0	0	0
Dennis Wideman	3	0	0	0	-1	0	0	0	0
Brandon Bollig	2	0	0	0	-1	0	0	0	0
Lance Bouma	2	0	0	0	-1	0	0	0	0
David Jones	2	0	0	0	-1	0	0	0	0
Josh Jooris	2	0	0	0	0	6	0	0	0
Mason Raymond	2	0	0	0	-1	0	0	0	0
Kris Russell	2	0	0	0	-3	0	0	0	0
Markus Granlund	1	0	0	0	0	0	0	0	0
Freddie Hamilton	1	0	0	0	0	0	0	0	0
Garnet Hathaway	1	0	0	0	0	0	0	0	0
Jyrki Jokipakka	1	0	0	0	0	0	0	0	0
Brett Kulak	1	0	0	0	0	0	0	0	0
Jakub Nakladal	1	0	0	0	2	0	0	0	0

JETS	GP	G	A	P	+/-	PIM	PP	SH	EN
Blake Wheeler	3	1	3	4	0	2	0	0	1
Bryan Little	2	1	1	2	0	0	0	0	0
Andrew Ladd	2	0	2	2	0	0	0	0	0
Dustin Byfuglien	3	1	0	1	-2	2	0	0	0
Tyler Myers	3	1	0	1	-1	2	0	0	0
Drew Stafford	3	1	0	1	-1	2	0	0	0
Alexander Burmistrov	3	0	0	0	-1	0	0	0	0
Andrew Copp	3	0	0	0	-1	0	0	0	0
Toby Enstrom	3	0	0	0	0	0	0	0	0
Mathieu Perreault	3	0	0	0	-1	2	0	0	0
Mark Scheifele	3	0	0	0	-1	0	0	0	0
Chris Thorburn	3	0	0	0	-1	0	0	0	0
Jacob Trouba	3	0	0	0	0	6	0	0	0
Ben Chiarot	2	0	0	0	0	0	0	0	0
Nikolaj Ehlers	2	0	0	0	1	2	0	0	0
Matt Halischuk	2	0	0	0	0	0	0	0	0
Adam Lowry	2	0	0	0	0	0	0	0	0
Mark Stuart	2	0	0	0	1	2	0	0	0
Joel Armia	1	0	0	0	0	0	0	0	0
Marko Dano	1	0	0	0	-1	0	0	0	0
Scott Kosmachuk	1	0	0	0	-1	0	0	0	0
JC Lipon	1	0	0	0	0	5	0	0	0
Adam Pardy	1	0	0	0	-1	0	0	0	0
Nic Petan	1	0	0	0	0	0	0	0	0
Paul Postma	1	0	0	0	-1	0	0	0	0

GOALTENDERS	GP	MP	SO	GA	SA	SV	GAA	SV%
Joni Ortio (1-0-0)	1	60	0	1	29	28	1.00	.966
Karri Ramo (1-1-0)	2	119	0	3	49	46	1.51	.939

GOALTENDERS	GP	MP	SO	GA	SA	SV	GAA	SV%
Ondrej Pavelec (1-1-0)	2	120	0	5	41	36	2.51	.878
Michael Hutchinson (0-1-0)	1	60	0	3	32	29	3.01	.906

	POWER PLAY			PENALTY KILLING		
	PPG	ADV	%	PK	ADV	%
FLAMES	2	10	20.0	7	7	100.0
Jets	0	7	0.0	8	10	80.0

# ALL-TIME TEAM RECORDS

---



# ALL-TIME TEAM RECORDS

## OVERALL

SEASON	GP	W	L	T	OTL	PTS	GF**	GA**	%
2015-16	82	35	40	-	7	77	231	260	.470
2014-15	82	45	30	-	7	97	241	216	.592
2013-14	82	35	40	-	7	77	209	241	.470
2012-13	48	19	25	-	4	42	128	160	.438
2011-12	82	37	29	-	16	90	202	226	.549
2010-11	82	41	29	-	12	94	250	237	.573
2009-10	82	40	32	-	10	90	204	210	.549
2008-09	82	46	30	-	6	98	254	248	.598
2007-08	82	42	30	-	10	94	229	227	.573
2006-07	82	43	29	-	10	96	258	226	.585
2005-06	82	46	25	-	11	103	218	200	.628
2003-04	82	42	30	7	3*	94	200	176*	.573
2002-03	82	29	36	13	4	75	186	228	.457
2001-02	82	32	35	12	3*	79	201	220	.482
2000-01	82	27	36	15	4	73	197	236	.445
1999-00	82	31	36	10	5	77	211	256	.470
1998-99	82	30	40	12	-	72	211	234	.439
1997-98	82	26	41	15	-	67	217	252	.409
1996-97	82	32	41	9	-	73	214	239	.445
1995-96	82	34	37	11	-	79	241	240	.482
1994-95	48	24	17	7	-	55	163	135	.573
1993-94	84	42	29	13	-	97	302	256	.577
1992-93	84	43	30	11	-	97	322	282	.577
1991-92	80	31	37	12	-	74	296	305	.463
1990-91	80	46	26	8	-	100	344	263	.625
1989-90	80	42	23	15	-	99	348	265	.619
1988-89	80	54*	17*	9	-	117*	354	226	.731*
1987-88	80	48	23	9	-	105	397*	305	.656
1986-87	80	46	31	3	-	95	318	289	.594
1985-86	80	40	31	9	-	89	354	315	.556
1984-85	80	41	27	12	-	94	363	302	.588
1983-84	80	34	32	14	-	82	311	314	.513
1982-83	80	32	34	14	-	78	321	317	.488
1981-82	80	29	34	17	-	75	334	345	.469
1980-81	80	39	27	14	-	92	329	298	.575
1979-80	80	35	32	13	-	83	282	269	.519
1978-79	80	41	31	8	-	90	327	280	.563
1977-78	80	34	27	19*	-	87	274	252	.544
1976-77	80	34	34	12	-	80	264	265	.500
1975-76	80	35	33	12	-	82	262	237	.513
1974-75	80	34	31	15	-	83	243	233	.519
1973-74	78	30	34	14	-	74	214	238	.474
1972-73	78	25	38	15	-	65	191	239	.417
<b>TOTAL</b>	<b>3418</b>	<b>1571</b>	<b>1349</b>	<b>379</b>	<b>119</b>	<b>3640</b>	<b>11215</b>	<b>10762</b>	<b>.533</b>

\*Team Full Season Record \*\*Includes Shootout GWG

**ALL-TIME TEAM RECORDS****HOME**

SEASON	GP	W	L	T	OTL	PTS	GF**	GA**	%
2015-16	41	21	16	-	4	46	129	125	.561
2014-15	41	23	13	-	5	51	125	109	.622
2013-14	41	19	19	-	3	41	112	120	.500
2012-13	24	13	9	-	2	28	78	80	.583
2011-12	41	23	12	-	6	52	109	106	.634
2010-11	41	23	13	-	5	51	135	117	.622
2009-10	41	20	17	-	4	44	95	98	.537
2008-09	41	27	10	-	4	58	147	110	.732
2007-08	41	21	11	-	9	51	112	101	.622
2006-07	41	30	9	-	2	62	144	92	.756
2005-06	41	30	7	-	4	64	108	73*	.780
2003-04	41	21	14	5	1*	48	93	85	.585
2002-03	41	14	16	10*	1*	39	95	111	.476
2001-02	41	20	14	5	2	47	103	100	.573
2000-01	41	12	18	9	2	35	95	110	.427
1999-00	41	20	14	6	1*	47	119	124	.573
1998-99	41	15	20	6	-	36	103	110	.439
1997-98	41	18	17	6	-	42	118	118	.512
1996-97	41	21	18	2	-	44	121	121	.537
1995-96	41	18	18	5	-	41	114	103	.500
1994-95	24	15	7	2	-	32	90	68	.667
1993-94	42	25	12	5	-	55	156	116	.655
1992-93	42	23	14	5	-	51	175	139	.607
1991-92	40	19	14	7	-	45	174	140	.563
1990-91	40	29	8	3	-	61	194	115	.763
1989-90	40	28	7	5	-	61	207	131	.763
1988-89	40	32*	4*	4	-	68*	200	103	.850*
1987-88	40	26	11	3	-	55	217*	144	.688
1986-87	40	25	13	2	-	52	162	128	.650
1985-86	40	23	11	6	-	52	195	154	.650
1984-85	40	23	11	6	-	52	199	134	.650
1983-84	40	22	11	7	-	51	186	146	.638
1982-83	40	21	12	7	-	49	176	137	.613
1981-82	40	20	11	9	-	49	192	141	.613
1980-81	40	25	5	10*	-	60	198	127	.750
1979-80	40	18	15	7	-	43	147	132	.538
1978-79	40	25	11	4	-	54	179	126	.675
1977-78	40	20	13	7	-	47	152	132	.588
1976-77	40	22	11	7	-	51	151	111	.638
1975-76	40	19	14	7	-	45	138	98	.563
1974-75	40	24	9	7	-	55	150	96	.688
1973-74	39	17	15	7	-	41	121	115	.526
1972-73	39	16	16	7	-	39	106	105	.500
<b>TOTAL</b>	<b>1709</b>	<b>926</b>	<b>540</b>	<b>188</b>	<b>55</b>	<b>2095</b>	<b>6120</b>	<b>4951</b>	<b>.613</b>

\*Team Full Season Record \*\*Includes Shootout GWG

**ALL-TIME TEAM RECORDS****ROAD**

SEASON	GP	W	L	T	OTL	PTS	GF**	GA**	%
2015-16	41	14	24	-	3	31	102	135	.378
2014-15	41	22	17	-	2	46	116	107	.561
2013-14	41	16	21	-	4	36	97	121	.439
2012-13	24	6	16	-	2	14	50	80	.292
2011-12	41	14	17	-	10	38	93	120	.463
2010-11	41	18	16	-	7	43	115	120	.524
2009-10	41	20	15	-	6	46	109	112	.561
2008-09	41	19	20	-	2	40	107	138	.488
2007-08	41	21	19	-	1*	43	117	126	.524
2006-07	41	13	20	-	8	34	114	134	.415
2005-06	41	16	18	-	7	39	110	127	.476
2003-04	41	21	16	2	2	46	107	91*	.561
2002-03	41	15	20	3	3	36	91	117	.439
2001-02	41	12	21	7	1*	32	98	120	.390
2000-01	41	15	18	6	2	38	102	126	.463
1999-00	41	11	22	4	4	30	92	132	.366
1998-99	41	15	20	6	-	36	108	124	.439
1997-98	41	8	24	9	-	25	99	134	.305
1996-97	41	11	23	7	-	29	93	118	.354
1995-96	41	16	19	6	-	38	127	137	.463
1994-95	24	9	10	5	-	23	73	67	.479
1993-94	42	17	17	8	-	42	146	140	.500
1992-93	42	20	16	6	-	46	147	143	.548
1991-92	40	12	23	5	-	29	122	165	.363
1990-91	40	17	18	5	-	39	150	148	.488
1989-90	40	14	16	10	-	38	141	134	.475
1988-89	40	22*	13	5	-	49	154	123	.613
1987-88	40	22*	12*	6	-	50*	180*	161	.625*
1986-87	40	21	18	1	-	43	156	161	.538
1985-86	40	17	20	3	-	37	159	161	.463
1984-85	40	18	16	6	-	42	164	168	.525
1983-84	40	12	21	7	-	31	125	168	.388
1982-83	40	11	22	7	-	29	145	180	.363
1981-82	40	9	23	8	-	26	142	204	.325
1980-81	40	14	22	4	-	32	131	171	.400
1979-80	40	17	17	6	-	40	135	137	.500
1978-79	40	16	20	4	-	36	148	154	.450
1977-78	40	14	14	12*	-	40	122	120	.500
1976-77	40	12	23	5	-	29	113	154	.363
1975-76	40	16	19	5	-	37	124	139	.463
1974-75	40	10	22	8	-	28	93	137	.350
1973-74	39	13	19	7	-	33	93	123	.423
1972-73	39	9	22	8	-	26	85	134	.333
<b>TOTAL</b>	<b>1709</b>	<b>645</b>	<b>809</b>	<b>191</b>	<b>64</b>	<b>1545</b>	<b>5095</b>	<b>5811</b>	<b>.452</b>

\*Team Full Season Record \*\*Includes Shootout GWG



# OVERTIME RESULTS

## REGULAR SEASON OVERTIME RECORD

	OVERALL 1983-2016					2015-16					
	GP	W	L	T/SO	PTS*	GP	W	L	SOW	SOL	PTS**
Anaheim Ducks	389	88	78	223	399	18	4	7	3	4	25
Arizona Coyotes	539	101	106	332	534	14	5	7	1	1	20
Boston Bruins	574	117	120	337	571	18	5	7	4	2	27
Buffalo Sabres	547	102	105	340	544	17	4	4	2	7	23
Carolina Hurricanes	518	109	127	282	500	26	8	11	2	5	36
Calgary Flames	534	110	107	317	537	18	9	4	2	3	29
Chicago Blackhawks	545	99	105	341	539	20	10	7	1	2	31
Columbus Blue Jackets	261	57	55	149	263	16	2	4	6	4	24
Colorado Avalanche	509	101	102	306	508	10	2	4	4	0	16
Dallas Stars	533	97	98	338	532	17	6	7	2	2	25
Detroit Red Wings	546	126	96	324	576	22	9	6	2	5	33
Edmonton Oilers	551	106	120	325	537	19	7	5	4	3	30
Florida Panthers	433	54	106	273	381	17	1	6	7	3	25
Los Angeles Kings	539	96	102	341	533	20	12	3	2	3	34
Minnesota Wild	283	53	57	173	279	15	1	9	3	2	19
Montreal Canadiens	541	105	117	319	529	14	3	3	5	3	22
New Jersey Devils	548	123	95	330	576	19	9	2	2	6	30
New York Islanders	538	109	114	315	533	21	6	5	5	5	32
New York Rangers	519	105	104	310	520	16	4	7	3	2	23
Nashville Predators	311	71	72	168	310	20	2	12	4	2	26
Ottawa Senators	371	66	82	223	355	21	6	3	6	6	33
Philadelphia Flyers	538	111	104	323	545	27	10	6	3	8	40
Pittsburgh Penguins	512	121	103	288	530	18	6	4	4	4	28
San Jose Sharks	390	67	84	239	373	15	5	3	4	3	24
St. Louis Blues	557	113	102	342	568	22	8	5	5	4	35
Tampa Bay Lightning	387	84	92	211	379	15	7	2	3	3	25
Toronto Maple Leafs	502	112	101	289	513	20	3	5	6	6	29
Vancouver Canucks	552	122	97	333	577	22	4	9	5	4	31
Washington Capitals	517	122	99	296	540	19	7	6	4	2	30
Winnipeg Jets	302	74	71	157	305	14	3	5	3	3	20

\*OT-PTS = points earned in overtime (excludes shootout wins). \*\* Includes shootout wins.

## FLAMES YEAR-BY-YEAR OVERTIME

SEASON	HOME			ROAD			OVERALL			SEASON	HOME			ROAD			OVERALL		
	GP	W-L-T-SOL	GP	W-L-T-SOL	GP	W-L-T-SOL	GP	W-L-T-SOL	GP		W-L-T-SOL	GP	W-L-T-SOL	GP	W-L-T-SOL	GP	W-L-T-SOL		
2015-16	11	7-3-0-1	7	4-1-0-2	18	11-4-0-3	1998-99	9	2-1-6	7	1-0-6	16	3-1-12						
2014-15	10	5-3-0-2	10	8-1-0-1	20	13-4-0-3	1997-98	11	4-1-6	11	0-2-9	22	4-3-15						
2013-14	11	8-3-0-0	10	6-1-0-3	21	14-4-0-3	1996-97	7	2-3-2	9	1-1-7	16	3-4-9						
2012-13	3	1-0-0-2	3	1-1-0-1	6	2-1-0-3	1995-96	9	2-2-5	7	0-1-6	16	2-3-11						
2011-12	9	3-1-0-5	12	2-6-0-4	21	5-7-0-9	1994-95	4	1-1-2	5	0-0-5	9	1-1-7						
2010-11	7	2-2-0-3	16	9-3-0-4	23	11-5-0-7	1993-94	8	2-1-5	10	1-1-8	18	3-2-13						
2009-10	3	0-1-0-2	12	5-2-0-5	15	5-3-0-7	1992-93	11	3-3-5	8	1-1-6	19	4-4-11						
2008-09	5	1-2-0-2	7	5-2-0-0	12	6-4-0-2	1991-92	11	1-3-7	8	1-2-5	19	2-5-12						
2007-08	10	1-7-0-2	6	5-0-0-1	16	6-7-0-3	1990-91	8	3-2-3	7	0-2-5	15	3-4-8						
2006-07	5	3-1-0-1	9	1-4-0-4	14	4-5-0-5	1989-90	10	3-2-5	11	0-1-10	21	3-3-15						
2005-06	6	2-1-0-3	9	2-3-0-4	15	4-4-0-7	1988-89	7	2-1-4	10	3-2-5	17	5-3-9						
2003-04	8	2-1-5	5	1-2-2	13	3-3-7	1987-88	6	1-2-3	8	1-1-6	14	2-3-9						
2002-03	16	5-1-10	7	1-3-3	23	6-4-13	1986-87	2	0-0-2	2	1-0-1	4	1-0-3						
2001-02	7	0-2-5	10	2-1-7	17	2-3-12	1985-86	8	1-1-6	4	0-1-3	12	1-2-9						
2000-01	13	2-2-9	9	1-2-6	22	3-4-15	1984-85	7	1-0-6	7	0-1-6	14	1-1-12						
1999-00	13	6-1-6	13	5-4-4	26	11-5-10	1983-84	9	2-0-7	9	2-0-7	18	4-0-14						

\*OT-PTS = points earned in overtime (excludes shootout wins) \*\* Includes shootout wins

**OVERTIME RESULTS** CONTINUED**2015-16 NHL IN OVERTIME/SHOOTOUT GAMES**

OPPONENT	OVERALL				SO		HOME				SO		ROAD				SO	
	GP	W	L	T	W	L	GP	W	L	T	W	L	GP	W	L	T	W	L
Anaheim Ducks	18	4	7	7	3	4	10	1	4	5	3	2	8	3	3	2	0	2
Arizona Coyotes	14	5	7	2	1	1	7	3	4	0	0	0	7	2	3	2	1	1
Boston Bruins	18	5	7	6	4	2	9	1	5	3	2	1	9	4	2	3	2	1
Buffalo Sabres	17	4	4	9	2	7	9	2	3	4	1	3	8	2	1	5	1	4
Carolina Hurricanes	26	8	11	7	2	5	10	2	5	3	1	2	16	6	6	4	1	3
Calgary Flames	18	9	4	5	2	3	11	6	3	2	1	1	7	3	1	3	1	2
Chicago Blackhawks	20	10	7	3	1	2	7	3	3	1	0	1	13	7	4	2	1	1
Columbus Blue Jackets	16	2	4	10	6	4	13	2	4	7	5	2	3	0	0	3	1	2
Colorado Avalanche	10	2	4	4	4	0	8	2	4	2	2	0	2	0	0	2	2	0
Dallas Stars	17	6	7	4	2	2	6	2	2	2	2	0	11	4	5	2	0	2
Detroit Red Wings	22	9	6	7	2	5	11	3	3	5	2	3	11	6	3	2	0	2
Edmonton Oilers	19	7	5	7	4	3	8	3	1	4	3	1	11	4	4	3	1	2
Florida Panthers	17	1	6	10	7	3	10	0	4	6	5	1	7	1	2	4	2	2
Los Angeles Kings	20	12	3	5	2	3	9	6	1	2	0	2	11	6	2	3	2	1
Minnesota Wild	15	1	9	5	3	2	5	0	3	2	1	1	10	1	6	3	2	1
Montreal Canadiens	14	3	3	8	5	3	7	2	2	3	2	1	7	1	1	5	3	2
New Jersey Devils	19	9	2	8	2	6	10	4	2	4	1	3	9	5	0	4	1	3
New York Islanders	21	6	5	10	5	5	8	0	4	4	3	1	13	6	1	6	2	4
New York Rangers	16	4	7	5	3	2	7	3	4	0	0	0	9	1	3	5	3	2
Nashville Predators	20	2	12	6	4	2	10	1	5	4	2	2	10	1	7	2	2	0
Ottawa Senators	21	6	3	12	6	6	14	4	2	8	4	4	7	2	1	4	2	2
Philadelphia Flyers	27	10	6	11	3	8	14	4	4	6	2	4	13	6	2	5	1	4
Pittsburgh Penguins	18	6	4	8	4	4	9	2	1	6	3	3	9	4	3	2	1	1
San Jose Sharks	15	5	3	7	4	3	5	1	1	3	1	2	10	4	2	4	3	1
St. Louis Blues	22	8	5	9	5	4	12	5	3	4	3	1	10	3	2	5	2	3
Tampa Bay Lightning	15	7	2	6	3	3	10	4	1	5	3	2	5	3	1	1	0	1
Toronto Maple Leafs	20	3	5	12	6	6	13	1	5	7	3	4	7	2	0	5	3	2
Vancouver Canucks	22	4	9	9	5	4	10	3	4	3	2	1	12	1	5	6	3	3
Washington Capitals	19	7	6	6	4	2	7	1	4	2	2	0	12	6	2	4	2	2
Winnipeg Jets	14	3	5	6	3	3	6	2	4	0	0	0	8	1	1	6	3	3

Shootouts not included in OT stats.

# FLAMES ALL-TIME RECORDS MONTH-BY-MONTH

SEASON	OCTOBER		NOVEMBER		DECEMBER		JANUARY		FEBRUARY		MARCH		APRIL/MAY	
	GP	W-L-T-OTL	GP	W-L-T-OTL	GP	W-L-T-OTL	GP	W-L-T-OTL	GP	W-L-T-OTL	GP	W-L-T-OTL	GP	W-L-T-OTL
2015-16	12	3-8-0-1	12	5-6-0-1	13	9-4-0-0	11	4-6-0-1	14	5-8-0-1	16	6-8-0-2	4	3-0-0-1
2014-15	12	6-4-0-2	13	9-4-0-0	14	6-7-0-1	11	6-5-0-0	12	6-5-0-1	15	9-3-0-3	5	3-2-0-0
2013-14	12	5-5-0-2	14	4-8-0-2	14	5-7-0-2	14	6-7-0-1	5	2-3-0-0	16	9-7-0-0	7	4-3-0-0
2012-13	-	-	-	-	-	-	5	1-3-0-1	14	6-5-0-3	14	6-8-0-0	15	6-9-0-0
2011-12	9	4-4-0-1	14	6-8-0-0	16	8-4-0-4	12	5-6-0-1	12	5-2-0-5	17	7-5-0-5	2	2-0-0-0
2010-11	11	6-5-0-0	13	4-7-0-2	14	7-6-0-1	13	7-3-0-3	13	8-2-0-3	14	6-6-0-2	4	3-0-0-1
2009-10	12	7-4-0-1	14	10-2-0-2	14	6-6-0-2	15	4-8-0-3	7	3-3-0-1	15	9-6-0-0	5	1-3-0-1
2008-09	10	6-3-0-1	14	8-6-0-0	13	8-2-0-3	11	8-3-0-0	13	7-4-0-2	15	6-9-0-0	6	3-3-0-0
2007-08	12	6-3-0-3	14	4-10-0-0	14	9-1-0-4	11	7-3-0-1	14	7-6-0-1	14	7-6-0-1	3	2-1-0-0
2006-07	10	3-6-0-1	13	6-3-0-1	14	8-4-0-2	13	8-3-0-2	14	7-4-0-3	14	9-4-0-1	4	0-4-0-0
2005-06	13	4-7-0-2	13	10-2-0-1	13	9-3-0-1	13	7-4-0-2	6	3-2-0-1	15	8-6-0-1	9	5-1-0-3
2003-04	9	4-4-0-1	12	5-4-1-2	15	10-3-2-0	15	6-8-1-0	13	7-5-1-0	16	9-5-2-0	2	1-1-0-0
2002-03	10	3-3-2-2	14	3-9-1-1	14	5-6-3-0	14	6-7-1-0	12	2-6-3-1	15	8-5-2-0	3	2-0-1-0
2001-02	12	8-2-0-0	13	5-4-4-0	15	4-7-4-0	13	5-8-0-0	7	2-3-1-1	15	5-7-3-0	7	3-4-0-0
2000-01	12	3-8-1-0	15	3-4-4-4	12	7-3-2-0	12	4-6-2-0	11	5-4-2-0	16	4-9-3-0	4	1-2-1-0
1999-00	13	3-8-2-0	11	5-6-0-0	14	8-2-3-1	13	7-6-0-0	12	3-3-2-4	14	4-8-2-0	5	1-3-1-0
1998-99	9	2-5-2	14	6-8-0	13	4-8-1	12	4-6-2	12	5-2-5	14	7-5-2	8	2-6-0
1997-98	13	3-8-2	14	2-7-5	15	6-8-1	12	3-6-3	4	2-1-1	15	8-6-1	9	2-5-2
1996-97	13	7-5-1	13	3-9-1	13	3-7-3	11	5-5-1	14	8-5-1	12	6-5-1	6	0-5-1
1995-96	11	1-7-3	13	3-8-2	15	7-6-2	11	7-2-2	13	6-5-2	13	7-6-0	6	3-3-0
1994-95	-	-	-	-	-	-	5	2-2-1	14	8-4-2	15	6-7-2	13	7-4-2
1993-94	13	8-3-2	13	7-4-2	14	5-7-2	12	4-5-3	12	8-3-1	13	6-5-2	7	4-2-1
1992-93	12	8-4-0	13	6-5-2	13	10-1-2	14	3-9-2	12	6-2-4	12	4-8-0	8	6-1-1
1991-92	12	6-5-1	13	5-5-3	13	5-7-1	12	5-5-2	13	4-7-2	14	5-7-2	3	1-1-1
1990-91	13	9-4-0	13	5-5-3	14	8-5-1	12	5-6-1	12	8-2-2	16	11-4-1	0	0-0-0
1989-90	13	6-3-4	15	5-6-4	12	6-4-2	13	8-2-3	11	6-5-0	15	10-3-2	1	1-0-0
1988-89	12	6-3-3	12	10-1-1	14	8-4-2	15	10-3-2	13	10-3-0	13	9-3-1	1	1-0-0
1987-88	11	5-5-1	14	9-3-2	13	9-3-1	14	9-3-2	12	5-6-1	14	10-2-2	2	1-1-0
1986-87	10	3-7-0	14	10-4-0	14	9-4-1	14	6-7-1	12	9-3-0	14	9-5-0	2	0-1-1
1985-86	10	5-5-0	13	8-2-3	12	4-8-0	15	6-7-2	12	7-3-2	15	7-6-2	3	3-0-0
1984-85	11	7-4-0	12	7-4-1	14	5-7-2	15	7-4-4	11	5-6-0	14	9-2-3	3	1-0-2
1983-84	12	5-6-1	12	5-4-3	13	4-7-2	12	5-2-5	15	9-4-2	15	6-8-1	1	0-1-0
1982-83	13	4-7-2	14	5-6-3	14	5-7-2	12	7-5-0	12	5-5-2	14	6-4-4	1	0-0-1
1981-82	11	2-7-2	14	5-5-4	13	5-6-2	15	7-4-4	12	4-5-3	13	5-6-2	2	1-1-0
1980-81	11	5-4-2	13	5-5-3	12	6-3-3	16	6-7-3	12	9-2-1	14	6-6-2	2	2-0-0
1979-80	10	5-4-1	13	6-5-2	12	3-8-1	15	7-5-3	11	5-2-4	15	8-6-1	4	1-2-1
1978-79	10	8-0-2	14	7-7-0	15	5-9-1	13	8-4-1	10	6-2-2	13	5-7-1	5	2-2-1
1977-78	8	3-2-3	14	4-6-4	14	5-6-3	14	8-5-1	12	3-3-6	13	8-4-1	5	3-1-1
1976-77	13	5-6-2	12	6-2-4	13	7-5-1	13	5-4-4	12	3-9-0	15	7-8-0	2	1-0-1
1975-76	10	4-5-1	14	6-7-1	15	9-4-2	14	5-6-3	12	3-7-2	12	6-4-2	3	2-0-1
1974-75	11	5-4-2	14	8-3-3	12	3-8-1	14	5-5-4	11	4-4-3	14	8-5-1	4	1-2-1
1973-74	8	4-3-1	14	7-4-3	14	4-7-3	13	3-9-1	13	4-6-3	13	6-4-3	3	2-1-0
1972-73	11	4-6-1	15	6-6-3	13	5-6-2	13	6-4-3	11	2-6-3	14	2-10-2	1	0-0-1
<b>TOTALS</b>	<b>460</b>	<b>201-196-44-19</b>	<b>548</b>	<b>245-215-73-15</b>	<b>558</b>	<b>259-220-58-21</b>	<b>547</b>	<b>247-218-67-15</b>	<b>499</b>	<b>232-177-63-26</b>	<b>615</b>	<b>299-248-53-15</b>	<b>190</b>	<b>87-75-22-6</b>

# FLAMES OPENING GAME RESULTS

SEASON	SEASON OPENER		HOME OPENER		ROAD OPENER			
2015-16	VAN 5	CGY 1	VAN 5	CGY 1	CGY 3	VAN 2 OT		
2014-15	VAN 4	CGY 2	VAN 4	CGY 2	CGY 5	EDM 2		
2013-14	WSH 5	CGY 4 SO	VAN 5	CGY 4 SO	WSH 5	CGY 4 SO		
2012-13	SJS 4	CGY 1	SJS 4	CGY 1	VAN 3	CGY 2 SO		
2011-12	PIT 5	CGY 3	PIT 5	CGY 3	STL 5	CGY 2		
2010-11	EDM 4	CGY 0	CGY 3	LAK 1	EDM 4	CGY 0		
2009-10	CGY 5	VAN 3	CGY 5	VAN 3	CGY 4	EDM 3		
2008-09	VAN 6	CGY 0	VAN 5	CGY 4 OT	VAN 6	CGY 0		
2007-08	PHI 3	CGY 2	PHI 3	CGY 2	DET 4	CGY 2		
2006-07	EDM 3	CGY 1	CGY 2	EDM 1	EDM 3	CGY 1		
2005-06	MIN 6	CGY 3	DAL 3	CGY 2 OT	MIN 6	CGY 3		
2003-04	VAN 4	CGY 1	CGY 3	SJS 2	VAN 4	CGY 1		
2002-03	VAN 3	CGY 0	VAN 3	CGY 0	CGY 3	VAN 2		
2001-02	CGY 1	EDM 0	CGY 1	EDM 0	CGY 4	DET 2		
2000-01	DET 4	CGY 3	DET 4	CGY 3	CGY 2	NYI 0		
1999-00	SJS 5	CGY 3	STL 4	CGY 1	SJS 5	CGY 3		
1998-99	CGY 3	SJS 3	TOR 7	CGY 3	CGY 5	SJS 3		
1997-98	DET 3	CGY 1	DET 3	CGY 1	DET 4	CGY 4		
1996-97	VAN 3	CGY 1	CGY 3	BUF 0	VAN 3	CGY 1		
1995-96	CGY 3	TBL 3	COL 3	CGY 2	CGY 3	TBL 3		
1994-95	CGY 3	WPG 3	CGY 6	STL 4	CGY 3	WPG 3		
1993-94	CGY 2	NYI 1	CGY 2	NYI 1	CGY 5	VAN 1		
1992-93	LAK 5	CGY 4	LAK 5	CGY 4	CGY 3	MIN 2		
1991-92	CGY 9	EDM 2	CGY 9	EDM 2	WPG 5	CGY 3		
1990-91	CGY 3	VAN 2 OT	CGY 3	VAN 2 OT	CGY 4	WPG 3		
1989-90	CGY 10	DET 7	CGY 10	DET 7	CGY 4	NJD 2		
1988-89	CGY 4	NYI 4	CGY 4	NYI 4	LAK 6	CGY 5 OT		
1987-88	CGY 5	DET 1	CGY 5	DET 1	WPG 3	CGY 2		
1986-87	CGY 5	BOS 3	QUE 4	CGY 2	CGY 5	BOS 3		
1985-86	CGY 8	WPG 3	CGY 8	WPG 3	CGY 9	LAK 2		
1984-85	STL 4	CGY 2	STL 4	CGY 2	CGY 7	VAN 5		
1983-84	CGY 5	VAN 3	EDM 4	CGY 3	CGY 5	VAN 3		
1982-83	EDM 7	CGY 5	NYI 5	CGY 4	EDM 7	CGY 5		
1981-82	CGY 1	VAN 1	CGY 1	VAN 1	CGY 6	STL 4		
1980-81	CGY 5	QUE 5	CGY 5	QUE 5	COL 6	CGY 2		
1979-80	ATL 5	QUE 3	ATL 9	PHI 2	ATL 5	QUE 3		
1978-79	ATL 4	CHI 4	ATL 4	WSH 3	ATL 4	CHI 4		
1977-78	ATL 2	BOS 2	ATL 3	STL 1	ATL 2	BOS 2		
1976-77	WSH 6	ATL 5	ATL 4	LAK 2	WSH 6	ATL 5		
1975-76	LAK 4	ATL 3	LAK 4	ATL 3	NYR 3	ATL 1		
1974-75	ATL 3	VAN 3	ATL 4	KC 2	ATL 3	VAN 3		
1973-74	ATL 1	NYI 1	ATL 1	NYI 1	ATL 1	STL 0		
1972-73	ATL 3	NYI 2	ATL 1	BUF 1	ATL 3	NYI 2		
<b>SEASON OVERALL</b>			<b>HOME OVERALL</b>			<b>ROAD OVERALL</b>		
Won 12, Lost 20, Tied 10, OTL 1			Won 18, Lost 17, Tied 5, OTL 3			Won 19, Lost 15, Tied 6, OTL 3		

## HOME ATTENDANCE

#Heritage Classic attendance of 41,022. \*Does Not Include Neutral Site Home Game. \*\*Team Season Record.  
 Calgary: Scotiabank Saddledome - 2010-present, Pengrowth Saddledome - 1983-2010, Stampede Corral - 1980-1983  
 Atlanta: The Omni - 1972-1980

SEASON	GAMES	ATTENDANCE	AVERAGE	SEASON	GAMES	ATTENDANCE	AVERAGE	SEASON	GAMES	ATTENDANCE	AVERAGE
2015-16	41	784,874	19,143	1997-98	41	694,557	16,940	1980-81	40	288,679	7,217
2014-15	41	782,977	19,097	1996-97	41	700,643	17,089	1979-80	40	400,961	10,024
2013-14	41	790,849	19,289	1995-96	41	737,996	18,000	1978-79	40	457,640	11,441
2012-13	24	462,936	19,289	1994-95	24	456,858	19,036	1977-78	40	420,026	10,501
2011-12	41	790,849	19,289	1993-94	41*	792,307	19,325	1976-77	40	490,356	12,259
2010-11	41	812,582**	19,819#	1992-93	41*	800,677	19,529	1975-76	40	478,500	11,963
2009-10	41	790,849	19,289	1991-92	40	788,760	19,719	1974-75	40	537,761	13,444
2008-09	41	790,849	19,289	1990-91	40	799,434	19,986**	1973-74	39	552,314	14,162
2007-08	41	790,849	19,289	1989-90	40	794,444	19,861	1972-73	39	488,106	12,516
2006-07	41	790,849	19,289	1988-89	40	778,324	19,458				
2005-06	41	790,849	19,289	1987-88	40	755,252	18,881				
2003-04	41	679,767	16,580	1986-87	40	671,920	16,798				
2002-03	41	665,808	16,239	1985-86	40	670,480	16,762				
2001-02	41	643,896	15,705	1984-85	40	667,320	16,683				
2000-01	41	681,535	16,623	1983-84	40	666,960	16,674				
1999-00	41	612,800	14,946	1982-83	40	289,680	7,242				
1998-99	41*	648,050	16,201	1981-82	40	289,258	7,231				
								<b>GAMES</b>	<b>ATTENDANCE</b>	<b>AVERAGE</b>	
								<b>TOTALS</b>	<b>1707</b>	<b>27,780,381</b>	<b>16,274</b>

# FLAMES YEARLY LEADERS

SEASON	GOALS		ASSISTS		POINTS		PENALTY MINUTES	
2015-16	Johnny Gaudreau	30	Johnny Gaudreau	48	Johnny Gaudreau	78	Brandon Bollig	103
2014-15	J. Hudler/S. Monahan	31	Jiri Hudler	45	Jiri Hudler	76	Brandon Bollig	88
2013-14	Michael Cammalleri	26	Jiri Hudler	37	Jiri Hudler	54	Brian McGrattan	100
2012-13	Curtis Glencross	15	Lee Stempniak	23	M. Cammalleri/L. Stempniak	32	Tim Jackman	76
2011-12	Jarome Iginla	43	Olli Jokinen	38	Jarome Iginla	67	Tim Jackman	94
2010-11	Jarome Iginla	43	Alex Tanguay	47	Jarome Iginla	86	Tim Jackman	86
2009-10	Jarome Iginla	32	Matt Stajan	38	Jarome Iginla	69	Jamal Mayers	131
2008-09	Michael Cammalleri	39	Jarome Iginla	54	Jarome Iginla	89	Cory Sarich	112
2007-08	Jarome Iginla	50	Jarome Iginla	48	Jarome Iginla	98	Dion Phaneuf	182
2006-07	Jarome Iginla	39	Alex Tanguay	59	Jarome Iginla	94	Dion Phaneuf	98
2005-06	Jarome Iginla	35	Daymond Langkow	34	Jarome Iginla	67	Darren McCarty	117
2003-04	Jarome Iginla	41	Craig Conroy	39	Jarome Iginla	73	Chris Simon	250
2002-03	Jarome Iginla	35	Craig Conroy	37	Jarome Iginla	67	Scott Nichol	149
2001-02	Jarome Iginla	52	Craig Conroy	48	Jarome Iginla	96	Bob Boughner	170
2000-01	Jarome Iginla	31	Marc Savard	42	Jarome Iginla	71	Jason Wiemer	177
1999-00	Valeri Bure	35	Phil Housley	44	Valeri Bure	75	Wade Belak	122
1998-99	Jarome Iginla	28	Phil Housley	43	Cory Stillman	57	Jason Weimer	177
1997-98	T. Fleury/C. Stillman	27	Theoren Fleury	51	Theoren Fleury	78	Theoren Fleury	197
1996-97	Theoren Fleury	29	Theoren Fleury	38	Theoren Fleury	67	Todd Simpson	208
1995-96	Theoren Fleury	46	Theoren Fleury	50	Theoren Fleury	96	Sandy McCarthy	173
1994-95	Theoren Fleury	29	Phil Housley	35	Theoren Fleury	58	Ron Stern	163
1993-94	Gary Roberts	41	Al MacInnis	54	Robert Reichel	93	Ron Stern	243
1992-93	Robert Reichel	40	Theoren Fleury	66	Theoren Fleury	100	Craig Berube	209
1991-92	Gary Roberts	53	Al MacInnis	57	Gary Roberts	90	Ron Stern	338
1990-91	Theoren Fleury	51	Al MacInnis	75	Theoren Fleury	104	Gary Roberts	252
1989-90	Joe Nieuwendyk	45	Doug Gilmour	67	Joe Nieuwendyk	95	Tim Hunter	279
1988-89	J. Nieuwendyk/J. Mullen	51	J. Mullen/D. Gilmour	59	Joe Mullen	110	Tim Hunter	375**
1987-88	Joe Nieuwendyk	51	Gary Suter	70	Hakan Loob	106	Tim Hunter	337
1986-87	Joe Mullen	47	Al MacInnis	56	Joe Mullen	87	Tim Hunter	361
1985-86	Hakan Loob	31	Al MacInnis	57	Dan Quinn	72	Tim Hunter	291
1984-85	K. Nilsson/H. Loob	37	Kent Nilsson	62	Kent Nilsson	99	Tim Hunter	259
1983-84	Eddy Beers	36	Kent Nilsson	49	Kent Nilsson	80	Paul Baxter	182
1982-83	Lanny McDonald	66**	Guy Chouinard	59	Kent Nilsson	104	Doug Risebrough	138
1981-82	Lanny McDonald	34	Guy Chouinard	57	Guy Chouinard	80	Willi Plett	288
1980-81	Kent Nilsson	49	Kent Nilsson	82**	Kent Nilsson	131**	Willi Plett	239
1979-80	Kent Nilsson	40	Kent Nilsson	53	Kent Nilsson	93	Willi Plett	231
1978-79	Guy Chouinard	50	Bob MacMillan	71	Bob MacMillan	108	Willi Plett	213
1977-78	Bob MacMillan	31	Tom Lysiak	42	Tom Lysiak	69	Willi Plett	171
1976-77	Willi Plett	33	Tom Lysiak	51	Tom Lysiak	81	Willi Plett	123
1975-76	Curt Bennett	34	Tom Lysiak	51	Tom Lysiak	82	Pat Quinn	134
1974-75	Eric Vail	39	Tom Lysiak	52	Tom Lysiak	77	Pat Quinn	56
1973-74	Jacques Richard	27	Tom Lysiak	45	Tom Lysiak	64	Pat Quinn	94
1972-73	Bob Leiter	26	Bob Leiter	34	Bob Leiter	60	Pat Quinn	113

\*\*Flames All-Time Individual Record

## SCORELESS GAMES

November 7, 1976	Atlanta at Detroit	Myre - Giacomini
October 26, 1996	Calgary at Los Angeles	Kidd - Fiset
October 30, 1998	Washington at Calgary	Wregget - Tabaracci
December 21, 1999	Dallas at Calgary	Brathwaite - Belfour

# PENALTY SHOTS FOR 28 GOALS FOR IN 60 ATTEMPTS

Nov. 7, 2015	vs Pittsburgh	David Jones	failed	vs. Marc-Andre Fleury
Feb. 27, 2015	at NY Islanders	Micheal Ferland	failed	vs. Jaroslav Halak
Mar. 22, 2014	at Edmonton	Matt Stajan	scored	vs. Viktor Fasth
Nov. 3, 2013	at Chicago	T.J. Galiardi	failed	vs. Corey Crawford
Mar. 13, 2013	vs. Detroit	Mikael Backlund	failed	vs. Jonas Gustavsson
Feb. 5, 2013	at Detroit	Jarome Iginla	failed	vs. Jimmy Howard
Feb. 25, 2012	vs. Philadelphia	Alex Tanguay	scored	vs. Ilya Bryzgalov
Feb. 14, 2012	vs. Toronto	Paul Byron	scored	vs. Jonas Gustavsson
Apr. 6, 2011	vs. Edmonton	Alex Tanguay	failed	vs. Nikolai Khabibulin
Mar. 6, 2011	vs. Nashville	Jarome Iginla	scored	vs. Pekka Rinne
Feb. 11, 2011	vs. Anaheim	Olli Jokinen	failed	vs. Curtis McElhinney
Dec. 16, 2010	vs. Toronto	Jarome Iginla	failed	vs. Jonas Gustavsson
Mar. 15, 2009	vs. Detroit	Curtis Glencross	failed	vs. Jimmy Howard
Oct. 24, 2006	vs. Phoenix	Daymond Langkow	failed	vs. Curtis Joseph
Oct. 5, 2006	at Edmonton	Jarome Iginla	failed	vs. Dwayne Roloson
Mar. 31, 2006	vs. Colorado	Matthew Lombardi	scored	vs. Peter Budaj
Dec. 1, 2005	at Detroit	Shean Donovan	failed	vs. Jimmy Howard
Nov. 10, 2005	at Phoenix	Jarome Iginla	scored	vs. Curtis Joseph
Nov. 7, 2005	vs. Vancouver	Chuck Kobasew	failed	vs. Alex Auld
Oct. 29, 2005	at San Jose	Tony Amonte	failed	vs. Nolan Schaefer
Oct. 23, 2005	at Los Angeles	Marcus Nilson	failed	vs. Mathieu Garon
Mar. 5, 2004	at Dallas	Shean Donovan	failed	vs. Marty Turco
Jan. 27, 2004	at Phoenix	Shean Donovan	scored	vs. Sean Burke
Jan. 3, 2004	vs. Vancouver	Jarome Iginla	failed	vs. Alex Auld
Dec. 26, 2003	vs. Vancouver	Oleg Saprykin	failed	vs. Dan Cloutier
Dec. 2, 2003	vs. San Jose	Shean Donovan	scored	vs. Vesa Toskala
Mar. 15, 2003	at San Jose	Jarome Iginla	failed	vs. Vesa Toskala
Apr. 2, 2002	vs. Atlanta	Scott Nichol	scored	vs. Milan Hnilicka
Jan. 22, 2002	vs. Toronto	Jarome Iginla	failed	vs. Curtis Joseph
Dec. 8, 2001	vs. Anaheim	Jarome Iginla	failed	vs. Jean-Sebastien Giguere
Feb 27, 1998	vs. Vancouver	Hnat Domenichelli	scored	vs. Arturs Irbe
Oct. 24, 1996	vs. Pittsburgh	Robert Reichel	scored	vs. Tom Barrasso
Oct. 22, 1996	vs. Colorado	Theoren Fleury	scored	vs. Patrick Roy
Dec. 11, 1995	vs. Los Angeles	Steve Chiasson	scored	vs. Byron Dafeo
Feb. 7, 1994	vs. Edmonton	Robert Reichel	scored	vs. Bill Ranford
Oct. 31, 1993	at Winnipeg	Paul Ranheim	scored	vs. Bob Essensa
Jan. 23, 1993	vs. Pittsburgh	Joe Nieuwendyk	failed	vs. Ken Wregget
Dec. 27, 1992	at Edmonton	C.J. Young	failed	vs. Bill Ranford
Dec. 11, 1992	at Toronto	Theoren Fleury	scored	vs. Rick Wamsley
Feb. 23, 1991	vs. Quebec	Theoren Fleury	scored	vs. Jacques Cloutier
Apr. 4, 1990	vs. Los Angeles	Al MacInnis	scored	vs. Kelly Hrudey (Playoffs)
Oct. 7, 1989	vs. NY Islanders	Doug Gilmour	failed	vs. Mark Fitzpatrick
Feb. 22, 1989	vs. Toronto	Hakan Loob	failed	vs. Jeff Reese
Dec. 16, 1988	at Vancouver	Joe Nieuwendyk	scored	vs. Steve Weeks
Dec. 12, 1988	at Toronto	Joe Nieuwendyk	failed	vs. Jeff Reese
Mar. 19, 1988	at Quebec	Mike Bullard	failed	vs. Mario Brunetta
Mar. 10, 1988	vs. Winnipeg	Hakan Loob	failed	vs. Daniel Berthiaume
Mar. 28, 1987	at Los Angeles	Joe Mullen	scored	vs. Al Jensen, disallowed illegal stick
Feb. 14, 1987	at Minnesota	Joe Mullen	scored	vs. Kari Takko
Dec. 2, 1986	vs. NY Islanders	Joe Mullen	scored	vs. Kelly Hrudey
Oct. 28, 1986	at Minnesota	Perry Berezan	scored	vs. Don Beaupre
Oct. 13, 1984	vs. Quebec	Jim Peplinski	scored	vs. Mario Gosselin
Dec. 19, 1983	vs. Winnipeg	Doug Risebrough	scored	vs. Doug Soetaert
Mar. 14, 1983	at New Jersey	Paul Reinhart	scored	vs. Ron Low
Nov. 18, 1982	at Philadelphia	Lanny McDonald	failed	vs. Pelle Lindbergh
Jan. 13, 1981	vs. NY Rangers	Bob MacMillan	failed	vs. Doug Soetaert
Jan. 8, 1981	vs. Washington	Kent Nilsson	failed	vs. Rollie Boutin
Oct. 9, 1976	vs. Philadelphia	Curt Bennett	scored	vs. Bernie Parent
Jan. 2, 1975	vs. Montreal	Jacques Richard	failed	vs. Ken Dryden
Feb. 16, 1974	at Toronto	Bob Leiter	scored	vs. Dunc Wilson

**PENALTY SHOTS AGAINST****16 GOALS AGAINST IN 45 ATTEMPTS**

Jan. 24, 2016	at Carolina	Elias Lindholm	scored	vs. Karri Ramo
Dec. 15, 2015	at Nashville	Cody Hodgson	scored	vs. Karri Ramo
Dec. 12, 2013	vs. Carolina	Jeff Skinner	failed	vs. Karri Ramo
Oct. 19, 2013	at San Jose	Brent Burns	failed	vs. Karri Ramo
Mar. 18, 2013	at Dallas	Antoine Roussel	failed	vs. Joey MacDonald
Dec. 6, 2011	vs. Carolina	Jiri Tlusty	scored	vs. Miikka Kiprusoff
Mar. 20, 2011	at Anaheim	Bobby Ryan	failed	vs. Henrik Karlsson
Mar. 4, 2011	vs. Columbus	Antoine Vermette	failed	vs. Miikka Kiprusoff
Mar. 4, 2011	vs. Columbus	Matt Calvert	failed	vs. Miikka Kiprusoff
Nov. 27, 2010	at Pittsburgh	Sidney Crosby	failed	vs. Miikka Kiprusoff
Oct. 30, 2010	vs. Washington	David Steckel	scored	vs. Henrik Karlsson
Jan. 21, 2010	vs. Chicago	Patrick Kane	failed	vs. Miikka Kiprusoff
Dec. 30, 2009	vs. Los Angeles	Dustin Brown	failed	vs. Miikka Kiprusoff
Nov. 4, 2009	at Dallas	Brendan Morrow	failed	vs. Curtis McElhinney
Nov. 6, 2008	vs. Nashville	Vernon Fiddler	scored	vs. Miikka Kiprusoff
Feb. 15, 2008	vs. Los Angeles	Jeff Giuliano	failed	vs. Miikka Kiprusoff
Feb. 3, 2006	vs. Vancouver	Alexandre Burrows	failed	vs. Miikka Kiprusoff
Dec. 29, 2005	vs. Minnesota	Brian Rolston	failed	vs. Miikka Kiprusoff
Nov. 12, 2005	vs. Colordao	Alex Tanguay	scored	vs. Miikka Kiprusoff
Oct. 17, 2005	vs. Phoenix	Oleg Saprykin	failed	vs. Miikka Kiprusoff
Dec. 29, 2003	vs. Minnesota	Richard Park	scored	vs. Miikka Kiprusoff
Mar. 16, 2003	at Anaheim	Paul Kariya	failed	vs. Jamie McLennan
Dec. 29, 2002	vs. Anaheim	Petr Sykora	failed	vs. Roman Turek
Apr. 9, 2002	at Atlanta	Jeff Cowan	failed	vs. Roman Turek
Jan. 11, 2002	vs. Phoenix	Michal Handzus	failed	vs. Roman Turek
Apr. 7, 2001	vs. Los Angeles	Zigmund Palffy	failed	vs. Fred Brathwaite
Dec. 7, 1998	vs. Dallas	Mike Modano	failed	vs. Tyler Moss
Apr. 13, 1998	at Los Angeles	Rob Blake	failed	vs. Dwayne Roloson
Mar. 22, 1998	vs. St. Louis	Darren Turcotte	failed	vs. Rick Tabaracci
Nov. 1, 1997	at Colorado	Joe Sakic	scored	vs. Tyler Moss
Jan. 14, 1996	at Colorado	Joe Sakic	scored	vs. Trevor Kidd
Mar. 7, 1995	at Chicago	Jeremy Roenick	failed	vs. Andrei Trefilov
Feb. 6, 1995	vs. Winnipeg	Teemu Selanne	failed	vs. Trevor Kidd
Nov. 24, 1993	vs. Toronto	Wendel Clark	scored	vs. Trevor Kidd
Jan. 16, 1992	at NY Rangers	Paul Broten	scored	vs. Michael Vernon
Oct. 19, 1991	at Vancouver	Gino Odjick	scored	vs. Michael Vernon
Mar. 14, 1989	at New Jersey	Kirk Muller	failed	vs. Michael Vernon
Dec. 23, 1988	at Edmonton	Craig MacTavish	scored	vs. Michael Vernon
Jan. 16, 1987	at Vancouver	Stan Smyl	scored	vs. Michael Vernon
Jan. 1, 1985	at Winnipeg	Bengt Lundholm	failed	vs. Rejean Lemelin
Dec. 6, 1983	at Quebec	Dale Hunter	scored	vs. Rejean Lemelin
Oct. 23, 1983	at Chicago	Denis Savard	failed	vs. Don Edwards
Jan. 3, 1979	at Toronto	Dan Maloney	failed	vs. Dan Bouchard
Feb. 9, 1978	at Los Angeles	Hartland Monahan	failed	vs. Dan Bouchard
Feb. 10, 1974	vs. Los Angeles	Whitey Widing	scored	vs. Phil Myre



# ALL-TIME LEADERS

## GAMES PLAYED

Jarome Iginla	1219	Miikka Kiprusoff (G)	576	Hakan Loob	450
Robyn Regehr	826	Tim Hunter	545	Tom Lysiak	445
Al MacInnis	803	Eric Vail	539	Bill Clement	444
Theoren Fleury	791	Michael Vernon (G)	526	Kent Nilsson	425
Joel Otto	730	Paul Reinhart	517	Robert Reichel	425
Jim Peplinski	711	Guy Chouinard	514	Curtis Glencross	418
Gary Suter	617	Craig Conroy	507	Colin Patterson	416
Mark Giordano	592	Lanny McDonald	492	Matt Stajan	409
Jamie Macoun	586	Rey Comeau	468	Curt Bennett	405
Gary Roberts	585	Ken Houston	462	Dan Bouchard (G)	398
Joe Nieuwendyk	577	Willi Plett	452	Ron Stern	396

## POINTS

Jarome Iginla	1095	Gary Suter	565	Eric Vail	452
Theoren Fleury	830	Kent Nilsson	562	Paul Reinhart	444
Al MacInnis	822	Guy Chouinard	529	Tom Lysiak	431
Joe Nieuwendyk	616	Gary Roberts	505	Hakan Loob	429

## GOALS

Jarome Iginla	525	Kent Nilsson	229	Guy Chouinard	193
Theoren Fleury	364	Lanny McDonald	215	Hakan Loob	193
Joe Nieuwendyk	314	Al MacInnis	213	Joe Mullen	190
Gary Roberts	257	Eric Vail	206	Joel Otto	167

## ASSISTS

Al MacInnis	609	Guy Chouinard	336	Tom Lysiak	276
Jarome Iginla	570	Paul Reinhart	335	Jim Peplinski	263
Theoren Fleury	466	Kent Nilsson	333	Joel Otto	261
Gary Suter	437	Joe Nieuwendyk	302	Gary Roberts	248

## PENALTY MINUTES

Tim Hunter	2405	Theoren Fleury	1339	Gary Suter	872
Gary Roberts	1736	Ron Stern	1288	Jarome Iginla	831
Joel Otto	1642	Willi Plett	1267	Robyn Regehr	802
Jim Peplinski	1467	Al MacInnis	944	Sandy McCarthy	730

# ALL-TIME LEADERS

CONTINUED

## FIVE-GOAL GAMES

Joe Nieuwendyk	1
----------------	---

## FOUR-GOAL GAMES

Joe Mullen	2	Mark Hunter	1	Jim Peplinski	1
Joe Nieuwendyk	2	Jarome Iginla	1	Gary Roberts	1
Kent Nilsson	2	Hakan Loob	1	Marc Savard	1
Sam Bennett	1	Brian MacLellan	1	Garry Unger	1
Jiri Hrdina	1	Keith McCreary	1		

## THREE-GOAL GAMES

Theoren Fleury	13	Ivan Boldirev	2	Josh Jooris	1
Kent Nilsson	13	Guy Chouinard	2	Chuck Kobasew	1
Jarome Iginla	12	Bill Clement	2	Dave Kryskow	1
Joe Nieuwendyk	10	Micheal Frolik	2	Dan Labraaten	1
Gary Roberts	10	Jiri Hrdina	2	Daymond Langkow	1
Lanny McDonald	9	Olli Jokinen	2	Gary Leeman	1
Hakan Loob	6	Gary McAdam	2	Bob Leiter	1
Eddy Beers	5	Keith McCreary	2	Matthew Lombardi	1
Joe Mullen	5	Joel Otto	2	Tom Lysiak	1
Eric Vail	5	Marc Savard	2	Al MacInnis	1
Ken Houston	4	Cory Stillman	2	Brian MacLellan	1
Robert Reichel	4	German Titov	2	Marty McInnis	1
Rene Bourque	3	Carey Wilson	2	David Moss	1
Michael Cammalleri	3	Mikael Backlund	1	Dana Murzyn	1
Johnny Gaudreau	3	Sam Bennett	1	Owen Nolan	1
Curtis Glencross	3	Valeri Bure	1	Jim Peplinski	1
Mark Hunter	3	Rey Comeau	1	Jean Pronovost	1
Bob MacMillan	3	Shean Donovan	1	Paul Ranheim	1
Sergei Makarov	3	Barry Gibbs	1	Mason Raymond	1
Willi Plett	3	Bobby Gould	1	Paul Reinhart	1
Ron Stern	3	Brett Hull	1		
Curt Bennett	2	Kristian Huselius	1		

Includes four- and five-goal games.

**ALL-TIME LEADERS**

CONTINUED

**MULTI-GOAL GAMES**

Jarome Iginla	94	Keith McCreary	4	Hnat Domenichelli	1
Theoren Fleury	47	Owen Nolan	4	Ted Drury	1
Joe Nieuwendyk	47	Doug Risebrough	4	Deryk Engelland	1
Lanny McDonald	36	Sam Bennett	3	Kari Eloranta	1
Guy Chouinard	33	Perry Berezan	3	Paul Fenton	1
Eric Vaill	33	Andrew Cassels	3	Andrew Ference	1
Gary Roberts	30	Micheal Frolik	3	Aaron Gavey	1
Kent Nilsson	29	Dave Gagner	3	Markus Granlund	1
Robert Reichel	22	Mark Giordano	3	Marc Habscheid	1
Hakan Loob	21	John Gould	3	Niklas Hagman	1
Tom Lysiak	21	Jamie Hislop	3	Roman Hamrlik	1
Joe Mullen	18	Phil Housley	3	Paul Henderson	1
Willi Plett	18	David Jones	3	Jonas Hoglund	1
Michael Cammalleri	16	Brian MacLellan	3	Phil Housley	1
Bob MacMillan	16	Marty McInnis	3	Cale Hulse	1
Joel Otto	15	Michael Nylander	3	Tim Jackman	1
Curt Bennett	13	Jean Pronovost	3	Jim Jackson	1
Rene Bourque	13	Leon Rochefort	3	Kari Jalonen	1
Ken Houston	13	Matt Stajan	3	Ed Kea	1
Johnny Gaudreau	12	Tony Amonte	2	Kelly Kisio	1
Kristian Huselius	12	Brent Ashton	2	Tom Kostopoulos	1
Daymond Langkow	12	Ivan Boldirev	2	Paul Kruse	1
Valeri Bure	11	Lance Bouma	2	Dave Kryskow	1
Rey Comeau	11	Dustin Boyd	2	Dan Labraaten	1
Curtis Glencross	11	Roman Cervenka	2	Bobby Lalonde	1
Al MacInnis	11	Chris Drury	2	Gary Leeman	1
German Titov	11	Bryan Hextall	2	Jordan Leopold	1
Doug Gilmour	10	Ernie Hicke	2	Jocelyn Lemieux	1
Sergei Makarov	10	Jiri Hrdina	2	Dave Lowry	1
Marc Savard	10	Tim Hunter	2	Jamie Lundmark	1
Cory Stillman	10	Josh Jooris	2	Toni Lydman	1
Carey Wilson	10	Sheldon Kennedy	2	Jamie Macoun	1
Craig Conroy	9	Chuck Kobasew	2	Randy Manery	1
Kevin Lavallee	9	Red Laurence	2	Gary McAdam	1
Colin Patterson	9	Gerry Meehan	2	Corey Millen	1
Jim Peplinski	9	Brendan Morrison	2	Derek Morris	1
Paul Ranheim	9	Dion Phaneuf	2	Lew Morrison	1
Mel Bridgman	8	Harold Phillipoff	2	Richard Mulhern	1
Mike Bullard	8	Mason Raymond	2	Marty Murray	1
Matthew Lombardi	8	Steve Reinprecht	2	Dana Murzyn	1
Dan Quinn	7	Darcy Rota	2	Rob Niedermayer	1
Paul Reinhart	7	Oleg Saprykin	2	Marcus Nilson	1
Larry Romanchych	7	Jeff Shantz	2	Eric Nystrom	1
Gary Suter	7	Bobby Simpson	2	Michel Petit	1
Eddy Beers	6	Ron Stern	2	Ronald Petrovicky	1
Martin Gelinas	6	Steve Tambellini	2	Wayne Primeau	1
Brett Hull	6	Wes Walz	2	Pat Quinn	1
David Moss	6	Dennis Wideman	2	Byron Ritchie	1
Mikael Backlund	5	Clarke Wilm	2	Kris Russell	1
Mike Eaves	5	Akim Aliu	1	Phil Russell	1
Jiri Hudler	5	Paul Baxter	1	Chris Simon	1
Mark Hunter	5	Steve Begin	1	Martin St. Louis	1
Richard Kromm	5	Todd Bertuzzi	1	Lee Stempniak	1
Bob Leiter	5	Craig Berube	1	John Tonelli	1
Don Lever	5	T.J. Brodie	1	Jason Weimer	1
Sean Monahan	5	Paul Byron	1	Jamie Wright	1
John Stewart	5	Gino Cavallini	1	C.J. Young	1
Alex Tanguay	5	Chris Clark	1	Zarley Zalapski	1
Steve Bozek	4	Joe Colborne	1		
Bill Clement	4	Rene Corbet	1		
Bill Flett	4	Denis Cyr	1		
Hilliard Graves	4	Nigel Dawes	1		
Olli Jokinen	4	Bobby Dollas	1		
Dean McAmmond	4	Shean Donovan	1		

# ALL-TIME TOP SEASONS

## MOST POINTS

131	Kent Nilsson	1980-81	89	Jarome Iginla	2008-09	79	Sergei Makarov	1990-91	
110	Joe Mullen	1988-89	88	Robert Reichel	1992-93		Gary Roberts	1992-93	
108	Bob MacMillan	1978-79	87	Joe Mullen	1986-87	78	Theoren Fleury	1997-98	
107	Guy Chouinard	1978-79	86	Sergei Makarov	1989-90		Johnny Gaudreau	2015-16	
106	Hakan Loob	1987-88		Jarome Iginla	2010-11	77	Tom Lysiak	1974-75	
104	Kent Nilsson	1982-83	85	Joe Mullen	1987-88		Guy Chouinard	1979-80	
	Theoren Fleury	1990-91		Doug Gilmour	1988-89		Al MacInnis	1991-92	
103	Mike Bullard	1987-88		Hakan Loob	1988-89		Kristian Huselius	2006-07	
	Al MacInnis	1990-91		Joe Nieuwendyk	1990-91		Daymond Langkow	2006-07	
100	Theoren Fleury	1992-93		Theoren Fleury	1993-94	76	Al MacInnis	1986-87	
99	Kent Nilsson	1984-85	84	Gary Roberts	1993-94		Gary Suter	1989-90	
98	Lanny McDonald	1982-83	83	Eric Vail	1978-79		Jiri Hudler	2014-15	
	Jarome Iginla	2007-08		Guy Chouinard	1980-81		75	Mel Bridgman	1981-82
96	Theoren Fleury	1995-96		Al MacInnis	1987-88		Paul Reinhart	1982-83	
	Jarome Iginla	2001-02	82	Tom Lysiak	1975-76		Eddy Beers	1983-84	
95	Joe Nieuwendyk	1989-90		Joe Nieuwendyk	1988-89		Joe Nieuwendyk	1992-93	
94	Jarome Iginla	2006-07		Al MacInnis	1993-94		Joe Nieuwendyk	1993-94	
93	Kent Nilsson	1979-80		Michael Cammalleri	2008-09		Valeri Bure	1999-00	
	Robert Reichel	1993-94	81	Tom Lysiak	1976-77		Craig Conroy	2001-02	
92	Joe Nieuwendyk	1987-88		Doug Gilmour	1990-91				
91	Gary Suter	1987-88		Gary Suter	1992-93				
	Doug Gilmour	1989-90		Alex Tanguay	2006-07				
90	Al MacInnis	1989-90	80	Guy Chouinard	1981-82				
	Gary Roberts	1991-92		Kent Nilsson	1983-84				

## MOST GOALS

66	Lanny McDonald	1982-83	39	Eric Vail	1974-75	32	Eric Vail	1976-77
53	Gary Roberts	1991-92		Gary Roberts	1989-90		Kevin LaVallee	1981-82
52	Jarome Iginla	2000-01		Jarome Iginla	2006-07		Jarome Iginla	2009-10
51	Joe Nieuwendyk	1987-88		Michael Cammalleri	2008-09		Jarome Iginla	2011-12
	Joe Mullen	1988-89	38	Willi Plett	1980-81	31	Curt Bennett	1974-75
	Joe Nieuwendyk	1988-89		Joe Nieuwendyk	1992-93		Tom Lysiak	1975-76
	Theoren Fleury	1990-91		Gary Roberts	1992-93		Bob MacMillan	1977-78
50	Guy Chouinard	1978-79	37	Bob MacMillan	1978-79		Guy Chouinard	1979-80
	Hakan Loob	1987-88		Hakan Loob	1984-85		Guy Chouinard	1980-81
	Jarome Iginla	2007-08		Kent Nilsson	1984-85		Kent Nilsson	1983-84
49	Kent Nilsson	1980-81	36	Eddy Beers	1983-84		Hakan Loob	1985-86
48	Mike Bullard	1987-88		Joe Mullen	1989-90		Theoren Fleury	1989-90
47	Joe Mullen	1986-87		Joe Nieuwendyk	1993-94		Jarome Iginla	2000-01
46	Kent Nilsson	1982-83	35	Eric Vail	1978-79		Jiri Hudler	2014-15
	Theoren Fleury	1995-96		Valeri Bure	1999-00		Sean Monahan	2014-15
45	Joe Nieuwendyk	1989-90		Jarome Iginla	2002-03	30	Tom Lysiak	1976-77
	Joe Nieuwendyk	1990-91		Jarome Iginla	2005-06		Jim Peplinski	1981-82
43	Jarome Iginla	2010-11		Jarome Iginla	2008-09		Hakan Loob	1983-84
41	Gary Roberts	1993-94	34	Curt Bennett	1975-76		Dan Quinn	1985-86
	Jarome Iginla	2003-04		Lanny McDonald	1981-82		Sergei Makarov	1990-91
40	Kent Nilsson	1979-80		Theoren Fleury	1992-93		Daymond Lankow	2007-08
	Joe Mullen	1987-88		Kristian Huselius	2006-07		Johnny Gaudreau	2015-16
	Robert Reichel	1992-93	33	Willi Plett	1976-77			
	Robert Reichel	1993-94		Lanny McDonald	1983-84			
	Theoren Fleury	1993-94		Theoren Fleury	1991-92			
				Daymond Lankow	2006-07			

**ALL-TIME TOP SEASONS** CONTINUED**MOST ASSISTS**

82	Kent Nilsson	1980-81	57	Guy Chouinard	1978-79	50	Gary Suter	1985-86
75	Al MacInnis	1990-91		Guy Chouinard	1981-82		Joe Nieuwendyk	1989-90
71	Bob MacMillan	1978-79		Al MacInnis	1985-86		Theoren Fleury	1995-96
70	Gary Suter	1987-88		Al MacInnis	1991-92	49	Paul Reinhart	1980-81
67	Doug Gilmour	1989-90	56	Al MacInnis	1986-87		Mel Bridgman	1981-82
66	Theoren Fleury	1992-93		Hakan Loob	1987-88		Kent Nilsson	1983-84
62	Kent Nilsson	1984-85	55	Mike Bullard	1987-88		Gary Suter	1988-89
	Al MacInnis	1989-90		Jarome Iginla	2006-07		Sergei Makarov	1990-91
	Sergei Makarov	1989-90	54	Al MacInnis	1993-94	48	Eric Vail	1978-79
61	Doug Gilmour	1990-91		Jarome Iginla	2008-09		Paul Reinhart	1981-82
60	Gary Suter	1989-90	53	Kent Nilsson	1979-80		Carey Wilson	1984-85
59	Guy Chouinard	1982-83		Paul Reinhart	1986-87		Sergei Makarov	1991-92
	Doug Gilmour	1988-89		Theoren Fleury	1990-91		Robert Reichel	1992-93
	Joe Mullen	1988-89		Robert Reichel	1993-94		Craig Conroy	2001-02
	Alex Tanguay	2006-07	52	Tom Lysiak	1974-75		Jarome Iginla	2007-08
58	Kent Nilsson	1982-83		Guy Chouinard	1980-81		Johnny Gaudreau	2015-16
	Paul Reinhart	1982-83		Al MacInnis	1984-85			
	Al MacInnis	1987-88	51	Tom Lysiak	1975-76			
	Al MacInnis	1988-89		Tom Lysiak	1976-77			
	Hakan Loob	1988-89		Pekka Rautakallio	1981-82			
	Gary Suter	1990-91		Theoren Fleury	1997-98			
	Gary Suter	1992-93						

**MOST PENALTY MINUTES**

375	Tim Hunter	1988-89	243	Ron Stern	1993-94	194	Paul Baxter	1985-86
361	Tim Hunter	1986-87	241	Jim Peplinski	1988-89		Mark Hunter	1988-89
338	Ron Stern	1991-92	239	Willi Plett	1980-81	192	Joel Otto	1987-88
337	Tim Hunter	1987-88	234	Jim Peplinski	1987-88	188	Joel Otto	1985-86
291	Tim Hunter	1985-86	231	Willi Plett	1979-80	186	Theoren Fleury	1993-94
288	Willi Plett	1981-82	222	Gary Roberts	1989-90	185	Joel Otto	1986-87
282	Gary Roberts	1987-88	214	Jim Peplinski	1985-86		Paul Kruse	1993-94
279	Tim Hunter	1989-90	213	Willi Plett	1978-79	183	Joel Otto	1990-91
271	Neil Sheehy	1985-86		Joel Otto	1988-89	182	Paul Baxter	1983-84
259	Tim Hunter	1984-85	209	Craig Berube	1992-93		Dion Phaneuf	2007-08
252	Gary Roberts	1990-91	208	Todd Simpson	1996-97	181	Jim Peplinski	1986-87
250	Gary Roberts	1988-89	207	Gary Roberts	1991-92			
	Chris Simon	2003-04		Ron Stern	1992-93			
247	Krzysztof Oliwa	2003-04	197	Theoren Fleury	1997-98			

**ALL-TIME TOP SEASONS** CONTINUED**MOST WINS**

45	Miikka Kiprusoff	2008-09	29	Rejean Lemelin	1985-86	20	Dan Bouchard	1974-75
42	Miikka Kiprusoff	2005-06		Michael Vernon	1992-93	19	Dan Bouchard	1973-74
40	Miikka Kiprusoff	2006-07	27	Roman Turek	2002-03		Dan Bouchard	1975-76
39	Michael Vernon	1987-88	26	Michael Vernon	1993-94		Dan Bouchard	1979-80
	Miikka Kiprusoff	2007-08		Jonas Hiller	2014-15		Pat Riggan	1981-82
37	Michael Vernon	1988-89	25	Dan Bouchard	1977-78		Rick Tabaracci	1995-96
	Miikka Kiprusoff	2010-11		Fred Brathwaite	1999-00			
35	Miikka Kiprusoff	2009-10	24	Michael Vernon	1991-92			
	Miikka Kiprusoff	2011-12		Miikka Kiprusoff	2003-04			
32	Dan Bouchard	1978-79	23	Dan Bouchard	1979-80			
31	Michael Vernon	1990-91		Michael Vernon	1989-90			
30	Rejean Lemelin	1984-85	22	Trevor Kidd	1994-95			
	Michael Vernon	1986-87	21	Pat Riggan	1980-81			
	Roman Turek	2001-02		Rejean Lemelin	1983-84			
				Trevor Kidd	1996-97			

**MOST LOSSES**

30	Michael Vernon	1991-92	22	Rick Tabaracci	1997-98
29	Roman Turek	2002-03		Miikka Kiprusoff	2011-12
28	Roman Turek	2001-02	21	Dan Bouchard	1978-79
	Miikka Kiprusoff	2009-10		Michael Vernon	1986-87
26	Michael Vernon	1992-93		Trevor Kidd	1995-96
	Miikka Kiprusoff	2007-08	20	Miikka Kiprusoff	2005-06
25	Fred Brathwaite	1999-00	19	Dan Bouchard	1979-80
24	Rejean Lemelin	1985-86		Pat Riggan	1981-82
	Miikka Kiprusoff	2006-07		Don Edwards	1983-84
	Miikka Kiprusoff	2008-09		Michael Vernon	1990-91
	Miikka Kiprusoff	2010-11		Jonas Hiller	2014-15
23	Phil Myre	1972-73			
	Trevor Kidd	1996-97			
	Michael Vernon	2000-01			

# FLAMES CAREER SCORING

PLAYER	GP	G	A	PTS	PIM
1 Iginla, Jarome	1219	525	570	1095	831
2 Fleury, Theoren	791	364	466	830	1339
3 MacInnis, Al	803	213	609	822	944
4 Nieuwendyk, Joe	577	314	302	616	330
5 Suter, Gary	617	128	437	565	872
6 Nilsson, Kent	425	229	333	562	90
7 Chouinard, Guy	514	193	336	529	110
8 Roberts, Gary	585	257	248	505	1736
9 Vail, Eric	539	206	246	452	246
10 Reinhart, Paul	517	109	335	444	203
11 Lysiak, Tom	445	155	276	431	329
12 Loob, Hakan	450	193	236	429	189
13 Otto, Joel	730	167	261	428	1642
14 Peplinski, Jim	711	161	263	424	1467
15 McDonald, Lanny	492	215	191	406	408
16 Mullen, Joe	345	190	198	388	95
17 Reichel, Robert	425	153	201	354	217
18 Conroy, Craig	507	97	211	308	276
19 Giordano, Mark	592	87	214	301	520
20 Plett, Willi	452	150	149	299	1267
T-21 MacMillan, Bob	308	122	173	295	111
T-21 Gilmour, Doug	266	81	214	295	286
23 Makarov, Sergei	297	94	198	292	199
24 Langkow, Daymond	392	123	165	288	159
25 Tanguay, Alex	342	86	198	284	166
26 Houston, Ken	462	128	145	273	516
27 Bennett, Curt	405	126	140	266	190
28 Wilson, Carey	355	102	161	263	160
29 Macoun, Jamie	586	62	184	246	664
30 Glencross, Curtis	418	114	128	242	290
31 Housley, Phil	328	50	188	238	140
32 Stillman, Cory	393	109	126	235	192
T-33 Titov, German	345	107	121	228	142
T-33 Phaneuf, Dion	378	75	153	228	522
35 Clement, Bill	444	85	139	224	197
36 Comeau, Rey	468	88	126	214	153
37 Ranheim, Paul	354	94	100	194	105
T-38 Bure, Valeri	256	93	99	192	100
T-38 Beers, Eddy	226	87	105	192	232
T-38 Hudler, Jiri	248	68	124	192	69
41 Quinn, Dan	222	72	119	191	100
42 Patterson, Colin	416	88	99	187	187
43 Huseilus, Kristian	216	74	108	182	102
44 Cammalleri, Michael	216	89	89	178	111
45 Backlund, Mikael	380	72	103	175	143
46 Manery, Randy	377	30	142	172	242
47 Risebrough, Doug	247	68	101	169	583
48 Lombardi, Matthew	347	65	102	167	225
49 Jokinen, Olli	236	59	106	165	169
50 Bourque, Rene	249	88	76	164	241
T-51 Romanchych, Larry	288	68	95	163	100
T-51 Morris, Derek	343	34	129	163	385
T-51 Regehr, Robyn	827	29	134	163	802
54 Monahan, Sean	237	80	79	159	38

PLAYER	GP	G	A	PTS	PIM
55 Bullard, Mike	136	76	81	157	102
56 Stajan, Matt	409	49	106	155	211
T-57 Savard, Marc	221	60	94	154	158
T-57 Rautakallio, Pekka	235	33	121	154	122
T-59 Leiter, Bobby	234	64	81	145	41
T-59 Brodie, T.J.	336	25	120	145	92
T-61 Bozek, Steve	261	64	79	143	80
T-61 Gaudreau, Johnny	160	55	88	143	34
63 Russell, Phil	322	29	103	132	469
64 LaVallee, Kevin	212	66	65	131	63
T-65 Stern, Ron	396	59	66	125	1288
T-65 Bridgman, Mel	142	45	80	125	197
67 Moss, David	317	61	63	124	94
68 Wideman, Dennis	223	27	91	118	94
69 Tonelli, John	161	40	76	116	164
70 Kea, Ed	316	22	92	114	283
71 Pronovost, Jean	155	52	58	110	42
T-72 Hunter, Tim	545	49	59	108	2405
T-72 Nylander, Michael	168	34	74	108	54
T-72 Eloranta, Kari	255	12	96	108	149
75 Lever, Don	113	48	58	106	66
76 Kromm, Richard	189	43	61	104	90
77 Richard, Jacques	215	57	46	103	108
78 Konroyd, Steve	350	18	83	101	386
79 Colborne, Joe	217	37	63	100	104
T-80 McCreary, Keith	231	49	50	99	91
T-80 Quinn, Pat	374	12	87	99	555
82 Hislop, Jamie	215	37	61	98	65
83 Bouwmeester, Jay	279	18	79	97	134
84 Yelle, Stephane	339	31	65	96	174
T-85 Lalonde, Bobby	155	38	56	94	54
T-85 Hrdina, Jiri	157	36	58	94	63
T-87 Eaves, Mike	117	28	65	93	30
T-87 Lydman, Toni	289	19	74	93	140
89 Mulhern, Richard	209	25	67	92	153
90 Graves, Hilliard	172	37	54	91	63
91 Ecclestone, Tim	220	28	62	90	92
92 Gelinac, Martin	157	38	49	87	121
93 Shantz, Jeff	256	33	53	86	151
94 Gould, John	194	35	50	85	47
T-95 Stempniak, Lee	160	31	52	83	56
T-95 McCrimmon, Brad	231	16	67	83	274
T-97 McAmmond, Dean	137	38	43	81	78
T-97 Cassels, Andrew	151	29	52	81	50
T-99 Philippoff, Harold	118	26	53	79	241
T-99 Murdoch, Bob	262	16	63	79	202
101 Russell, Kris	198	15	63	78	40
102 Shand, Dave	288	14	63	77	324
T-103 Saprykin, Oleg	187	29	47	76	132
T-103 Zalapski, Zarley	178	21	55	76	220
105 Chiasson, Steve	168	15	59	74	133
T-106 Berezan, Perry	152	31	42	73	154
T-106 Wilm, Clarke	303	31	42	73	250
108 Amonte, Tony	161	24	48	72	83



# FLAMES CAREER SCORING

CONTINUED

PLAYER	GP	G	A	PTS	PIM	PLAYER	GP	G	A	PTS	PIM
<b>T-109</b> Clark, Chris	278	35	36	71	363	<b>T-162</b> Ribble, Pat	203	12	31	43	188
<b>T-109</b> Kobasew, Chuck	210	34	37	71	160	<b>T-162</b> Hamilton, Dougie	82	12	31	43	46
<b>T-109</b> Leopold, Jordan	233	16	55	71	110	<b>T-165</b> Nilson, Marcus	194	19	23	42	77
<b>T-109</b> Albelin, Tommy	339	12	59	71	92	<b>T-165</b> Hagman, Niklas	106	17	25	42	28
<b>T-113</b> MacLellan, Brian	134	35	35	70	95	<b>T-165</b> Johansson, Roger	150	8	34	42	157
<b>T-113</b> Patrick, James	217	14	56	70	82	<b>T-168</b> Simpson, Bobby	127	23	18	41	94
<b>T-115</b> Lowry, Dave	193	31	38	69	131	<b>T-168</b> Kisio, Kelly	63	14	27	41	34
<b>T-115</b> Aucoin, Adrian	157	20	49	69	83	<b>T-168</b> Meehan, Gerry	62	11	30	41	8
<b>117</b> Gibbs, Barry	208	13	55	68	218	<b>T-171</b> Hextall, Bryan	114	20	20	40	117
<b>118</b> Stewart, John	142	35	32	67	71	<b>T-171</b> Ward, Ed	215	16	24	40	284
<b>119</b> Wiemer, Jason	252	34	32	66	567	<b>T-171</b> Kryskow, Dave	79	15	25	40	65
<b>120</b> Donovan, Shean	175	28	37	65	161	<b>T-171</b> Millen, Corey	92	15	25	40	42
<b>121</b> Hamrlik, Roman	126	14	50	64	144	<b>T-175</b> Nystrom, Eric	204	19	20	39	191
<b>T-122</b> Musil, Frank	335	18	45	63	505	<b>T-175</b> Lundmark, Jamie	99	16	23	39	72
<b>T-122</b> Ference, Andrew	224	10	53	63	210	<b>T-175</b> Butler, Chris	194	5	34	39	92
<b>T-124</b> Jones, David	174	32	30	62	38	<b>T-178</b> Hindmarch, Dave	98	21	17	38	25
<b>T-124</b> Nattress, Ric	226	9	53	62	204	<b>T-178</b> Labraaten, Dan	70	19	19	38	19
<b>T-126</b> Hunter, Mark	133	34	26	60	358	<b>T-178</b> Niedermayer, Rob	111	14	24	38	91
<b>T-126</b> Gagner, Dave	82	27	33	60	48	<b>T-178</b> Babchuk, Anton	104	10	28	38	26
<b>T-126</b> Bouma, Lance	243	24	36	60	139	<b>T-182</b> Bennett, Sam	78	18	19	37	37
<b>129</b> Sarich, Cory	379	10	49	59	462	<b>T-182</b> Josh Jooris	119	16	21	37	55
<b>T-130</b> Reinprecht, Steve	96	17	41	58	28	<b>T-182</b> Hicke, Ernie	58	14	23	37	37
<b>T-130</b> Gauthier, Denis	384	13	45	58	515	<b>T-182</b> Warriner, Rhett	231	11	26	37	239
<b>132</b> Boyd, Dustin	192	28	29	57	35	<b>186</b> Jackman, Tim	209	13	23	36	297
<b>T-133</b> Walz, Wes	92	17	39	56	27	<b>187</b> Matteau, Stephane	82	16	19	35	112
<b>T-133</b> Yawney, Trent	274	11	45	56	368	<b>T-188</b> Laurence, Red	59	14	20	34	6
<b>T-135</b> McCarthy, Sandy	276	30	25	55	730	<b>T-188</b> Kravchuk, Igor	115	4	30	34	23
<b>T-135</b> Murzyn, Dana	201	16	39	55	404	<b>T-188</b> Vernon, Michael (G)	526	0	34	34	192
<b>T-135</b> Baxter, Paul	209	16	39	55	568	<b>191</b> Unger, Garry	79	17	16	33	39
<b>T-138</b> Tambellini, Steve	120	34	20	54	20	<b>T-192</b> Rota, Darcy	57	19	13	32	70
<b>T-138</b> Boldirev, Ivan	65	22	32	54	26	<b>T-192</b> Frolik, Michael	64	15	17	32	24
<b>T-138</b> Morrison, Brendan	94	13	41	54	22	<b>T-192</b> Dawes, Nigel	66	14	18	32	18
<b>T-141</b> Kruse, Paul	246	24	29	53	614	<b>T-195</b> Cavallini, Gino	54	13	17	30	40
<b>T-141</b> Drury, Chris	80	23	30	53	33	<b>T-195</b> Lindsay, Bill	132	9	21	30	183
<b>T-141</b> McInnis, Marty	91	23	30	53	42	<b>T-195</b> Simpson, Todd	214	4	26	30	500
<b>T-141</b> Hulse, Cale	277	10	43	53	449	<b>T-198</b> Cyr, Denis	66	14	15	29	13
<b>145</b> Hull, Brett	57	27	24	51	12	<b>T-198</b> Bradley, Brian	45	10	19	29	16
<b>T-146</b> Hoglund, Jonas	118	25	24	49	28	<b>T-198</b> Dahl, Kevin	179	7	22	29	149
<b>T-146</b> Rochefort, Leon	110	19	30	49	23	<b>T-201</b> Raymond, Mason	86	16	12	28	16
<b>T-148</b> Flett, Bill	102	27	21	48	36	<b>T-201</b> Granlund, Markus	86	14	14	28	24
<b>T-148</b> St. Sauveur, Claude	79	24	24	48	23	<b>T-201</b> Lindberg, Chris	79	11	17	28	35
<b>T-148</b> Sullivan, Mike	205	20	28	48	54	<b>T-201</b> Baertschi, Sven	61	8	20	28	22
<b>T-148</b> Lemieux, Jean	140	10	38	48	35	<b>T-205</b> Nichol, Scott	128	13	14	27	256
<b>T-148</b> Petit, Michel	134	8	40	48	243	<b>T-205</b> McAdam, Gary	46	12	15	27	18
<b>153</b> Sheehy, Neil	222	13	34	47	725	<b>T-205</b> Simon, Chris	85	11	16	27	119
<b>T-154</b> Byron, Paul	130	16	30	46	39	<b>T-208</b> Berube, Craig	234	10	17	27	628
<b>T-154</b> Nazarov, Andrei	112	15	31	46	108	<b>T-209</b> Begin, Steve	159	15	11	26	214
<b>T-154</b> Bourgeois, Charles	162	12	34	46	430	<b>T-209</b> Kostopoulos, Tom	140	11	15	26	101
<b>T-157</b> Jackson, Jim	107	15	30	45	20	<b>T-209</b> Pardy, Adam	147	4	22	26	141
<b>T-157</b> Price, Noel	199	5	40	45	160	<b>T-209</b> Keczmer, Dan	98	3	23	26	72
<b>T-159</b> Harvey, Buster	80	17	27	44	16	<b>T-213</b> Kennedy, Sheldon	71	10	15	25	81
<b>T-159</b> Bertuzzi, Todd	66	15	29	44	74	<b>T-213</b> MacMillan, Bill	78	10	15	25	52
<b>T-159</b> Marsh, Brad	257	3	41	44	317	<b>215</b> Carriere, Larry	100	6	18	24	112
<b>T-162</b> Domenichelli, Hnat	96	20	23	43	31	<b>T-216</b> Leeman, Gary	59	11	12	23	37

# FLAMES CAREER SCORING

CONTINUED

PLAYER	GP	G	A	PTS	PIM
T-216 Corbet, Rene	68	9	14	23	70
T-216 Ferland, Micheal	97	6	17	23	61
T-216 Engelland, Deryk	145	5	18	23	107
T-216 Boughner, Bob	148	5	18	23	293
T-216 Ramage, Rob	80	4	19	23	193
T-222 Comeau, Blake	91	9	13	22	38
T-222 Dahlquist, Chris	151	4	18	22	118
T-224 Gavey, Aaron	67	9	12	21	58
T-224 Petrovicky, Ronald	107	9	12	21	139
T-224 Bouchard, Joel	126	9	12	21	106
T-224 Primeau, Wayne	94	6	15	21	76
T-224 Smith, Steve	102	1	20	21	139
T-229 Ritchie, Byron	109	12	8	20	137
T-229 Hlushko, Todd	76	7	13	20	84
T-229 Wright, Jamie	63	6	14	20	32
T-229 St. Louis, Martin	69	4	16	20	32
T-229 Zaharko, Miles	71	1	19	20	26
T-234 Cowan, Jeff	83	14	5	19	130
T-234 McDonough, Al	35	10	9	19	15
T-234 Ashton, Brent	32	8	11	19	41
T-234 Sweeney, Tim	53	8	11	19	12
T-234 Glynn, Brian	68	5	14	19	87
T-239 Redmond, Dick	42	7	11	18	16
T-239 Habscheid, Marc	46	7	11	18	42
T-239 Torgaev, Pavel	50	6	12	18	18
T-239 White, Ian	43	6	12	18	18
T-239 Horak, Roman	81	5	13	18	16
T-239 Eriksson, Anders	61	1	17	18	36
T-245 Cervenka, Roman	39	9	8	17	14
T-245 Christoff, Steve	45	9	8	17	62
T-245 Galiardi, T.J.	62	4	13	17	21
T-248 Forslund, Tomas	44	5	11	16	12
T-248 Huscroft, Jamie	109	3	13	16	279
T-248 Racine, Yves	46	1	15	16	24
T-248 Bouchard, Dan (G)	398	0	16	16	146
T-252 Jalonen, Kari	34	9	6	15	4
T-252 McGrattan, Brian	137	8	7	15	239
T-252 Dubinsky, Steve	84	4	11	15	18
T-252 Fox, Greg	80	1	14	15	95
T-252 Lemelin, Rejean (G)	324	0	15	15	53
T-257 Mokusak, Carl	42	7	7	14	87
T-257 Evason, Dean	67	7	7	14	38
T-257 Dowd, Jim	48	6	8	14	12
T-257 Dunn, Richie	80	3	11	14	47
T-261 Henderson, Paul	30	7	6	13	6
T-261 Arnason, Chuck	33	7	6	13	13
T-261 McCarty, Darren	99	7	6	13	175
T-261 DeGray, Dale	28	6	7	13	29
T-261 Staios, Steve	57	4	9	13	40
T-261 Allison, Jamie	101	3	10	13	163
T-261 O'Sullivan, Chris	49	2	11	13	14
T-261 Plager, Bill	76	2	11	13	92
T-261 Smith, Derek	83	2	11	13	24
T-270 Friesen, Jeff	72	6	6	12	34

PLAYER	GP	G	A	PTS	PIM
T-270 Fenton, Paul	31	5	7	12	10
T-270 Drury, Ted	34	5	7	12	26
T-270 Wilson, Bert	50	5	7	12	94
T-270 Buzek, Petr	76	4	8	12	28
T-270 Bialowas, Dwight	48	3	9	12	22
T-270 Sloan, Blake	74	2	10	12	32
T-270 Hannan, Scott	78	2	10	12	38
T-278 Smith, Brad	49	7	4	11	69
T-278 Kotalik, Ales	52	7	4	11	37
T-278 Paslawski, Greg	28	6	5	11	2
T-278 Tkaczuk, Daniel	19	4	7	11	14
T-278 Carr, Gene	30	3	8	11	6
T-278 Priakin, Sergei	46	3	8	11	2
T-278 Krivokrasov, Sergei	12	1	10	11	4
T-278 Picard, Noel	57	1	10	11	53
T-286 Meredith, Greg	36	6	4	10	8
T-286 Setoguchi, Devin	19	3	7	10	4
T-286 Johansson, Andreas	28	3	7	10	14
T-286 Dollas, Bobby	49	3	7	10	28
T-286 Kyte, Jim	63	0	10	10	260
T-286 Turek, Roman (G)	152	0	10	10	18
T-286 Kiprusoff, Miikka (G)	576	0	10	10	43
T-293 Fotiu, Nick	51	5	4	9	166
T-293 Lapointe, Claude	32	4	5	9	20
T-293 Johansson, Mathias	46	4	5	9	12
T-293 Montador, Steve	94	4	5	9	201
T-293 Bollig, Brandon	116	3	6	9	191
T-293 Gratton, Norm	29	3	6	9	12
T-293 McKendry, Alex	36	3	6	9	19
T-293 Brown, Arnie	63	3	6	9	46
T-293 Murray, Bob	104	3	6	9	56
T-293 Stiles, Tony	30	2	7	9	20
T-293 Osiecki, Mark	50	2	7	9	24
T-293 Shannon, Darryl	27	1	8	9	22
T-293 Vandermeer, Jim	67	1	8	9	149
T-293 Paradise, Bob	89	1	8	9	116
T-293 Kidd, Trevor (G)	178	0	9	9	12
T-308 Deadmarsh, Butch	61	7	1	8	97
T-308 Lemieux, Jocelyn	20	4	4	8	10
T-308 Nieminen, Ville	19	3	5	8	18
T-308 Godynyuk, Alexander	33	3	5	8	23
T-308 Betts, Blair	35	3	5	8	12
T-313 Lemieux, Kevin	48	4	3	7	68
T-313 Jones, Blair	50	3	4	7	39
T-313 Courteau, Yves	18	2	5	7	4
T-313 Bergqvist, Jonas	22	2	5	7	10
T-313 Werenka, Brad	45	2	5	7	37
T-313 Prust, Brandon	78	2	5	7	202
T-313 Schlegel, Brad	26	1	6	7	4
T-313 Smid, Ladislav	109	1	6	7	81
T-313 Guy, Kevan	42	0	7	7	33
T-322 Murray, Marty	26	3	3	6	6
T-322 Roche, Dave	38	3	3	6	49
T-322 Dingman, Chris	72	3	3	6	166

# FLAMES CAREER SCORING CONTINUED

PLAYER	GP	G	A	PTS	PIM
T-322 Skrudland, Brian	16	2	4	6	10
T-322 Viitakoski, Vesa	23	2	4	6	8
T-322 Harris, Ron	24	2	4	6	8
T-322 Green, Josh	36	2	4	6	24
T-322 Gratton, Benoit	24	1	5	6	24
T-322 Mayers, Jamal	27	1	5	6	53
T-322 Churla, Shane	34	1	5	6	158
T-322 Simard, Martin	37	1	5	6	172
T-322 Sjostrom, Fredrik	46	1	5	6	8
T-322 Zyuzin, Andrei	49	1	5	6	30
T-322 Jokipakka, Jyrki	18	0	6	6	14
T-322 Riggan, Pat (G)	119	0	6	6	11
T-327 MacDonald, Craig	25	3	2	5	8
T-327 Young, C.J.	28	3	2	5	20
T-327 Oliwa, Krzysztof	65	3	2	5	247
T-327 Coxee, Craig	7	2	3	5	32
T-327 Ingarfield, Earl, Jr.	17	2	3	5	6
T-327 Harkins, Todd	20	2	3	5	29
T-327 Nakladal, Jakub	27	2	3	5	6
T-327 Hentunen, Jukka	28	2	3	5	4
T-327 Smyth, Greg	42	2	3	5	110
T-327 Leclerc, Mike	15	1	4	5	8
T-327 Talafous, Dean	18	1	4	5	13
T-327 Volcan, Mickey	19	1	4	5	18
T-327 Reinhart, Max	23	1	4	5	6
T-327 Johnson, Terry	24	1	4	5	71
T-327 Sabourin, Ken	27	1	4	5	72
T-327 Borschevsky, Nikolai	8	0	5	5	0
T-327 Wotherspoon, Tyler	26	0	5	5	4
T-327 Stuart, Brad	27	0	5	5	18
T-327 Reese, Jeff (G)	39	0	5	5	16
T-327 Holt, Randy	56	0	5	5	174
T-327 Myre, Phil (G)	211	0	5	5	23
T-358 Diaz, Raphael	56	2	2	4	10
T-358 Featherstone, Glen	13	1	3	4	19
T-358 Shore, Drew	13	1	3	4	2
T-358 Bureau, Marc	19	1	3	4	8
T-358 Regehr, Richie	20	1	3	4	6
T-358 Sutter, Ron	21	1	3	4	12
T-358 Hay, Dwayne	49	1	3	4	16
T-358 Smith, Mark	54	1	3	4	59
T-358 Engblom, Brian	32	0	4	4	28
T-358 Bowness, Rick	33	0	4	4	29
T-358 Seiling, Rod	36	0	4	4	12
T-358 Roloson, Dwayne (G)	70	0	4	4	12
T-358 Tabaracci, Rick (G)	97	0	4	4	22
T-371 Varlamov, Sergei	8	3	0	3	0
T-371 Gould, Bob	20	3	0	3	4
T-371 Roy, Andre	44	3	0	3	83
T-371 Aliu, Akim	7	2	1	3	26
T-371 Eakin, Bruce	9	2	1	3	4
T-371 Markwart, Nevin	10	2	1	3	25
T-371 Sarault, Yves	11	2	1	3	4
T-371 Andersson, Erik	12	2	1	3	8

PLAYER	GP	G	A	PTS	PIM
T-371 Higgins, Christopher	12	2	1	3	0
T-371 Shinkaruk, Hunter	8	2	1	3	2
T-371 May, Alan	7	1	2	3	1
T-371 Cundari, Mark	8	1	2	3	2
T-371 McTavish, Dale	9	1	2	3	2
T-371 Kronwall, Staffan	11	1	2	3	2
T-371 Kohn, Ladislav	12	1	2	3	4
T-371 Rioux, Pierre	14	1	2	3	4
T-371 Hanowski, Ben	16	1	2	3	2
T-371 Dupont, Micki	18	1	2	3	6
T-371 Johnson, Aaron	22	1	2	3	19
T-371 Marchmont, Bryan	37	1	2	3	75
T-371 Bassen, Bob	41	1	2	3	35
T-371 Pelech, Matt	5	0	3	3	9
T-371 Esau, Len	7	0	3	3	7
T-371 Dwyer, Mike	9	0	3	3	4
T-371 Billins, Chad	10	0	3	3	0
T-371 Hathaway, Garnet	14	0	3	3	31
T-371 Pankewicz, Greg	17	0	3	3	20
T-371 Mohns, Doug	28	0	3	3	10
T-371 O'Brien, Shane	45	0	3	3	58
T-371 Belak, Wade	72	0	3	3	218
T-371 Edwards, Don (G)	114	0	3	3	6
T-371 Brathwaite, Fred (G)	138	0	3	3	45
T-403 Haas, David	2	1	1	2	7
T-403 Hamilton, Freddie	4	1	1	2	0
T-403 Sweeney, Bob	6	1	1	2	6
T-403 Greig, Mark	8	1	1	2	2
T-403 Agostino, Kenny	10	1	1	2	0
T-403 Byers, Jerry	12	1	1	2	9
T-403 Stefaniw, Morris	13	1	1	2	9
T-403 Landry, Eric	15	1	1	2	4
T-403 Sutter, Brett	18	1	1	2	12
T-403 Wappel, Gord	20	1	1	2	10
T-403 Van der Gulik, David	6	0	2	2	0
T-403 Lessard, Rick	7	0	2	2	2
T-403 MacDermid, Lane	7	0	2	2	12
T-403 Breen, Chris	9	0	2	2	5
T-403 Korn, Jim	9	0	2	2	26
T-403 Loyns, Lynn	12	0	2	2	2
T-403 Morgan, Jason	13	0	2	2	2
T-403 Meyer, Stefan	16	0	2	2	17
T-403 Brigley, Travis	19	0	2	2	6
T-403 Street, Ben	19	0	2	2	4
T-403 Ortio, Joni (G)	22	0	2	2	2
T-403 Ramo, Karri (G)	111	0	2	2	10
T-403 Hanson, Keith	25	0	2	2	77
T-403 Dadswell, Doug (G)	27	0	2	2	2
T-403 Ketter, Kerry	41	0	2	2	58
T-403 Hale, David	69	0	2	2	56
T-403 Wamsley, Rick (G)	111	0	2	2	12
T-430 O'Flaherty, Gerry	1	1	0	1	2
T-430 Sieloff, Patrick	1	1	0	1	2
T-430 Botterill, Jason	6	1	0	1	2

# FLAMES CAREER SCORING CONTINUED

PLAYER	GP	G	A	PTS	PIM
T-430 Knight, Corban	9	1	0	1	0
T-430 Chernomaz, Richard	14	1	0	1	6
T-430 Peters, Warren	16	1	0	1	12
T-430 Lemieux, Richard	1	0	1	1	0
T-430 Elson, Turner	1	0	1	1	0
T-430 Bolduc, Dan	2	0	1	1	0
T-430 Botting, Cam	2	0	1	1	0
T-430 Negrin, John	3	0	1	1	2
T-430 Malgunas, Stewart	4	0	1	1	2
T-430 Sabourin, Dany (G)	4	0	1	1	0
T-430 Zemlak, Richard	5	0	1	1	42
T-430 Helenius, Sami	7	0	1	1	8
T-430 Larose, Guy	7	0	1	1	4
T-430 Miller, Brad	8	0	1	1	14
T-430 Poirier, Emile	8	0	1	1	2
T-430 Andersson, Niklas	11	0	1	1	4
T-430 Irving, Leland (G)	13	0	1	1	0
T-430 Kolanos, Krys	13	0	1	1	2
T-430 Grant, Derek	15	0	1	1	2
T-430 Nemisz, Greg	15	0	1	1	0
T-430 Norwood, Lee	16	0	1	1	16
T-430 Eakins, Dallas	17	0	1	1	11
T-430 Moss, Tyler (G)	17	0	1	1	0
T-430 Carson, Brett	18	0	1	1	0
T-430 Commodore, Mike	18	0	1	1	44
T-430 Mikkelsen, Brendan	19	0	1	1	2
T-430 Lakovic, Sasha	19	0	1	1	54
T-430 Giguere, J-S (G)	22	0	1	1	6
T-430 Fata, Rico	27	0	1	1	10
T-430 Wregget, Ken (G)	27	0	1	1	8
T-430 Charrage, Eric	35	0	1	1	55
T-430 McLennan, Jamie (G)	57	0	1	1	34
T-465 Arnold, Bill	1	0	0	0	0
T-465 Bartel, Robin	1	0	0	0	0
T-465 Dome, Robert	1	0	0	0	0
T-465 Heaphy, Shawn	1	0	0	0	0
T-465 Keetley, Matt (G)	1	0	0	0	0
T-465 Kyllington, Oliver	1	0	0	0	0
T-465 Lamb, Mark	1	0	0	0	0
T-465 Lebeau, Patrick	1	0	0	0	0
T-465 Maki, Tomi	1	0	0	0	0
T-465 Olsen, Darryl	1	0	0	0	0
T-465 Ramage, John	1	0	0	0	0
T-465 Ramholt, Tim	1	0	0	0	0
T-465 Schulte, Paxton	1	0	0	0	2
T-465 Sharples, Scott (G)	1	0	0	0	0
T-465 Skalde, Jarrod	1	0	0	0	0
T-465 Turnbull, Randy	1	0	0	0	2
T-465 Whitmore, Kay (G)	1	0	0	0	0
T-465 Ahola, Peter	2	0	0	0	0

PLAYER	GP	G	A	PTS	PIM
T-465 Bancks, Carter	2	0	0	0	0
T-465 Bucyk, Randy	2	0	0	0	0
T-465 Christie, Ryan	2	0	0	0	0
T-465 Chucko, Kris	2	0	0	0	2
T-465 Curtale, Tony	2	0	0	0	0
T-465 Freer, Mark	2	0	0	0	4
T-465 Greentree, Kyle	2	0	0	0	0
T-465 Hogoboam, Bill	2	0	0	0	0
T-465 Ivanans, Raitis	2	0	0	0	5
T-465 Letang, Alan	2	0	0	0	0
T-465 Mercredi, Vic	2	0	0	0	0
T-465 Mrozick, Rick	2	0	0	0	0
T-465 Muzzatti, Jason (G)	2	0	0	0	0
T-465 Reiersson, Dave	2	0	0	0	2
T-465 Sundblad, Niklas	2	0	0	0	0
T-465 Taylor, Danny	2	0	0	0	0
T-465 Wilson, Rik	2	0	0	0	0
T-465 Adduono, Rick	3	0	0	0	2
T-465 Beaudoin, Serge	3	0	0	0	0
T-465 Bodak, Bob	3	0	0	0	22
T-465 Boucher, Bryan (G)	3	0	0	0	0
T-465 Eisenhut, Neil	3	0	0	0	0
T-465 Garner, Tyrone (G)	3	0	0	0	0
T-465 Gorman, Dave	3	0	0	0	0
T-465 Guenette, Steve (G)	3	0	0	0	2
T-465 Harrer, Tim	3	0	0	0	2
T-465 Jaffray, Jason	3	0	0	0	0
T-465 Jantunen, Marko	3	0	0	0	0
T-465 Letourneau-Leblond, P-L	3	0	0	0	10
T-465 Nieckar, Barry	3	0	0	0	12
T-465 Sorochan, Lee	3	0	0	0	0
T-465 Walker, Howard	3	0	0	0	7
T-465 Wolf, David	3	0	0	0	2
T-465 Backstrom, Niklas (G)	4	0	0	0	0
T-465 Brubaker, Jeff	4	0	0	0	19
T-465 Craig, Jim (G)	4	0	0	0	0
T-465 Germyn, Carsen	4	0	0	0	0
T-465 Grimson, Stu	4	0	0	0	22
T-465 Hampson, Gord	4	0	0	0	5
T-465 Martineau, Don	4	0	0	0	2
T-465 Modin, Fredrik	4	0	0	0	0
T-465 Morrow, Scott	4	0	0	0	0
T-465 Mottau, Mike	4	0	0	0	0
T-465 Struch, David	4	0	0	0	4
T-465 Ference, Brad	5	0	0	0	2
T-465 Piskula, Joe	5	0	0	0	2
T-465 Sonnenberg, Martin	5	0	0	0	2
T-465 Wilson, Clay	5	0	0	0	4
T-465 Wortman, Kevin	5	0	0	0	2
T-465 Bernhardt, Tim (G)	6	0	0	0	2

# FLAMES CAREER SCORING CONTINUED

PLAYER	GP	G	A	PTS	PIM
T-465 Potter, Corey	6	0	0	0	0
T-465 Scoville, Darrel	6	0	0	0	2
T-465 Toskala, Vesa (G)	6	0	0	0	0
T-465 Van Brabant, Bryce	6	0	0	0	2
T-465 Chorske, Tom	7	0	0	0	2
T-465 Conacher, Pat	7	0	0	0	2
T-465 Ferguson, Craig	8	0	0	0	4
T-465 Sauve, Philippe (G)	8	0	0	0	21
T-465 Joseph, Curtis (G)	9	0	0	0	2
T-465 Kulak, Brett	9	0	0	0	2
T-465 Desbiens, Guillaume	10	0	0	0	25
T-465 Thompson, Rocky	15	0	0	0	86
T-465 D'Amour, Marc (G)	16	0	0	0	22
T-465 Schlemko, David	19	0	0	0	8

PLAYER	GP	G	A	PTS	PIM
T-465 Belanger, Yves (G)	22	0	0	0	0
T-465 Fuhr, Grant (G)	23	0	0	0	2
T-465 Peluso, Mike	23	0	0	0	113
T-465 Trefilov, Andrei (G)	23	0	0	0	6
T-465 Karlsson, Henrik (G)	26	0	0	0	0
T-465 McElhinney, Curtis (G)	29	0	0	0	2
T-465 MacDonald, Joey (G)	32	0	0	0	2
T-465 Hiller, Jonas (G)	78	0	0	0	0

# FLAMES CAREER GOALTENDERS

GOALTENDER	GP	MP	W	L	T	GA	SO	GAA	PT %
Kiprusoff, Miikka	576	33,779	305	192	66	1,387	41	2.46	.587
Vernon, Michael	526	29,650	262	170	13	1,613	13	3.26	.601
Bouchard, Dan	398	22,853	168	139	75	1,154	20	3.03	.538
Lemelin, Rejean	324	17,698	144	100	46	1,082	6	3.67	.576
Myre, Phil	211	12,230	76	95	32	654	11	3.21	.453
Kidd, Trevor	178	9,746	72	66	26	460	10	2.83	.518
Turek, Roman	152	8,934	63	68	20	376	12	2.53	.483
Wamsley, Rick	111	6,096	53	30	15	326	4	3.21	.617
Riggin, Pat	119	6,713	51	44	17	434	4	3.88	.531
Brathwaite, Fred	138	7,854	51	51	24	332	11	2.54	.500
Ramo, Karri	111	6,070	49	42	8	266	5	2.63	.478
Edwards, Don	114	6,203	40	49	13	420	2	4.06	.456
Tabaracci, Rick	97	5,373	36	42	10	252	4	2.81	.461
Hiller, Jonas	78	4,222	35	30	5	192	2	2.73	.481
Roloson, Dwayne	70	3,823	20	30	11	188	1	2.95	.418
Reese, Jeff	39	1,911	17	6	3	108	1	3.39	.712
McLennan, Jamie	57	3,144	17	25	7	143	4	2.73	.298
Ortio, Joni	37	2,031	15	15	5	55	2	2.66	.500
MacDonald, Joey	32	1,746	13	13	1	84	1	2.89	.422
Wregget, Ken	27	1,589	10	12	4	67	1	2.53	.462
Belanger, Yves	22	1,119	8	10	0	76	1	4.08	.444
Dadswell, Doug	27	1,346	8	8	3	99	0	4.41	.500
Giguere, J-S	22	1,191	7	10	2	61	0	3.07	.421
Moss, Tyler	17	919	5	10	1	43	0	2.81	.344
Fuhr, Grant	23	1,205	5	13	2	77	0	3.83	.300
Karlsson, Henrik	26	1,292	5	9	8	60	0	2.79	.346
McElhinney, Curtis	29	1,170	4	12	1	63	0	3.23	.265
Sauve, Philippe	8	402	3	3	0	22	0	3.28	.375
Joseph, Curtis	9	399	3	2	0	17	0	2.55	.333
Irving, Leland	13	664	3	4	0	36	0	3.25	.385
Trefilov, Andrei	22	1,086	3	10	3	58	2	3.20	.281
Guenette, Steve	3	179	2	1	0	12	0	4.02	.667
Backstrom, Niklas	4	232	2	2	0	13	0	3.35	.500
Toskala, Vesa	6	212	2	0	0	8	0	2.27	.333
D'Amour, Marc	15	560	2	4	2	32	0	3.43	.375
Taylor, Danny	2	120	1	1	0	6	0	3.00	.500
Boucher, Brian	3	182	1	2	0	15	0	4.95	.333
Craig, Jim	4	206	1	2	1	13	0	3.79	.375
Keetley, Matt	1	9	0	0	0	0	0	0.00	.000
Sharples, Scott	1	65	0	0	1	4	0	3.69	.500
Muzzatti, Jason	2	70	0	1	0	8	0	6.86	.000
Garner, Tyrone	3	139	0	2	0	12	0	5.18	.000
Sabourin, Dany	4	169	0	3	0	10	0	3.55	.000
Bernhardt, Tim	6	280	0	5	0	21	0	4.50	.000

# FLAMES LIFETIME SHUTOUTS

TOTAL FOR: 168

TOTAL AGAINST: 153

GOALTENDER	SCORE	DATE	TEAM	GOALTENDER	SCORE	DATE	
M. Vernon	3-0	Apr. 11, 1994	<b>ANAHEIM</b>	G. Hebert	5-0	Mar. 15, 1995	
M. Kiprusoff	3-0	Apr. 11, 2006		G. Hebert	7-0	Dec. 20, 1996	
M. Kiprusoff	3-0	Nov. 10, 2006		G. Hebert	1-0	Nov. 14, 1998	
M. Kiprusoff	1-0 (OT)	Jan. 12, 2012		J-S Giguere/S. Sheilds	4-0	Dec. 8, 2001	
				V. Fasth	4-0	Mar. 8, 2013	
				J. Gibson	1-0	Dec. 29, 2015	
D. Bouchard	8-0	Nov. 6, 1979	<b>ARIZONA / WINNIPEG</b>	D. Berthiaume	9-0	Feb. 3, 1988	
R. Rigglin	2-0	Jan. 8, 1980		B. Essensa	1-0	Feb. 26, 1989	
R. Turek	2-0	Mar. 24, 2003		C. Joseph	2-0	Oct. 17, 2005	
R. Turek	4-0	Mar. 24, 2004		I. Bryzgalov	3-0	Mar. 10, 2011	
M. Kiprusoff	1-0	Mar. 31, 2004		M. Smith	4-0	Feb. 18, 2013	
K. Ramo	2-0	Nov. 29, 2014		T. Greiss	6-0	Jan. 7, 2014	
					M. Hnilicka	1-0	Jan. 11, 2002
			<b>ATLANTA BOSTON</b>	J. Adams	4-0	Nov. 14, 1972	
D. Bouchard	9-0	Mar. 9, 1976		G. Cheevers	3-0	Jan. 23, 1977	
J. McLennan	5-0	Dec. 18, 2003		B. Ranford	6-0	Oct. 26, 1986	
M. Kiprusoff	3-0	Dec. 17, 2005		B. Dafoe	3-0	Oct. 18, 1997	
				T. Thomas	5-0	Mar. 27, 2010	
				T. Rask	9-0	Jan. 5, 2012	
				T. Rask	2-0	Dec. 17, 2013	
D. Bouchard	3-0	Jan. 9, 1974	<b>BUFFALO</b>	R. Crozier	4-0	Nov. 17, 1974	
R. Wamsley	9-0	Nov. 5, 1988		B. Sauve	4-0	Mar. 4, 1981	
R. Tabaracci	3-0	Oct. 6, 1996		D. Hasek	2-0	Mar. 24, 1998	
R. Turek	3-0	Oct. 31, 2002		M. Noronen	2-0	Oct. 18, 2003	
P. Myre	2-0	Oct. 31, 1975		G. Simmons	3-0	Oct. 11, 1974	
			<b>CALIFORNIA / CLEVELAND</b>				
M. Kiprusoff	1-0	Dec. 11, 2003	<b>CAROLINA / HARTFORD</b>	S. Burke	2-0	Mar. 5, 1997	
M. Kiprusoff	3-0	Dec. 5, 2006					
K. Ramo	2-0	Jan. 13, 2014					
J. Hiller	5-0	Oct. 23, 2014					
P. Myre	2-0	Nov. 8, 1974	<b>CHICAGO</b>	T. Esposito	7-0	Mar. 24, 1973	
D. Bouchard	2-0	Dec. 7, 1975		T. Esposito	3-0	Feb. 8, 1974	
M. Vernon	4-0	Nov. 30, 1987		T. Esposito	4-0	Feb. 23, 1975	
R. Tabaracci	1-0	Mar. 27, 1996		T. Esposito	3-0	Dec. 18, 1977	
R. Turek	4-0	Oct. 6, 2001		M. Bannerman	3-0	Oct. 11, 1981	
R. Turek	2-0	Mar. 7, 2003		E. Belfour	1-0	Mar. 16, 1993	
				A. Munro	2-0	Jan. 26, 2006	
				R. Emery	2-0	Mar. 26, 2013	
A. Trefilov	1-0	Jan. 11, 1994	<b>COLORADO / QUEBEC</b>	R. Sevigny	4-0	Jan. 11, 1985	
M. Vernon	3-0	Dec. 19, 2000		M. Denis	4-0	Jan. 5, 2000	
R. Turek	2-0	Nov. 10, 2001		D. Aebischer	1-0	Mar. 29, 2001	
M. Kiprusoff	2-0	Feb. 24, 2004		D. Aebischer	2-0	Jan. 24, 2002	
M. Kiprusoff	2-0	Apr. 13, 2006		P. Budaj	3-0	Mar. 12, 2006	
M. Kiprusoff	3-0	Oct. 28, 2008		J. Theodore	2-0	Mar. 24, 2008	
M. Kiprusoff	1-0	Nov. 20, 2008					
K. Ramo	4-0	Jan. 2, 2016					
F. Brathwaite	3-0	Mar. 27, 2001		<b>COLUMBUS</b>	R. Tugnutt	3-0	Mar. 14, 2001
J. McLennan	3-0	Nov. 1, 2003			M. Denis	3-0	Dec. 19, 2002
M. Kiprusoff	2-0	Mar. 18, 2004	F. Noreenna		3-0	Mar. 18, 2008	
M. Kiprusoff	1-0	Mar. 4, 2008	S. Mason		5-0	Mar. 26, 2009	

# FLAMES LIFETIME SHUTOUTS

CONTINUED

GOALTENDER	SCORE	DATE	TEAM	GOALTENDER	SCORE	DATE	
P. Myre	5-0	Dec. 8, 1976	<b>DALLAS / MINNESOTA</b>	C. Maniago	6-0	Oct. 18, 1972	
T. Kidd	6-0	Feb. 11, 1995		C. Maniago	5-0	Nov. 29, 1972	
F. Brathwaite	1-0	Jan. 8, 1999		C. Maniago	3-0	Mar. 3, 1973	
F. Brathwaite	0-0	Dec. 21, 1999		E. Belfour	0-0	Dec. 21, 1999	
M. Kiprusoff	1-0	Mar. 9, 2006		M. Turco	2-0	Mar. 31, 2001	
M. Kiprusoff	1-0	Feb. 22, 2008		M. Turco	3-0	Nov. 29, 2001	
				M. Turco	4-0	Mar. 22, 2004	
D. Bouchard	2-0	Dec. 13, 1972	<b>DETROIT</b>	R. Edwards	1-0	Feb. 3, 1973	
D. Bouchard	2-0	Nov. 4, 1973		E. Giacomini	8-0	Mar. 27, 1976	
D. Bouchard	4-0	Mar. 10, 1974		E. Giacomini	0-0	Nov. 7, 1976	
P. Myre	0-0	Nov. 7, 1976		C. Osgood	3-0	Oct. 27, 1995	
R. Lemelin	10-0	Jan. 15, 1981		C. Osgood	4-0	Feb. 19, 1997	
M. Vernon	7-0	Jan. 5, 1991		C. Osgood	2-0	Oct. 18, 1998	
M. Vernon	3-0	Dec. 14, 1992		C. Joseph	4-0	Oct. 21, 2002	
M. Vernon	2-0	Dec. 10, 2001		C. Joseph	5-0	Nov. 19, 2002	
M. Kiprusoff	3-0	Nov. 27, 2009		C. Joseph	3-0	Nov. 4, 2003	
J. Reese	4-0	Oct. 25, 1992		<b>EDMONTON</b>	B. Ranford	6-0	Jan. 8, 1989
R. Turek	1-0	Oct. 3, 2001			T. Salo	7-0	Jan. 19, 2000
R. Turek	2-0	Apr. 12, 2002	T. Salo		2-0	Nov. 19, 2000	
J. McLennan	1-0	Oct. 14, 2003	M. Garon		5-0	Feb. 4, 2008	
M. Kiprusoff	3-0	Oct. 15, 2005	N. Khabibulin		4-0	Oct. 7, 2010	
M. Kiprusoff	4-0	Jan. 20, 2007	D. Dubnyk		2-0	Dec. 27, 2013	
M. Kiprusoff	3-0	Dec. 10, 2011					
K. Ramo / J. Hiller	4-0	Apr. 4, 2015					
J. Ortio	5-0	Apr. 2, 2016					
R. Tabaracci	2-0	Jan. 6, 1996	<b>FLORIDA</b>		J. Hurme	3-0	Nov. 9, 2002
J. Hiller	6-0	Jan. 13, 2016		T. Vokoun	3-0	Oct. 14, 2010	
D. Bouchard	5-0	Jan. 17, 1975	<b>LOS ANGELES</b>	R. Vachon	3-0	Dec. 8, 1973	
R. Lemelin	7-0	Mar. 3, 1985		R. Vachon	3-0	Jan. 13, 1976	
D. Edwards	3-0	Mar. 29, 1985		K. Hrudey	4-0	Oct. 15, 1992	
R. Lemelin	5-0	Dec. 12, 1985		S. Fiset	0-0	Oct. 26, 1996	
R. Wamsley	5-0	Oct. 25, 1989		J. Storr	3-0	Jan. 14, 1999	
R. Wamsley	5-0	Mar. 5, 1990		J. Storr	5-0	Jan. 6, 2001	
T. Kidd	0-0	Oct. 26, 1996		F. Potvin	2-0	Feb. 22, 2001	
D. Roloson	2-0	Nov. 28, 1996		J. Quick	3-0	Mar. 28, 2012	
F. Brathwaite	3-0	Jan. 25, 2001		J. Quick	2-0	Feb. 27, 2014	
R. Turek	2-0	Dec. 3, 2001		J. Quick	3-0	Mar. 31, 2016	
M. Kiprusoff	2-0	Feb. 12, 2009					
M. Kiprusoff	1-0	Feb. 18, 2012					
M. Vernon	1-0	Nov. 8, 2000		<b>MINNESOTA</b>	M. Fernandez	3-0	Mar. 31, 2003
M. Kiprusoff	3-0	Nov. 1, 2005			D. Roloson	3-0	Nov. 7, 2003
M. Kiprusoff	3-0	Jan. 9, 2007			N. Backstrom	4-0	Apr. 3, 2009
M. Kiprusoff	1-0 (SO)	Mar. 27, 2007	N. Backstrom		4-0	Mar. 3, 2010	
M. Kiprusoff	3-0	Nov. 29, 2010	N. Backstrom		6-0	Jan. 19, 2011	
			N. Backstrom		3-0	Nov. 8, 2011	
			D. Dubnyk		1-0	Jan. 29, 2015	
M. Vernon	3-0	Nov. 9, 1986	<b>MONTREAL</b>	K. Dryden	3-0	Oct. 12, 1972	
M. Kiprusoff	1-0	Nov. 10, 2009		B. Larocque	2-0	Dec. 2, 1974	
M. Kiprusoff	4-0	Feb. 20, 2011		K. Dryden	4-0	Nov. 25, 1975	
				K. Dryden	7-0	Jan. 2, 1977	
				B. Larocque	6-0	Jan. 25, 1979	
				D. Herron	4-0	Dec. 18, 1980	
				P. Roy	4-0	Nov. 11, 1995	
				C. Price	2-0	Feb. 4, 2014	



# FLAMES LIFETIME SHUTOUTS

CONTINUED

GOALTENDER	SCORE	DATE	TEAM	GOALTENDER	SCORE	DATE	
M. Vernon	3-0	Dec. 7, 2000	<b>NASHVILLE</b>	M. Dunham	4-0	Apr. 5, 2001	
R. Turek	3-0	Dec. 17, 2002		M. Dunham	1-0	Oct. 11, 2001	
R. Turek	4-0	Jan. 22, 2004		C. Mason	3-0	Jan. 15, 2008	
M. Kiprusoff	3-0	Nov. 1, 2004		D. Ellis	1-0	Jan. 15, 2010	
M. Kiprusoff	5-0	Nov. 30, 2009		P. Rinne	2-0	Oct. 22, 2011	
M. Kiprusoff	1-0 (OT)	Oct. 19, 2010					
M. Kiprusoff	1-0	Nov. 29, 2011					
P. Myre	1-0	Nov. 20, 1974	<b>NEW JERSEY / COLORADO / KANSAS CITY</b>	M. Dunham	5-0	Dec. 16, 1996	
D. Bouchard	4-0	Mar. 2, 1975		M. Brodeur	1-0 (OT)	Dec. 23, 2007	
P. Riggan	11-0	Apr. 1, 1982					
D. Edwards	7-0	Mar. 14, 1983					
K. Ramo	1-0	Apr. 7, 2014					
P. Myre	4-0	Nov. 16, 1972	<b>NY ISLANDERS</b>	B. Smith	2-0	Oct. 17, 1975	
P. Myre	4-0	Dec. 17, 1972		B. Smith	7-0	Oct. 12, 1976	
F. Brathwaite	5-0	Dec. 2, 1999		B. Smith /G. Hogosta	9-0	Nov. 1, 1977	
F. Brathwaite	2-0	Oct. 14, 2000		C. Resch	5-0	Jan. 20, 1981	
				J. Halak	4-0	Oct. 26, 2015	
P. Myre	1-0	Mar. 14, 1975	<b>NY RANGERS</b>	G. Villemure	6-0	Feb. 4, 1973	
D. Bouchard	6-0	Apr. 1, 1978		J. Vanbiesbrouck	4-0	Nov. 4, 1991	
M. Vernon	3-0	Dec. 15, 1992		D. Blackburn	1-0 (OT)	Nov. 7, 2002	
J. McLennan	5-0	Jan. 5, 2004		C. Talbot	1-0	Feb. 24, 2015	
M. Kiprusoff	3-0	Dec. 7, 2008					
A. Trefilov	10-0	Jan. 15, 1994	<b>OTTAWA</b>	P. Lalime	1-0	Jan. 9, 2003	
M. Kiprusoff	1-0	Oct. 12, 2006					
M. Kiprusoff	2-0	Mar. 11, 2010					
D. Bouchard	3-0	Nov. 1, 1978	<b>PHILADELPHIA</b>	B. Parent	1-0	Jan. 13, 1974	
D. Bouchard	5-0	Jan. 16, 1979		B. Parent	4-0	Nov. 20, 1977	
R. Lemelin	5-0	Feb. 16, 1987		P. Peeters	8-0	Oct. 28, 1980	
M. Vernon	6-0	Dec. 4, 1993		B. Froese	3-0	Jan. 12, 1986	
T. Kidd	1-0	Oct. 13, 1996		D. Roussel	3-0	Feb. 27, 1992	
M. Kiprusoff	0-1 (SO)	Dec. 6, 2005		A. Niittymaki	1-0 (SO)	Dec. 6, 2005	
				R. Emery	3-0	Feb. 1, 2010	
D. Bouchard	1-0	Jan. 18, 1978	<b>PITTSBURGH</b>	J. Hedberg	2-0	Dec. 21, 2002	
D. Bouchard	2-0	Nov. 3, 1978		M. Fleury	2-0	Mar. 25, 2009	
P. Riggan	4-0	Jan. 16, 1982		M. Fleury	4-0	Feb. 6, 2015	
M. Vernon	2-0	Mar. 12, 1994	<b>SAN JOSE</b>	M. Vernon / K. Hrudely	6-0	Apr. 7, 1998	
T. Kidd	3-0	Feb. 24, 1995		E. Nabokov	8-0	Dec. 4, 2000	
R. Tabaracci	6-0	Apr. 12, 1996		E. Nabokov	2-0	Feb. 6, 2002	
F. Brathwaite	3-0	Apr. 1, 2000		A. Niemi	1-0	Jan. 24, 2012	
F. Brathwaite	1-0	Jan. 3, 2001					
M. Kiprusoff	2-0	Mar. 4, 2006					
M. Kiprusoff	4-0	Oct. 24, 2010					
K. Ramo	2-0	Nov. 26, 2014					
D. Bouchard	1-0	Oct. 13, 1973		<b>ST. LOUIS</b>	E. Johnston	9-0	Nov. 2, 1974
D. Bouchard	1-0	Dec. 4, 1976			Y. Belanger	3-0	Mar. 11, 1975
D. Bouchard	3-0	Oct. 27, 1979	M. Liut		7-0	Nov. 10, 1981	
R. Turek/M. Vernon	2-0	Nov. 17, 2001	G. Fuhr		2-0	Nov. 16, 1996	
R. Turek	3-0	Mar. 14, 2004	B. Johnson		4-0	Dec. 15, 2001	
M. Kiprusoff	3-0	Nov. 14, 2006	T. Barrasso		1-0	Nov. 16, 2002	
M. Kiprusoff	1-0	Feb. 27, 2011	M. Legace		3-0	Nov. 25, 2007	
M. Kiprusoff	6-0	Mar. 1, 2011	T. Conklin		2-0	Jan. 25, 2010	
			B. Elliott		2-0	Nov. 25, 2011	
			J. Halak		5-0	Jan. 9, 2014	
			B. Elliott		4-0	Mar. 17, 2015	

# FLAMES LIFETIME SHUTOUTS

CONTINUED

GOALTENDER	SCORE	DATE	TEAM	GOALTENDER	SCORE	DATE
T. Kidd	10-0	Jan. 2, 1996	<b>TAMPA BAY</b>	D. Puppa	4-0	Feb. 24, 1994
D. Bouchard	1-0	Jan. 12, 1973	<b>TORONTO</b>	B. Bishop	2-0	Jan. 3, 2014
D. Bouchard	3-0	Apr. 2, 1975		M. Palmateer	4-0	Nov. 9, 1977
Y. Belanger	3-0	Dec. 31, 1977		D. Puppa	4-0	Mar. 28, 1993
T. Kidd	4-0	Dec. 27, 1995				
T. Kidd	3-0	Feb. 15, 1997				
F. Brathwaite	4-0	Jan. 15, 2000				
M. Kiprusoff	1-0	Jan. 6, 2006	<b>VANCOUVER</b>			
D. Bouchard	2-0	Dec. 7, 1973		E. Dyck	5-0	Feb. 16, 1973
M. Vernon	4-0	Feb. 21, 1986		G. Smith	3-0	Oct. 23, 1973
R. Lemelin	2-0	Feb. 24, 1987		G. Smith	3-0	Mar. 15, 1974
R. Wamsley	2-0	Dec. 15, 1988		G. Hanlon	3-0	Dec. 5, 1978
T. Kidd	2-0	Mar. 26, 1995		R. Brodeur	5-0	Nov. 18, 1986
T. Kidd	4-0	Mar. 23, 1996		K. McLean	11-0	Mar. 1, 1992
T. Kidd	3-0	Feb. 1, 1997		K. McLean	5-0	Apr. 13, 1996
F. Brathwaite	2-0	Dec. 26, 1999		G. Snow	2-0	Apr. 12, 1999
F. Brathwaite	5-0	Dec. 29, 2000		P. Skudra	2-0	Jan. 26, 2002
M. Kiprusoff	1-0	Nov. 5, 2005		D. Cloutier	3-0	Oct. 10, 2002
J. Ortio	1-0	Jan. 10, 2015		D. Cloutier	2-0	Dec. 26, 2003
				R. Luongo	6-0	Oct. 9, 2008
				E. Lack	2-0	Dec. 29, 2013
				R. Tabaracci	0-0	Oct. 30, 1998
P. Myre	3-0	Jan. 5, 1975		<b>WASHINGTON</b>		
P. Myre	5-0	Mar. 23, 1975				
P. Myre	7-0	Nov. 3, 1976				
P. Riggan	3-0	Feb. 21, 1980				
R. Lemelin	6-0	Jan. 8, 1981				
K. Wregget	0-0	Oct. 30, 1998				
M. Kiprusoff	1-0	Feb. 18, 2012				

GOALTENDER	SCORE	DATE		GOALTENDER	SCORE	DATE
J. Ortio	5-0 (vs. EDM)	Apr. 2, 2016	<b>LAST SHUTOUT</b>	J. Quick (LAK)	3-0	Mar. 31, 2016
	153 games Mar. 14, 1983 through Mar. 3, 1985		<b>LONGEST TIME BETWEEN SHUTOUTS</b>		264 games Nov. 12, 1981 through Jan. 11, 1985 (NHL RECORD)	
	3		<b>GAMES SINCE LAST SHUTOUT</b>		4	

# LIFETIME HOME AND AWAY VS. NHL

<b>HOME</b>	<b>GP</b>	<b>W</b>	<b>L</b>	<b>T</b>	<b>GF</b>	<b>GA</b>	<b>PTS</b>	<b>%</b>
Anaheim Ducks	48	29	17	2	146	119	60	0.625
Arizona Coyotes	94	53	30	11	366	284	117	0.622
Boston Bruins	50	22	24	4	177	168	48	0.480
Buffalo Sabres	52	23	18	11	177	156	57	0.548
Carolina Hurricanes	35	27	6	2	165	101	56	0.800
Chicago Blackhawks	83	37	30	16	253	247	90	0.542
Cleveland Barons	13	8	4	1	51	34	17	0.654
Colorado Avalanche	77	38	25	14	263	226	90	0.584
Columbus Blue Jackets	26	14	6	6	75	63	34	0.654
Dallas Stars	81	42	21	18	263	211	102	0.630
Detroit Red Wings	79	43	28	8	274	226	94	0.595
Edmonton Oilers	114	66	38	10	434	357	142	0.623
Florida Panthers	14	7	5	2	43	39	16	0.571
Los Angeles Kings	116	68	34	14	475	364	150	0.647
Minnesota Wild	41	24	9	8	98	88	56	0.683
Montreal Canadiens	57	22	27	8	174	185	52	0.456
Nashville Predators	32	17	10	5	95	79	39	0.609
New Jersey Devils	48	33	6	9	206	126	75	0.781
New York Islanders	55	26	16	13	189	164	65	0.591
New York Rangers	55	31	12	12	236	167	74	0.673
Ottawa Senators	19	12	6	1	66	43	25	0.658
Philadelphia Flyers	58	27	21	10	221	189	64	0.552
Pittsburgh Penguins	52	28	15	9	216	159	65	0.625
San Jose Sharks	56	31	18	7	183	144	69	0.616
St. Louis Blues	83	42	33	8	259	231	92	0.554
Tampa Bay Lightning	16	8	6	2	48	42	18	0.563
Toronto Maple Leafs	69	41	23	5	269	212	87	0.630
Vancouver Canucks	131	72	39	20	483	386	164	0.626
Washington Capitals	44	26	11	7	171	116	59	0.670
Winnipeg Jets	11	9	2	0	44	25	18	0.818
<b>TOTAL</b>	<b>1709</b>	<b>926</b>	<b>540</b>	<b>243</b>	<b>6120</b>	<b>4951</b>	<b>2095</b>	<b>0.623</b>
<b>AWAY</b>	<b>GP</b>	<b>W</b>	<b>L</b>	<b>T</b>	<b>GF</b>	<b>GA</b>	<b>PTS</b>	<b>%</b>
Anaheim Ducks	48	8	27	13	117	171	60	0.302
Arizona Coyotes	93	35	42	16	300	327	117	0.462
Boston Bruins	53	14	33	6	137	189	48	0.321
Buffalo Sabres	51	14	29	8	143	207	57	0.351
Carolina Hurricanes	34	15	13	6	118	115	56	0.529
Chicago Blackhawks	81	28	38	15	223	264	90	0.438
Cleveland Barons	13	7	3	3	43	33	17	0.654
Colorado Avalanche	78	32	32	14	246	261	90	0.500
Columbus Blue Jackets	27	10	16	1	60	80	34	0.389
Dallas Stars	83	31	38	14	249	288	102	0.458
Detroit Red Wings	77	25	39	13	233	278	94	0.409
Edmonton Oilers	115	51	51	13	369	383	142	0.500
Florida Panthers	15	8	4	3	39	35	16	0.633
Los Angeles Kings	114	48	54	12	369	395	150	0.474
Minnesota Wild	42	19	17	6	91	109	56	0.524
Montreal Canadiens	54	16	29	9	136	183	52	0.380
Nashville Predators	33	14	18	1	84	101	39	0.439
New Jersey Devils	51	30	17	4	175	139	75	0.627
New York Islanders	57	18	30	9	153	208	65	0.395
New York Rangers	58	24	26	8	194	193	74	0.483
Ottawa Senators	18	5	7	6	50	55	25	0.444
Philadelphia Flyers	57	18	35	4	152	212	64	0.351
Pittsburgh Penguins	50	12	28	10	145	184	65	0.340
San Jose Sharks	56	27	23	6	161	177	69	0.536
St. Louis Blues	83	33	40	10	249	282	92	0.458
Tampa Bay Lightning	16	6	7	3	53	53	18	0.469
Toronto Maple Leafs	61	20	33	8	213	233	87	0.393
Vancouver Canucks	133	57	50	26	409	450	164	0.526
Washington Capitals	47	17	23	7	158	172	59	0.436
Winnipeg Jets	11	3	7	1	26	34	18	0.318
<b>TOTAL</b>	<b>1709</b>	<b>645</b>	<b>809</b>	<b>255</b>	<b>5095</b>	<b>5811</b>	<b>1667</b>	<b>0.451</b>

GAME NOTES FOR HOME AND AWAY VS NHL: Phoenix includes games vs. Winnipeg, Dallas includes games vs. Minnesota, Winnipeg includes games vs. Atlanta, New Jersey includes games vs. Kansas City and Colorado, Colorado includes games vs. Quebec, Carolina includes games vs. Hartford. Totals are inclusive of Cleveland Barons.  
 STATS NOTES FOR HOME AND AWAY VS NHL: T = single points earned via tie, overtime/shootout loss.

# LIFETIME OVERALL VS. NHL

<b>OVERALL</b>	<b>GP</b>	<b>W</b>	<b>L</b>	<b>T</b>	<b>GF</b>	<b>GA</b>	<b>PTS</b>	<b>%</b>
Anaheim Ducks	96	37	44	15	262	287	89	0.464
Arizona Coyotes	187	88	72	27	665	609	203	0.543
Boston Bruins	103	36	57	10	313	357	82	0.398
Buffalo Sabres	103	37	47	19	320	361	93	0.451
Carolina Hurricanes	69	42	19	8	283	215	92	0.667
Chicago Blackhawks	164	65	68	31	476	509	161	0.491
Cleveland Barons	26	15	7	4	94	67	34	0.654
Colorado Avalanche	155	70	57	28	508	484	168	0.542
Columbus Blue Jackets	53	24	22	7	132	139	55	0.519
Dallas Stars	164	73	59	32	508	496	178	0.543
Detroit Red Wings	156	68	67	21	506	502	157	0.503
Edmonton Oilers	229	117	89	23	799	738	257	0.561
Florida Panthers	29	15	9	5	80	72	35	0.603
Los Angeles Kings	230	116	88	26	842	756	258	0.561
Minnesota Wild	83	43	26	14	185	192	100	0.602
Montreal Canadiens	111	38	56	17	310	367	93	0.419
Nashville Predators	65	31	28	6	176	180	68	0.523
New Jersey Devils	99	63	23	13	380	264	139	0.702
New York Islanders	112	44	46	22	342	371	110	0.491
New York Rangers	113	55	38	20	430	359	130	0.575
Ottawa Senators	37	17	13	7	116	96	41	0.554
Philadelphia Flyers	115	45	56	14	372	399	104	0.452
Pittsburgh Penguins	102	40	43	19	361	342	99	0.485
San Jose Sharks	112	58	41	13	342	318	129	0.576
St. Louis Blues	166	75	73	18	506	511	168	0.506
Tampa Bay Lightning	32	14	13	5	101	95	33	0.516
Toronto Maple Leafs	130	61	56	13	481	445	135	0.519
Vancouver Canucks	264	129	89	46	888	833	304	0.576
Washington Capitals	91	43	34	14	329	287	100	0.549
Winnipeg Jets	22	12	9	1	69	59	25	0.568
<b>TOTAL</b>	<b>3418</b>	<b>1571</b>	<b>1349</b>	<b>498</b>	<b>11,215</b>	<b>10,762</b>	<b>3640</b>	<b>0.537</b>

#### GAME NOTES FOR HOME AND AWAY VS NHL:

- Phoenix includes games vs. Winnipeg
- Dallas includes games vs. Minnesota
- Winnipeg includes games vs. Atlanta
- New Jersey includes games vs. Kansas City and Colorado
- Colorado includes games vs. Quebec
- Carolina includes games vs. Hartford
- Cleveland includes games vs. Oakland and California

#### STATS NOTES FOR HOME AND AWAY VS NHL:

- GF does not include artificial "goals" awarded for a shootout victory
- T = single points earned via tie, overtime/shootout loss

# FLAMES ALL-TIME TEAM RECORDS

## LONGEST STREAKS

**WINNING:** 10 Games  
Oct. 14 through Nov. 3, 1978

**UNBEATEN:** 13 Games  
Nov. 10 through Dec. 8, 1988

**LOSING:** 11 Games  
Dec. 14, 1985 through Jan. 7, 1986

**WINLESS:** 11 Games  
Dec. 14, 1985 through Jan. 7, 1986

**HOME WINNING:** 11 Games  
Nov. 5 through Dec. 27, 2015

**CONSECUTIVE HOME POINTS EARNED:**  
18 Games. Dec. 29, 1990 through Mar. 14, 1991

**HOME LOSING (IN REGULATION):** 7 Games  
Dec. 27, 2013 through Jan. 16, 2014

**HOME WINLESS:** 10 Games  
Oct. 21 through Dec. 4, 2000

**ROAD WINNING:** 7 Games  
Nov. 10 through Dec. 4, 1988

**CONSECUTIVE ROAD POINTS EARNED:**  
10 Games. Nov. 4 through Nov. 30, 2009

**ROAD LOSING (IN REGULATION):** 11 Games  
Feb. 28 through Apr. 6, 2013

**ROAD WINLESS:** 13 Games (2 times)  
Feb. 3 through Mar. 29, 1973  
Feb. 18 through Apr. 6, 2013

## MOST

**WINS, ONE SEASON:** 54  
1988-89

**HOME WINS, ONE SEASON:** 32  
1988-89

**ROAD WINS, ONE SEASON:** 22  
1987-88; 1988-89

**ROAD WINS, ONE TRIP:** 6  
Dec. 9-18, 2007

**TIES NHL RECORD**

**LOSSES, ONE SEASON:** 41  
1996-97

**HOME LOSSES, ONE SEASON:** 20  
1998-99

**ROAD LOSSES, ONE SEASON:** 24  
1997-98

**TIES, ONE SEASON:** 19  
1977-78

## FEWEST

**WINS, ONE SEASON:** 25  
1972-73

**HOME WINS, ONE SEASON:** 12  
2000-01

**ROAD WINS, ONE SEASON:** 8  
1997-98

**LOSSES, ONE SEASON:** 17  
1988-89

**HOME LOSSES, ONE SEASON:** 4  
1988-89

**ROAD LOSSES, ONE SEASON:** 12  
1987-88

**TIES, ONE SEASON:** 3  
1986-87

**TIES NHL RECORD**

## MOST

**POINTS, ONE SEASON:** 117  
1988-89 (54 Wins, 9 Ties)

**HOME POINTS, ONE SEASON:** 68  
1988-89 (32 Wins, 4 Ties)

**ROAD POINTS, ONE SEASON:** 50  
1987-88 (22 Wins, 6 Ties)

## FEWEST

**POINTS, ONE SEASON:** 65  
1972-73 (25 Wins, 15 Ties)

**HOME POINTS, ONE SEASON:** 35  
2000-01 (12 Wins, 9 Ties, 2 OTL)

**ROAD POINTS, ONE SEASON:** 25  
1997-98 (8 Wins, 9 Ties)

## MOST

**GOALS FOR, ONE SEASON:** 397  
1987-88

**HOME GOALS FOR, ONE SEASON:** 217  
1987-88

**ROAD GOALS FOR, ONE SEASON:** 180  
1987-88

**50-GOAL SCORERS, ONE SEASON:** 2  
1987-88 (Nieuwendyk, Loob)  
1988-89 (Nieuwendyk, Mullen)

**40-GOAL SCORERS, ONE SEASON:** 4  
1987-88 (Nieuwendyk, Loob, Bullard, Mullen)

**TIES NHL RECORD**

**30-GOAL SCORERS, ONE SEASON:** 4  
1981-82 (McDonald, Bridgman, LaVallee, Peplinski)  
1983-84 (Beers, McDonald, Nilsson, Loob)  
1987-88 (Nieuwendyk, Loob, Bullard, Mullen)  
1989-90 (Nieuwendyk, Roberts, Mullen, Fleury)  
1993-94 (Roberts, Reichel, Fleury, Nieuwendyk)

**20-GOAL SCORERS, ONE SEASON:** 9  
1989-90 (Nieuwendyk, Roberts, Mullen, Fleury, MacInnis, Ranheim, Makarov, Gilmour, MacLellan)

**GOALS AGAINST, ONE SEASON:** 345  
1981-82

**HOME GOALS AGAINST, ONE SEASON:** 154  
1985-86

**ROAD GOALS AGAINST, ONE SEASON:** 204  
1981-82

## FEWEST

**GOALS FOR, ONE SEASON:** 186  
2002-03

**HOME GOALS FOR, ONE SEASON:** 93  
2003-04

**ROAD GOALS FOR, ONE SEASON:** 85  
1972-73

**GOALS AGAINST, ONE SEASON:** 176  
2003-04

**HOME GOALS AGAINST, ONE SEASON:** 73  
2005-06

**ROAD GOALS AGAINST, ONE SEASON:** 91  
2003-04

## MOST

**GOALS FOR, ONE GAME:** 13  
Feb. 10, 1993, Calgary 13 San Jose 1

**GOALS FOR, ONE HOME GAME:** 13  
Feb. 10, 1993, Calgary 13 San Jose 1

**GOALS FOR, ONE ROAD GAME:** 11  
Jan. 25, 1988, Calgary 11 Toronto 3

**GOALS AGAINST, ONE GAME:** 12  
Oct. 29, 1981, Calgary 4 Detroit 12

**GOALS AGAINST, ONE HOME GAME:** 10:  
Dec. 28, 1978, Calgary 4 NY Islanders 10;  
Nov. 26, 1996, Calgary 1 Edmonton 10

**GOALS AGAINST, ONE ROAD GAME:** 12  
Oct. 29, 1981, Calgary 4 Detroit 12

**GOALS FOR, ONE PERIOD:** 7  
Oct. 17, 1988, 3rd period, Calgary 11 Los Angeles 4

**GOALS AGAINST, ONE PERIOD:** 6  
Nov. 8, 1981, 3rd period, Calgary 4 Chicago 10  
Jan. 18, 1983, 1st period, Calgary 2 Montreal 7  
Nov. 13, 1983, 3rd period, Calgary 2 Buffalo 11  
Jan. 3, 1984, 1st period, Calgary 6 Edmonton 9  
Jan. 7, 1984, 3rd period, Calgary 1 Los Angeles 7

**TOTAL GOALS, ONE GAME:** 18  
Feb. 23, 1991, Calgary 10 Quebec 8

**TOTAL GOALS, ONE PERIOD:** 10  
Jan. 16, 1987 at Vancouver (5-9), 1st period, Calgary 4 Vancouver 6

# FLAMES ALL-TIME TEAM RECORDS

CONTINUED

## LARGEST

**WINNING MARGIN:** 12 Goals  
Feb. 19, 1993, Calgary 13 San Jose 1

**LOSING MARGIN:** 11 Goals  
Mar. 1, 1992, Calgary 0 Vancouver 11

**TIE:** 8-8  
Oct. 17, 1989 at Quebec

**SHUTOUT FOR:** 11-0  
Apr. 1, 1982, Calgary 11 Colorado 0

**SHUTOUT AGAINST:** 0-11  
Mar. 1, 1992, Calgary 0 Vancouver 11

## MOST

**POWER-PLAY GOALS, ONE SEASON:** 109  
1987-88

**POWER-PLAY GOALS, ONE GAME:** 5  
Jan. 15, 1981, Calgary 10 Detroit 0  
Apr. 4, 1986, Calgary 9 Edmonton 3  
Feb. 25, 1990, Calgary 10 Edmonton 4  
Oct. 8, 1992, Calgary 7 Edmonton 2

**POWER-PLAY GOALS, ONE GAME BOTH TEAMS:** 8  
Mar. 30, 1988, Calgary 7 at Los Angeles 9, (3-5)

**POWER-PLAY GOALS AGAINST, ONE GAME:** 6  
Mar. 1, 1992, Calgary 0 Vancouver 11

**SHORTHANDED GOALS, ONE SEASON:** 23  
1987-88

**SHORTHANDED GOALS AGAINST, ONE SEASON:** 21  
1984-85

**SHORTHANDED GOALS FOR, ONE GAME:** 3  
Mar. 9, 1991, Calgary 8 St. Louis 4  
Oct. 17, 1997, Calgary 6 Colorado 5, OT

**SHORTHANDED GOALS AGAINST, ONE GAME:** 3  
Jan. 13, 1985 Calgary 1 Philadelphia 7  
Oct. 16, 1996 Calgary 2 Montreal 4  
Dec. 20, 1996 Calgary 0 Anaheim 7  
Apr. 9, 1998 Calgary 3 Vancouver 6

**CONSECUTIVE GAMES SCORING SHORTHANDED GOALS, FOR:** 4  
Nov. 13 through Nov. 19, 1987, 5 goals

**CONSECUTIVE GAMES SCORING SHORTHANDED GOALS, AGAINST:** 4  
Apr. 9 through Apr. 15, 1998, 6 goals

**CONSECUTIVE GAMES SCORING HAT TRICKS FOR:** 4  
Oct. 31 through Nov. 5, 1992, Makarov, Nieuwendyk, Fleury, Leeman

## FASTEST

**TWO GOALS FOR:** 0:04  
Oct. 17, 1989 at Quebec, Doug Gilmour at 19:45 and Paul Ranheim at 19:49, 3rd period

### TIES NHL RECORD

**TWO GOALS FOR, ONE PLAYER:** 0:06  
Mar. 22, 1984 vs. Detroit, Lanny McDonald at 16:23 and 16:29, 1st period

**TWO GOALS FOR, BOTH TEAMS:** 0:04  
Mar. 15, 1977 vs. Pittsburgh, Wayne Bianchin (15:31) and Flames Guy Chouinard (15:35), 3rd period

Nov. 26, 2006 at Anaheim, Flames Daymond Langkow (19:39) and Anaheim Todd Marchant (19:43), 3rd period

**THREE GOALS FOR:** 0:36  
Feb. 10, 1993 vs. San Jose, Suter 0:17, Lindberg 0:40 and Stern 0:53, 3rd period

**FOUR GOALS FOR:** 1:21  
Feb. 10, 1993 vs. San Jose, Fleury 19:32, 2nd; Suter 0:17, Lindberg 0:40 and Stern 0:53, 3rd, 2nd and 3rd periods

**FIVE GOALS FOR:** 4:48  
Mar. 12, 1975 vs. Vancouver

**SIX GOALS FOR:** 7:29  
Feb. 25, 1981 vs. NY Islanders

**TWO SHORTHANDED GOALS FOR:** 0:32  
Mar. 11, 1987, at Hartford, 0:09 Risebrough and 0:32 Patterson

**THREE GOALS FOR, START OF PERIOD:** 0:53  
Feb. 10, 1993 vs. San Jose, Suter 0:17, Lindberg 0:40 and Stern 0:53, 3rd period

**TWO SHORTHANDED GOALS FOR:** 0:04  
Oct. 17, 1989 at Quebec (8-8, OT), Gilmour (19:45) and Ranheim (19:49), 3rd period

## MOST

**SHOTS ON GOAL FOR, ONE GAME:** 59  
Mar. 15, 1977 vs. Pittsburgh  
Feb. 23, 1991 vs. Quebec

**SHOTS AGAINST, ONE GAME:** 57  
Jan. 23, 1975 vs. NY Rangers

**SHOTS FOR, ONE PERIOD:** 25 (2 times)  
Nov. 5, 1988 vs. Edmonton (4-4), 2nd period  
Nov. 14, 2005 vs. Minnesota (3-2), 3rd period

**SHOTS AGAINST, ONE PERIOD:** 28  
Mar. 12, 2009 at Detroit (6-5) SO, 3rd period

## FEWEST

**SHOTS ON GOAL FOR, ONE GAME:** 8  
Oct. 27, 1995 vs. Detroit (0-3)

**SHOTS AGAINST, ONE GAME:** 12  
Nov. 9, 1988 at Buffalo (2-3)  
Dec. 6, 1988 vs. Quebec (3-2)  
Nov. 24, 1993 vs. Toronto (5-3)  
Apr. 6, 1994 vs. Anaheim (4-2)  
Mar. 21, 1999 vs. NY Islanders (2-1)

**SHOTS FOR, ONE PERIOD:** 1  
Mar. 7, 1982 at Pittsburgh (4-4), 1st period  
Apr. 2, 1987 at Edmonton (4-4), 1st period  
Dec. 11, 1998 at Tampa Bay (2-1), 3rd period  
Dec. 14, 1999 at St. Louis (1-1), 1st period  
Mar. 16, 2004 at Detroit (4-1), 1st period  
Apr. 2, 2009 at Dallas (2-1), 3rd period  
Oct. 13, 2011 at Montreal (4-1), 3rd period

**SHOTS AGAINST, ONE PERIOD:** 0  
Nov. 27, 1974 vs. Kansas City (4-2), 2nd period  
Mar. 24, 2003 vs. Phoenix (2-0), 1st period

## MOST

**SHUTOUTS, ONE SEASON:** 11  
Miikka Kiprusoff (4)  
Jamie McLennan (4)  
Roman Turek (3), 2003-04

**PENALTY SHOTS, ONE SEASON:** 5  
2003-04

**PENALTY SHOTS SUCCESSFUL, ONE SEASON:** 3  
1986-87

## LONGEST

**NON-SHUTOUT STREAK:** 264 Games  
Nov 12, 1981 through Jan 9, 1985

**NHL RECORD**  
**CONSECUTIVE SHUTOUT MINUTES, FOR:** 161:11  
Apr. 8, 2006, 2:27, overtime at Vancouver;  
Apr. 11, 2006  
vs. Anaheim to Apr. 15, 2006, 3rd period at Los Angeles

**CONSECUTIVE SHUTOUT MINUTES, AGAINST:** 182:42  
Nov. 5, 2002, 3:21, 1st period to Nov. 11, 2002, 15:12, 3rd period

**LOWEST TEAM GOALS AGAINST AVERAGE:** 2.15  
2003-04

**HIGHEST TEAM SAVE PERCENTAGE:** 91.6  
2003-04

# FLAMES ALL-TIME INDIVIDUAL RECORDS

## MOST

### MOST SEASONS: 16

Jarome Iginla, 1996-2013

### MOST GAMES PLAYED: 1,219

Jarome Iginla, 1996-2013

### MOST POINTS, CAREER: 1,095

Jarome Iginla, 1996-2013 (525 goals, 570 assists)

### MOST GOALS, CAREER: 525

Jarome Iginla, 1996-2013

### MOST ASSISTS, CAREER: 609

Al MacInnis

### MOST PENALTY MINUTES, CAREER: 2405

Tim Hunter

### LONGEST CONSECUTIVE GAME STREAK: 441

Jarome Iginla, Oct. 4, 2007 to Mar. 26, 2013

### MOST SHUTOUTS, CAREER: 41

Miikka Kiprusoff, 2003-2012

### MOST WINS, GOALTENDER CAREER: 297

Miikka Kiprusoff, 2003-2012

## MOST POINTS

### ONE SEASON: 131

Kent Nilsson, 1980-81

### ONE SEASON, BY A CENTRE: 131

Kent Nilsson, 1980-81

### ONE SEASON, BY A LEFT WING: 90

Gary Roberts, 1991-92

### ONE SEASON, BY A RIGHT WING: 110

Joe Mullen, 1988-89

### ONE SEASON, BY A DEFENCEMAN: 103

Al MacInnis, 1990-91

### ONE SEASON, BY A ROOKIE: 92

Joe Nieuwendyk, 1987-88

### ONE SEASON SERIES: 21

Joe Mullen vs. Los Angeles (8 games), 1988-89, (14 goals, 7 assists)

### CONSECUTIVE GAMES SCORING: 16

Gary Suter, 1987-88  
Gary Roberts, 1991-92  
Jarome Iginla, 1999-00

### ONE GAME: 7

Sergei Makarov, Feb. 25, 1990 vs. Edmonton, (2 goals, 5 assists)

### ONE PERIOD: 4

Gary Suter, Apr. 4, 1986 vs. Edmonton, 2nd, 4 assists

Joe Nieuwendyk, Jan. 11, 1989 vs. Winnipeg, 3rd, 4 goals

Al MacInnis, Mar. 28, 1991 vs. Edmonton, 1st, (1 goal, 3 assists)

Olli Jokinen, Feb. 14, 2011 at Colorado, 1st, (1 goal, 3 assists)

### ONE GAME, BY A GOALTENDER: 3

Jeff Reese, Feb. 10, 1993 vs. San Jose, 3 assists

### NHL RECORD

## MOST GOALS

### ONE SEASON: 66

Lanny McDonald, 1982-83

### ONE SEASON, BY A CENTRE: 51

Joe Nieuwendyk, 1987-88; 1988-89

### ONE SEASON, BY A LEFT WING: 53

Gary Roberts, 1991-92

### ONE SEASON, BY A RIGHT WING: 66

Lanny McDonald, 1982-83

### ONE SEASON, BY A DEFENCEMAN: 28

Al MacInnis, 1989-90; 1990-91; 1993-94

### ONE SEASON, BY A ROOKIE: 51

Joe Nieuwendyk, 1987-88

### ONE SEASON SERIES: 14

Joe Mullen vs. Los Angeles (8 games), 1988-89

### CONSECUTIVE GAMES SCORING: 8

Kent Nilsson, 1983-84  
Gary Roberts, 1992-93

### ONE GAME: 5

Joe Nieuwendyk, Jan. 11, 1989 vs. Winnipeg

### ONE PERIOD: 4

Joe Nieuwendyk, Jan. 11, 1989 vs. Winnipeg, 3rd period

### TIES NHL RECORD

### POWER-PLAY GOALS, ONE SEASON: 31

Joe Nieuwendyk, 1987-88

### SHORTHANDED GOALS, ONE SEASON: 9

Kent Nilsson, 1984-85

### SHORTHANDED GOALS, ONE GAME: 3

Theoren Fleury, Mar. 9, 1991 at St. Louis

### FIRST GOALS OF THE GAME, ONE SEASON: 14

Kent Nilsson, 1980-81

### GAME WINNING GOALS, ONE SEASON: 12

Joe Mullen, 1986-87

### GAME TYING GOALS, ONE SEASON: 4

Eric Vail, 1974-75  
Jacques Richard, 1974-75

Kent Nilsson, 1980-81

Jim Peplinski, 1981-82

### OVERTIME GOALS, ONE SEASON: 3

Joe Nieuwendyk, 1988-89

Sean Monahan, 2014-15

Johnny Gaudreau, 2015-16

## MOST ASSISTS

### ONE SEASON: 82

Kent Nilsson, 1980-81

### ONE SEASON, BY A CENTRE: 82

Kent Nilsson, 1980-81

### ONE SEASON, BY A LEFT WING: 59

Alex Tanguay, 2006-07

### ONE SEASON, BY A RIGHT WING: 71

Bob MacMillan, 1978-79

### ONE SEASON, BY A DEFENCEMAN: 75

Al MacInnis, 1990-91

### ONE SEASON, BY A ROOKIE: 62

Sergei Makarov, 1989-90

### ONE SEASON, SERIES: 13

Paul Reinhart vs. Edmonton (7 games), 1982-83

Guy Chouinard vs. Edmonton (8 games), 1982-83

### CONSECUTIVE GAMES SCORING: 9

Kent Nilsson, 1984-85

Al MacInnis, 1986-87

Gary Suter, 1987-88

### ONE GAME: 6

Guy Chouinard, Feb. 25, 1981 vs. NY Islanders  
Gary Suter, Apr. 4, 1986 vs. Edmonton

### ONE PERIOD: 4

Gary Suter, Apr. 4, 1986 vs. Edmonton, 2nd period

## MOST PENALTIES

### MINUTES, ONE SEASON: 375

Tim Hunter, 1988-89

### MINUTES ONE SEASON, BY A CENTRE: 213

Joel Otto, 1988-89

### MINUTES ONE SEASON, BY A LEFT WING: 282

Gary Roberts, 1987-88

### MINUTES ONE SEASON, BY A RIGHT WING: 375

Tim Hunter, 1988-89

### MINUTES ONE SEASON, BY A DEFENCEMAN: 271

Neil Sheehy, 1985-86

### MINUTES ONE SEASON, BY A ROOKIE: 208

Todd Simpson, 1996-97

### CONSECUTIVE GAMES PENALIZED: 14

Willi Plett, 1977-78; Tim Hunter, 1986-87

### ONE GAME: 8

Charlie Bourgeois, Jan. 27, 1986

vs. Los Angeles, (7 minors, 1-10

minute misconduct)

Theoren Fleury, Nov. 9, 1997 at Detroit, (5 minors, 3-10 minute misconduct)

# FLAMES ALL-TIME INDIVIDUAL RECORDS

CONTINUED

**MINUTES, ONE GAME: 41**

Neil Sheehy, Mar. 21, 1986 vs. Vancouver,  
(3 minors, 1 major,  
3-10 minute misconduct)

**MINUTES, ONE PERIOD: 37**

Nick Fotiu, Mar. 8, 1987 at NY Rangers,  
(minor, major, 10-minute misconduct,  
2 game misconducts)

## MOST SHOTS

**ONE SEASON: 353**

Theoren Fleury, 1995-96

**ONE GAME: 13**

Al MacInnis, Mar. 24, 1993 vs. St. Louis  
Theoren Fleury, Mar. 2, 1995 vs. Vancouver

**ONE PERIOD: 8**

Kari Eloranta, Oct. 15, 1983 vs. Edmonton,  
2nd period

## MISCELLANEOUS

**SHUTOUTS, ONE SEASON: 10**

Miikka Kiprusoff, 2005-06

**WINS ONE SEASON, BY A GOALTENDER: 45**

Miikka Kiprusoff, 2008-09

**LONGEST UNDEFEATED STREAK, BY A**

**GOALTENDER: 19 Games**  
Rejean Lemelin, 12 wins, 7 ties, 1983-84

**MOST CONSECUTIVE SHUTOUT MINUTES,**

**FOR: 164:40**  
Michael Vernon Dec. 12-19, 1992

**MOST CONSECUTIVE GAMES PLAYED,**

**GOALTENDER: 28**  
Trevor Kidd, Jan. 20, 1995 to  
Mar. 19, 1995

**LOWEST GOALS AGAINST AVERAGE: 1.69**

Miikka Kiprusoff, 2003-04

**HIGHEST SAVE PERCENTAGE: 0.933**

Miikka Kiprusoff, 2003-04

**PENALTY SHOTS, ONE SEASON: 3**

Joe Mullen, 1986-87  
Shean Donovan, 2003-04

**MOST PENALTY SHOTS STOPPED FOR,**

**ONE GAME: 2**  
Joe Mullen, 1986-87  
Shean Donovan, 2003-04

**MOST PENALTY SHOTS STOPPED AGAINST,**

**ONE GAME: 2**  
Miikka Kiprusoff, Mar. 4, 2011

**3 OR MORE GOAL GAMES, ONE SEASON: 5**

Hakan Loob, 1987-88  
Theoren Fleury, 1990-91

**HIGHEST PLUS-MINUS, ONE GAME: +9**

Theoren Fleury, Feb. 10, 1993  
vs. San Jose

**MOST 1ST GOALS OF THE SEASON: 3**

Theoren Fleury, 1991-92, 1993-94,  
1994-95

**MOST CONSECUTIVE SEASONS**

**WITH 30+ GOALS: 11**  
Jarome Iginla, 2000-12

**MOST ALL-STARS IN THE STARTING**

**LINEUP: 2**  
Jarome Iginla and Dion Phaneuf, 2008



# PLAYOFF RECORDS



**FLAMES ALL-TIME PLAYOFF RESULTS**

DATE	TEAMS	RESULT	DATE	TEAMS	RESULT
04/09/1974	ATL at PHI	1-4 L	04/12/1986	CGY at WPG	4-3 W (OT)
04/11/1974	ATL at PHI	1-5 L	04/18/1986	CGY at EDM	4-1 W
04/12/1974	ATL vs. PHI	1-4 L	04/20/1986	CGY at EDM	5-6 L (OT)
04/14/1974	ATL vs. PHI	3-4 L (OT)	04/22/1986	CGY vs. EDM	3-2 W
04/06/1976	ATL at LAK	1-2 L	04/24/1986	CGY vs. EDM	4-7 L
04/08/1976	ATL vs. LAK	0-1 L	04/26/1986	CGY at EDM	4-1 W
04/05/1977	ATL at LAK	2-5 L	04/28/1986	CGY vs. EDM	2-5 L
04/07/1977	ATL vs. LAK	3-2 W	04/30/1986	CGY at EDM	3-2 W
04/09/1977	ATL at LAK	2-4 L	05/02/1986	CGY vs. STL	2-3 L
04/11/1978	ATL vs. DET	3-5 L	05/04/1986	CGY vs. STL	8-2 W
04/13/1978	ATL at DET	2-3 L	05/06/1986	CGY at STL	5-3 W
04/10/1979	ATL vs. TOR	1-2 L	05/08/1986	CGY at STL	2-5 L
04/12/1979	ATL at TOR	4-7 L	05/10/1986	CGY vs. STL	4-2 W
04/08/1980	ATL at NYR	1-2 L (OT)	05/12/1986	CGY at STL	5-6 L (OT)
04/09/1980	ATL at NYR	1-5 L	05/14/1986	CGY vs. STL	2-1 W
04/11/1980	ATL vs. NYR	4-2 W	05/16/1986	CGY vs. MTL	5-2 W
04/12/1980	ATL vs. NYR	2-5 L	05/18/1986	CGY vs. MTL	2-3 L (OT)
04/08/1981	CGY vs. CHI	4-3 W	05/20/1986	CGY at MTL	3-5 L
04/09/1981	CGY vs. CHI	6-2 W	05/22/1986	CGY at MTL	0-1 L
04/11/1981	CGY at CHI	5-4 W (2OT)	05/24/1986	CGY vs. MTL	3-4 L
04/16/1981	CGY at PHI	0-4 L	04/08/1987	CGY vs. WPG	2-4 L
04/17/1981	CGY at PHI	5-4 W	04/09/1987	CGY vs. WPG	2-3 L
04/19/1981	CGY vs. PHI	2-1 W	04/11/1987	CGY at WPG	3-2 W (OT)
04/20/1981	CGY vs. PHI	5-4 W	04/12/1987	CGY at WPG	3-4 L
04/22/1981	CGY at PHI	4-9 L	04/14/1987	CGY vs. WPG	4-3 W
04/24/1981	CGY vs. PHI	2-3 L	04/16/1987	CGY at WPG	1-6 L
04/26/1981	CGY at PHI	4-1 W	04/06/1988	CGY vs. LAK	9-2 W
04/28/1981	CGY vs. MIN	1-4 L	04/07/1988	CGY vs. LAK	6-4 W
04/30/1981	CGY vs. MIN	3-2 W	04/09/1988	CGY at LAK	2-5 L
05/03/1981	CGY at MIN	4-6 L	04/10/1988	CGY at LAK	7-3 W
05/05/1981	CGY at MIN	4-7 L	04/12/1988	CGY vs. LAK	6-4 W
05/07/1981	CGY vs. MIN	3-1 W	04/19/1988	CGY vs. EDM	1-3 L
05/09/1981	CGY at MIN	3-5 L	04/21/1988	CGY vs. EDM	4-5 L (OT)
04/07/1982	CGY at VAN	3-5 L	04/23/1988	CGY at EDM	2-4 L
04/08/1982	CGY at VAN	1-2 L (OT)	04/25/1988	CGY at EDM	4-6 L
04/10/1982	CGY vs. VAN	1-3 L	04/05/1989	CGY vs. VAN	3-4 L (OT)
04/06/1983	CGY vs. VAN	4-3 W (OT)	04/06/1989	CGY vs. VAN	5-2 W
04/07/1983	CGY vs. VAN	5-3 W	04/08/1989	CGY at VAN	4-0 W
04/09/1983	CGY at VAN	4-5 L	04/09/1989	CGY at VAN	3-5 L
04/10/1983	CGY at VAN	4-3 W (OT)	04/11/1989	CGY vs. VAN	4-0 W
04/14/1983	CGY at EDM	3-6 L	04/13/1989	CGY at VAN	3-6 L
04/15/1983	CGY at EDM	1-5 L	04/15/1989	CGY vs. VAN	4-3 W (OT)
04/17/1983	CGY vs. EDM	2-10 L	04/18/1989	CGY vs. LAK	4-3 W (OT)
04/18/1983	CGY vs. EDM	6-5 W	04/20/1989	CGY vs. LAK	8-3 W
04/20/1983	CGY at EDM	1-9 L	04/22/1989	CGY at LAK	5-2 W
04/04/1984	CGY vs. VAN	5-3 W	04/24/1989	CGY at LAK	5-3 W
04/05/1984	CGY vs. VAN	4-2 W	05/02/1989	CGY vs. CHI	3-0 W
04/07/1984	CGY at VAN	0-7 L	05/04/1989	CGY vs. CHI	2-4 L
04/08/1984	CGY at VAN	5-1 W	05/06/1989	CGY at CHI	5-2 W
04/12/1984	CGY at EDM	2-5 L	05/08/1989	CGY at CHI	2-1 W (OT)
04/13/1984	CGY at EDM	6-5 W (OT)	05/10/1989	CGY vs. CHI	3-1 W
04/15/1984	CGY vs. EDM	2-3 L	05/14/1989	CGY vs. MTL	3-2 W
04/16/1984	CGY vs. EDM	3-5 L	05/17/1989	CGY vs. MTL	2-4 L
04/18/1984	CGY at EDM	5-4 W	05/19/1989	CGY at MTL	3-4 L (2OT)
04/20/1984	CGY vs. EDM	5-4 W (OT)	05/21/1989	CGY at MTL	4-2 W
04/22/1984	CGY at EDM	4-7 L	05/23/1989	CGY vs. MTL	3-2 W
04/10/1985	CGY at WPG	4-5 L (OT)	05/25/1989	CGY at MTL	4-2 W
04/11/1985	CGY at WPG	2-5 L	04/04/1990	CGY vs. LAK	3-5 L
04/13/1985	CGY vs. WPG	4-0 W	04/06/1990	CGY vs. LAK	8-5 W
04/14/1985	CGY vs. WPG	3-5 L	04/08/1990	CGY at LAK	1-2 L (OT)
04/09/1986	CGY vs. WPG	5-1 W	04/10/1990	CGY at LAK	4-12 L
04/10/1986	CGY vs. WPG	6-4 W	04/12/1990	CGY vs. LAK	5-1 W

**FLAMES ALL-TIME PLAYOFF RESULTS** CONTINUED

DATE	TEAMS	RESULT
04/14/1990	CGY at LAK	3-4 L (20T)
04/04/1991	CGY vs. EDM	1-3 L
04/06/1991	CGY vs. EDM	3-1 W
04/08/1991	CGY at EDM	3-4 L
04/10/1991	CGY at EDM	2-5 L
04/12/1991	CGY vs. EDM	5-3 W
04/14/1991	CGY at EDM	2-1 W (OT)
04/16/1991	CGY vs. EDM	4-5 L (OT)
04/18/1993	CGY vs. LAK	3-6 L
04/21/1993	CGY vs. LAK	9-4 W
04/23/1993	CGY at LAK	5-2 W
04/25/1993	CGY at LAK	1-3 L
04/27/1993	CGY vs. LAK	4-9 L
04/29/1993	CGY at LAK	6-9 L
04/18/1994	CGY vs. VAN	0-5 L
04/20/1994	CGY vs. VAN	7-5 W
04/22/1994	CGY at VAN	4-2 W
04/24/1994	CGY at VAN	3-2 W
04/26/1994	CGY vs. VAN	1-2 L (OT)
04/28/1994	CGY at VAN	2-3 L (OT)
04/30/1994	CGY vs. VAN	3-4 L (20T)
05/07/1995	CGY vs. SJS	4-5 L
05/09/1995	CGY vs. SJS	4-5 L (OT)
05/11/1995	CGY at SJS	9-2 W
05/13/1995	CGY at SJS	6-4 W
05/15/1995	CGY vs. SJS	5-0 W
05/17/1995	CGY at SJS	3-5 L
05/19/1995	CGY vs. SJS	4-5 L (20T)
04/17/1996	CGY at CHI	1-4 L
04/19/1996	CGY at CHI	0-3 L
04/21/1996	CGY vs. CHI	5-7 L
04/23/1996	CGY vs. CHI	1-2 L (30T)
04/07/2004	CGY at VAN	3-5 L
04/09/2004	CGY at VAN	2-1 W
04/11/2004	CGY vs. VAN	1-2 L
04/13/2004	CGY vs. VAN	4-0 W
04/15/2004	CGY at VAN	2-1 W
04/17/2004	CGY vs. VAN	5-4 L (30T)
04/19/2004	CGY at VAN	3-2 W (OT)
04/22/2004	CGY at DET	2-1 W (OT)
04/24/2004	CGY at DET	2-5 L
04/27/2004	CGY vs. DET	3-2 W
04/29/2004	CGY vs. DET	2-4 L
05/01/2004	CGY at DET	1-0 W
05/03/2004	CGY vs. DET	1-0 W (OT)
05/09/2004	CGY at SJS	4-3 W
05/11/2004	CGY at SJS	4-1 W
05/13/2004	CGY vs. SJS	0-3 L
05/16/2004	CGY vs. SJS	2-4 L
05/17/2004	CGY at SJS	3-0 W
05/19/2004	CGY vs. SJS	3-1 W
05/25/2004	CGY at TBL	4-1 W
05/27/2004	CGY at TBL	1-4 L
05/29/2004	CGY vs. TBL	3-0 W
05/31/2004	CGY vs. TBL	0-1 L
06/03/2004	CGY at TBL	3-2 W (OT)
06/05/2004	CGY vs. TBL	2-3 L (20T)
06/07/2004	CGY at TBL	1-2 L
04/21/2006	CGY vs. ANA	2-1 W
04/23/2006	CGY vs. ANA	3-4 L
04/25/2006	CGY vs. ANA	5-2 W
04/27/2006	CGY vs. ANA	2-3 L

DATE	TEAMS	RESULT
04/29/2006	CGY vs. ANA	3-2 W
05/01/2006	CGY vs. ANA	1-2 L
05/03/2006	CGY vs. ANA	0-3 L
04/12/2007	CGY at DET	1-4 L
04/15/2007	CGY at DET	1-3 L
04/17/2007	CGY vs. DET	3-2 W
04/19/2007	CGY vs. DET	3-2 W
04/21/2007	CGY at DET	1-5 L
04/22/2007	CGY vs. DET	1-2 L(20T)
04/09/2008	CGY at SJS	3-2 W
04/10/2008	CGY at SJS	0-2 L
04/13/2008	CGY vs. SJS	4-3 W
04/15/2008	CGY vs. SJS	2-3 L
04/17/2008	CGY at SJS	3-4 L
04/20/2008	CGY vs. SJS	2-0 W
04/22/2008	CGY at SJS	3-5 L
04/16/2009	CGY at CHI	2-3 L (OT)
04/18/2009	CGY at CHI	2-3 L
04/20/2009	CGY vs. CHI	4-2 W
04/22/2009	CGY vs. CHI	6-4 W
04/25/2009	CGY at CHI	1-5 L
04/27/2009	CGY vs. CHI	1-4 L
04/15/2015	CGY at VAN	2-1 W
04/17/2015	CGY at VAN	1-4 L
04/19/2015	CGY vs. VAN	4-2 W
04/21/2015	CGY vs. VAN	3-1 W
04/23/2015	CGY at VAN	1-2 L
04/25/2015	CGY vs. VAN	7-4 W
04/30/2015	CGY at ANA	1-6 L
05/03/2015	CGY at ANA	0-3 L
05/05/2015	CGY vs. ANA	4-3 W (OT)
05/08/2015	CGY vs. ANA	2-4 L
05/10/2015	CGY at ANA	2-3 L (OT)

**FLAMES ALL-TIME PLAYOFF OVERTIME GAMES**

DATE		OPPOSITION	SCORE		SCORER	TIME
May 5, 2015	vs.	Anaheim	4-3	W	Mikael Backlund	4:24
May 10, 2015	at	Anaheim	2-3	L	Corey Perry	2:26
April 16, 2009	at	Chicago	2-3	L	Martin Havlat	0:12
April 22, 2007	vs.	Detroit	1-2	L	Johan Franzen	24:23
April 21, 2006	vs.	Anaheim	2-1	W	Darren McCarty	9:45
April 27, 2006	at	Anaheim	2-3	L	Sean O'Donnell	1:36
June 5, 2004	vs.	Tampa Bay	2-3	L	Martin St. Louis	20:33
June 3, 2004	at	Tampa Bay	3-2	W	Oleg Saprykin	14:40
May 9, 2004	at	San Jose	4-3	W	Steve Montador	18:43
May 3, 2004	vs.	Detroit	1-0	W	Martin Gelinás	19:13
April 22, 2004	at	Detroit	2-1	W	Marcus Nilson	2:39
April 19, 2004	at	Vancouver	3-2	W	Martin Gelinás	1:25
April 17, 2004	vs.	Vancouver	4-5	L	Brendan Morrison	42:28
April 23, 1996	vs.	Chicago	1-2	L	Joe Murphy	50:02
May 19, 1995	vs.	San Jose	4-5	L	Ray Whitney	21:54
May 9, 1995	vs.	San Jose	4-5	L	Ulf Dahlen	12:21
April 30, 1994	vs.	Vancouver	3-4	L	Pavel Bure	22:20
April 28, 1994	at	Vancouver	2-3	L	Trevor Linden	16:43
April 26, 1994	vs.	Vancouver	1-2	L	Geoff Courtall	7:15
April 16, 1991	vs.	Edmonton	4-5	L	Esa Tikkanen	6:58
April 14, 1991	at	Edmonton	2-1	W	Theoren Fleury	4:40
April 14, 1990	at	Los Angeles	3-4	L	Mike Krushelnyski	23:14
April 8, 1990	at	Los Angeles	1-2	L	Tony Granato	8:37
May 19, 1989	at	Montreal	3-4	L	Ryan Walter	38:08
May 8, 1989	at	Chicago	2-1	W	Al MacInnis	15:05
April 18, 1989	vs.	Los Angeles	4-3	W	Doug Gilmour	7:47
April 15, 1989	vs.	Vancouver	4-3	W	Joel Otto	19:21
April 5, 1989	vs.	Vancouver	3-4	W	Paul Reinhart	2:47
April 15, 1988	vs.	Edmonton	4-5	L	Wayne Gretzky	7:54
April 11, 1987	at	Winnipeg	3-2	W	Mike Bullard	3:53
May 18, 1986	vs.	Montreal	2-3	L	Brian Skrudland	0:09
May 12, 1986	at	St. Louis	5-6	L	Doug Wickenheiser	7:30
April 20, 1986	at	Edmonton	5-6	L	Glenn Anderson	1:04
April 12, 1986	at	Winnipeg	4-3	W	Lanny McDonald	8:25
April 10, 1985	at	Winnipeg	4-5	L	Brian Mullen	7:56
April 20, 1984	vs.	Edmonton	5-4	W	Lanny McDonald	1:04
April 13, 1984	at	Edmonton	6-5	W	Carey Wilson	3:42
April 10, 1983	at	Vancouver	4-3	W	Greg Meredith	1:06
April 6, 1983	vs.	Vancouver	4-3	W	Eddy Beers	12:27
April 8, 1982	at	Vancouver	1-2	L	Dave Williams	14:20
April 11, 1981	at	Chicago	5-4	W	Willi Plett	35:17
April 8, 1980	at	NY Rangers	1-2	L	Steve Vickers	0:33
April 14, 1974	vs.	Philadelphia	3-4	L	Dave Schultz	5:40

	GP	W	L	GP	W	L	GP	W	L		
Home	20	7	13	Road	23	11	12	Overall	43	18	25

## FLAMES ALL-TIME vs OTHER TEAMS

OPPONENT	SERIES	W	L	GP	W	L	GF	GA	LAST MTG.	RND.	RESULT
Anaheim	2	0	2	12	4	8	25	36	2015	CSF	L 1-4
Chicago	4	2	2	18	9	9	53	54	2009	CQF	L 2-4
Dallas	1	0	1	7	3	4	19	25	1981	SF	L 2-4
Detroit	3	1	2	14	6	8	26	38	2007	CQF	L 4-2
Edmonton	5	1	4	30	11	19	96	132	1991	DSF	L 3-4
Los Angeles	6	2	4	26	13	13	102	105	1993	DSF	L 2-4
Montreal	2	1	1	11	5	6	32	31	1989	F	W 4-2
NY Rangers	1	0	1	4	1	3	8	14	1980	PRE	L 1-3
Philadelphia	2	1	1	11	4	7	28	43	1981	QF	W 4-3
Phoenix	3	1	2	13	6	7	43	45	1987	DSF	L 2-4
St. Louis	1	1	0	7	4	3	28	22	1986	CF	W 4-3
San Jose	3	1	2	20	10	10	68	57	2008	CQF	L 4-3
Tampa Bay	1	0	1	7	3	4	14	13	2004	F	L 3-4
Toronto	1	0	1	2	0	2	5	9	1979	PRE	L 0-2
Vancouver	7	5	2	38	21	17	119	110	2015	CQF	W 4-2
<b>TOTALS</b>	<b>42</b>	<b>16</b>	<b>26</b>	<b>219</b>	<b>99</b>	<b>120</b>	<b>675</b>	<b>734</b>	-	-	-

## FLAMES ALL-TIME SERIES RECORD vs OTHER TEAMS

OPPONENT	YEAR	SERIES WINNER	W	L	GF	GA	OPPONENT	YEAR	SERIES WINNER	W	L	GF	GA		
Anaheim	2006	CQF	ANA	3	4	16	17	Montreal	1986	F	MTL	1	4	13	15
Anaheim	2015	CSF	ANA	1	4	9	19	Montreal	1989	F	CGY	4	2	19	16
Chicago	1981	PRE	CGY	3	0	15	9	NY Rangers	1980	PRE	NYR	1	3	8	14
Chicago	1989	CF	CGY	4	1	15	8	Philadelphia	1974	QF	PHI	0	4	6	17
Chicago	1996	CQF	CHI	0	4	7	16	Philadelphia	1981	QF	CGY	4	3	22	26
Chicago	2009	CQF	CHI	2	4	16	21	St. Louis	1986	CF	CGY	4	3	28	22
Detroit	1978	PRE	DET	0	2	5	8	San Jose	1995	CQF	SJS	3	4	35	26
Detroit	2004	CSF	CGY	4	2	11	12	San Jose	2004	CF	CGY	4	2	16	12
Detroit	2007	CQF	DET	2	4	10	18	San Jose	2008	CQF	SJS	3	4	17	19
Edmonton	1983	DF	EDM	1	4	13	35	Tampa Bay	2004	F	TBL	3	4	14	13
Edmonton	1984	DF	EDM	3	4	27	33	Toronto	1979	PRE	TOR	0	2	5	9
Edmonton	1986	DF	CGY	4	3	25	24	Vancouver	1982	DSF	VAN	0	3	5	10
Edmonton	1988	DF	EDM	0	4	11	18	Vancouver	1983	DSF	CGY	3	1	17	14
Edmonton	1991	DSF	EDM	3	4	20	22	Vancouver	1984	DSF	CGY	3	1	14	13
Los Angeles	1976	PRE	LAK	0	2	1	3	Vancouver	1989	DSF	CGY	4	3	26	20
Los Angeles	1977	PRE	LAK	1	2	7	11	Vancouver	1994	CQF	VAN	3	4	20	23
Los Angeles	1988	DSF	CGY	4	1	30	18	Vancouver	2004	CQF	CGY	4	3	19	16
Los Angeles	1989	DF	CGY	4	0	22	11	Vancouver	2015	CQF	CGY	4	2	18	14
Los Angeles	1990	DSF	LAK	2	4	24	29	Winnipeg	1985	DSF	WPG	1	3	13	15
Los Angeles	1993	DSF	LAK	2	4	28	33	Winnipeg	1986	DSF	CGY	3	0	15	8
Minnesota	1981	SF	MIN	2	4	18	25	Winnipeg	1987	DSF	WPG	2	4	15	22

## FLAMES ALL-TIME PLAYOFF LEADERS

### GOALS

Mullen	35
Nieuwendyk	32
Fleury	29
Iginla	28
Loob	26
MacInnis	25
McDonald	24
Otto	23
Reinhart	21
Gilmour	15
Peplinski	15

### ASSISTS

MacInnis	77
Reinhart	51
Otto	38
Fleury	33
Suter	33
Peplinski	31
Roberts	30
Loob	28
Nieuwendyk	28
Chouinard	26

### POINTS

MacInnis	102
Reinhart	72
Fleury	62
Otto	61
Nieuwendyk	60
Mullen	55
Loob	54
Iginla	49
McDonald	47
Peplinski	46

### PENALTY MINUTES

Peplinski	382
Hunter, T	352
Roberts	216
Plett	191
Otto	188
MacInnis	153
Baxter	120
Sheehy	104
McDonald	98
Fleury	96

### GAMES PLAYED

Peplinski	99
MacInnis	95
Otto	87
Hunter, T	86
Macoun	84
Vernon (G)	81
Reinhart	76
Loob	73
Patterson	72
McDonald	72
Nieuwendyk	66
Mullen	61
Fleury	59
Roberts	58
Iginla	54
Kiprusoff (G)	54
Risebrough	50
Suter	49
Conroy	45
Yelle	43
Regehr	41
Chouinard	41

**FLAMES CAREER PLAYOFF POINT LEADERS**

PLAYER	GP	G	A	PTS	PIM
MacInnis	95	25	77	102	153
Reinhart	76	21	51	72	38
Fleury	59	29	33	62	96
Otto	87	23	38	61	188
Nieuwendyk	66	32	28	60	36
Mullen	61	35	20	55	18
Loob	73	26	28	54	16
Iginla	54	28	21	49	70
McDonald	72	24	23	47	98
Peplinski	99	15	31	46	382
Roberts	58	13	30	43	216
Suter	49	6	33	39	68
Chouinard	41	9	26	35	12
Gilmour	35	15	13	28	28
Nilsson	33	4	24	28	8
Patterson	72	11	16	27	55
Risebrough	50	10	17	27	95
Macoun	84	6	19	25	87
Quinn, D	29	11	12	23	14
Tonelli	31	9	14	23	61
Conroy	45	7	15	22	28
Reichel	26	5	14	19	6
Plett	27	12	6	18	191
Houston	31	9	9	18	62
Langkow	26	6	12	18	12
MacMillan, B	24	8	9	17	16
Russell	34	3	13	16	70
Ramage	29	2	14	16	47
Gelinas	26	8	7	15	35
Regehr	41	3	12	15	28
Bozek	31	7	7	14	53
Titov	18	7	6	13	14
Lever	20	5	8	13	20
Stern	31	6	6	12	85
Wilson, C	32	6	6	12	10
Phaneuf	25	5	7	12	22
Hunter, T	86	5	7	12	352
Huselius	20	2	10	12	14
Leopold	39	0	12	12	18
Vail	20	5	6	11	6
Konroyd	24	4	7	11	40
Nilson	34	4	7	11	14
Eaves	19	5	5	10	10
Donovan	31	5	5	10	39
Sullivan	18	4	6	10	10
Beers	22	4	6	10	39
Nattress	38	4	6	10	22
Lombardi	33	2	8	10	10
McCrimmon	37	2	8	10	60
Yelle	43	6	3	9	32
Bridgman	12	5	4	9	47
Gaudreau	11	4	5	9	6
Bullard	12	4	5	9	8
Murzyn	32	4	5	9	35
LaVallee	19	3	6	9	15
Ranheim	19	3	6	9	2
Housley	7	0	9	9	0
Simon	22	5	3	8	81

PLAYER	GP	G	A	PTS	PIM
Hudler	11	4	4	8	2
Nieminen	24	4	4	8	55
Tanguay	13	1	7	8	12
Eloranta	21	1	7	8	19
Zalapski	18	0	8	8	16
Kisio	14	3	4	7	27
MacLellan	28	3	4	7	27
Russell, K	11	2	5	7	7
Lysiak	11	2	5	7	12
Berezan	20	2	5	7	30
Rautakallio	23	2	5	7	8
Murdoch	25	2	5	7	42
Makarov	9	1	6	7	0
Wideman	11	0	7	7	12
Ference	33	0	7	7	37
Kruse	17	4	2	6	28
Moss	17	4	2	6	4
Monahan	11	3	3	6	2
Chiasson	11	3	3	6	9
Clark	26	3	3	6	30
Saprykin	26	3	3	6	14
Clement	32	3	3	6	14
Aucoin	13	2	4	6	6
Nylander	13	0	6	6	2
Marsh	22	0	6	6	27
Kennedy	10	4	1	5	18
Nolan	7	3	2	5	2
Ferland	9	3	2	5	23
Jackson	14	3	2	5	6
Yawney	19	3	2	5	26
Hislop	28	3	2	5	11
Jokinen	6	2	3	5	4
Jones, D.	11	2	3	5	2
Brodie	11	1	4	5	0
Meredith	5	3	1	4	4
Dahlquist	7	3	1	4	4
Gould, B	11	3	1	4	4
Bennett, S	11	3	1	4	8
Romanchych	7	2	2	4	4
Hunter, M	10	2	2	4	23
Amonte	13	2	2	4	10
Holt	13	2	2	4	52
Nystrom	13	2	2	4	2
Stajan	11	1	3	4	21
Musil	25	1	3	4	21
Baxter	30	0	4	4	120
Paslawski	6	3	0	3	0
Walz	7	3	0	3	2
Hull	6	2	1	3	0
Comeau	9	2	1	3	8
Cammalleri	6	1	2	3	2
Colborne	11	1	2	3	20
Primeau	13	1	2	3	18
Kromm	14	1	2	3	13
Montador	20	1	2	3	6
Unger	4	0	3	3	2
Mulhern	5	0	3	3	5
Ashton	6	0	3	3	2

**FLAMES CAREER PLAYOFF POINT LEADERS** CONTINUED

PLAYER	GP	G	A	PTS	PIM
Glencross	6	0	3	3	12
Skrudland	6	0	3	3	12
Hamrik	13	0	3	3	10
Johnson	17	0	3	3	64
Lemelin (G)	31	0	3	3	0
Vernon (G)	81	0	3	3	18
Lalonde	3	2	0	2	0
Pronovost	6	2	0	2	2
McCarty	7	2	0	2	15
Bollig	11	2	0	2	38
Oliwa	20	2	0	2	6
Stillman	2	1	1	2	0
Lemieux, J	4	1	1	2	0
Bertuzzi	6	1	1	2	8
Bennett	9	1	1	2	45
Dunn	9	1	1	2	8
Backlund	11	1	1	2	8
Kobasew	33	1	1	2	24
Boldirev	2	0	2	2	2
Ecclestone	4	0	2	2	6
Pardy	6	0	2	2	5
Raymond	8	0	2	2	0
Manery	9	0	2	2	4
Sarich	12	0	2	2	8
Dahl	16	0	2	2	12
Patrick	16	0	2	2	8
Commodore	20	0	2	2	19
Sheehy	32	0	2	2	104
Dwyer	1	1	0	1	0
Coxe	2	1	0	1	16
Redmond	2	1	0	1	0
Giordano	4	1	0	1	0
Korn	4	1	0	1	12
Murray	4	1	0	1	2
Bourque	5	1	0	1	22
Boyd	5	1	0	1	0
Gibbs	5	1	0	1	4
Jalonen	5	1	0	1	0
Zyuzin	5	1	0	1	2
Labraaten	8	1	0	1	4
Fox	2	0	1	1	8
Ingarfield	2	0	1	1	0
Lindberg	2	0	1	1	2
Phillipoff	2	0	1	1	2
Rota	2	0	1	1	26
Tambellini	2	0	1	1	0
Evason	3	0	1	1	0
Granlund	3	0	1	1	0
Guy	4	0	1	1	23
Hexall	4	0	1	1	16
Huscroft	4	0	1	1	4
Ribble	4	0	1	1	8
Simpson	4	0	1	1	2
Eriksson	5	0	1	1	2
Johansson	5	0	1	1	2
Matteau	5	0	1	1	0
Berube	6	0	1	1	21
Gauthier	6	0	1	1	4

PLAYER	GP	G	A	PTS	PIM
Lundmark	6	0	1	1	7
Lydman	6	0	1	1	2
Stuart	6	0	1	1	6
Churla	7	0	1	1	17
Quinn, P	7	0	1	1	8
Kea	8	0	1	1	9
Keczmer	10	0	1	1	6
Engelland	11	0	1	1	50
Fotiu	11	0	1	1	34
Hrdina	11	0	1	1	2
Schlemko	11	0	1	1	2
Shand	11	0	1	1	57
Vandermeer	13	0	1	1	8
Bourgeois	15	0	1	1	51
McCarthy	17	0	1	1	61
Warrener	37	0	1	1	30
Kiprusoff (G)	52	0	1	1	6
Bolduc	1	0	0	0	0
Bradley	1	0	0	0	0
Carr	1	0	0	0	0
Christoff	1	0	0	0	0
Courteau	1	0	0	0	0
Glynn	1	0	0	0	0
Hlushko	1	0	0	0	2
Hulse	1	0	0	0	0
MacDonald	1	0	0	0	0
McElhinney (G)	1	0	0	0	0
McLennan (G)	1	0	0	0	12
Priakin	1	0	0	0	0
Sabourin	1	0	0	0	0
Shore	1	0	0	0	2
Torgajev	1	0	0	0	0
Turek (G)	1	0	0	0	0
Wilson, B	1	0	0	0	0
Wolf	1	0	0	0	0
Zaharko	1	0	0	0	0
Bouma	2	0	0	0	2
Carriere	2	0	0	0	2
Evans	2	0	0	0	0
Flett	2	0	0	0	0
Hilliard	2	0	0	0	0
Joseph (G)	2	0	0	0	0
Kryskow	2	0	0	0	2
Lapointe	2	0	0	0	0
Lemieux, R	2	0	0	0	0
Potter	2	0	0	0	0
Roy	2	0	0	0	0
Selling	2	0	0	0	0
St. Sauveur	2	0	0	0	0
Sweeney, B	2	0	0	0	0
Wappel	2	0	0	0	4
Cavallini	3	0	0	0	4
Diaz	3	0	0	0	0
Leclerc	3	0	0	0	2
McAdam	3	0	0	0	0
Albelin	4	0	0	0	0
Brown	4	0	0	0	0
Deadmarsh	4	0	0	0	17

**FLAMES CAREER PLAYOFF POINT LEADERS** CONTINUED

PLAYER	GP	G	A	PTS	PIM
Henderson	4	0	0	0	0
Leiter	4	0	0	0	2
Lemieux, J	4	0	0	0	0
McCreary	4	0	0	0	0
McDonough	4	0	0	0	2
Peters	4	0	0	0	0
Price	4	0	0	0	6
Reese (G)	4	0	0	0	0
Richard	4	0	0	0	2
Stewart	4	0	0	0	10
Tabaracci (G)	4	0	0	0	0
Wamsley (G)	4	0	0	0	0
Godard	5	0	0	0	0
Fenton	5	0	0	0	2
Friesen	5	0	0	0	2
Myre (G)	5	0	0	0	0

PLAYER	GP	G	A	PTS	PIM
Bartel	6	0	0	0	16
Wotherspoon	6	0	0	0	0
Gould	7	0	0	0	4
Hiller (G)	7	0	0	0	0
Kyte	7	0	0	0	7
Ramo (G)	7	0	0	0	0
Hale	8	0	0	0	8
Ritchie	8	0	0	0	10
Jooris	9	0	0	0	4
Kidd (G)	9	0	0	0	0
Hindmarch	10	0	0	0	6
Lowry	10	0	0	0	6
Edwards (G)	11	0	0	0	0
Bouchard (G)	12	0	0	0	0
Riggin (G)	14	0	0	0	0

**FLAMES CAREER PLAYOFF LEADERS - GOALTENDERS**

GOALTENDER	GP	MIN	GA	EN	SO	GAA	WIN	LOSS
Vernon	81	4773	240	4	3	3.02	43	33
Kiprusoff	52	3127	122	4	6	2.34	24	26
Lemelin	31	1619	108	2	1	4.00	11	14
Riggin	14	823	47	1	0	3.43	6	7
Hiller	7	322	14	0	0	2.61	3	3
Kidd	9	517	35	0	1	4.06	3	5
Edwards	11	443	34	1	0	4.60	3	3
Ramo	7	336	16	3	0	2.86	2	3
Joseph	2	79	1	0	0	0.76	1	0
Reese	4	209	17	1	0	4.88	1	3
Myre	5	305	18	1	0	3.54	1	4
Bouchard	12	701	42	1	0	3.59	1	11
McElhinney	1	34	1	0	0	1.76	0	0
McLennan	1	1	0	0	0	0.00	0	0
Turek	1	19	0	0	0	0.00	0	0
Tabaracci	4	223	7	0	0	1.88	0	3
Wamsley	4	104	14	0	0	8.08	0	3



**FLAMES PLAYOFF TEAM RECORDS**

**LONGEST STREAKS**

**WINNING: 6 GAMES**

Game 7, 1989 Smythe Division Semi-Finals to Game 1, Campbell Conference Championships, Apr. 15 to May 2, 1989

**HOME WINNING: 6 GAMES**

Game 2, 1989 Smythe Division Semi-Finals to Game 1, Campbell Conference Championships, Apr. 6 to May 2, 1989

**ROAD WINNING: 5 GAMES**

Game 5, Western Conference Semi-Finals to Game 1, Stanley Cup Finals, May 1 to May 25, 2004

**LOSING: 7 GAMES**

Game 1, 1974 Quarter-Finals vs. Philadelphia to Game 1, 1977 Preliminary Round vs. Los Angeles, Apr. 9, 1974 to Apr. 5, 1977

Game 3, 1977 Preliminary Round vs. Los Angeles to Game 2, 1980 Preliminary Round vs. NY Rangers, Apr. 9, 1977 to Apr. 9, 1980

**HOME LOSING: 3 GAMES**

Game 3, 1974 Quarter-Finals vs. Philadelphia to Game 2, 1976 Preliminary Round vs. Los Angeles, Apr. 12, 1974 to Apr. 8, 1976

Game 4, 1986 Smythe Division Finals to Game 3, 1986 Campbell Conference Finals vs. St. Louis, Apr. 24 to May 2, 1986

**ROAD LOSING: 9 GAMES**

Game 1, 1974 Quarter-Finals vs. Philadelphia to Game 2, 1980 Preliminary Round vs. NY Rangers, Apr. 9, 1974 to Apr. 9, 1980

**PLAYOFF YEAR - MOST**

Games: 26	2004
Home Games: 12	1986, 1989, 2004
Road Games: 14	2004
Wins: 16	1989
Losses: 11	2004
Goals, For: 82	1989
Goals, Against: 69	1986
Power-play Goals, For: 28	1989
Power-play Goals, Against: 21	2004
Shorthanded Goals, For: 5	1986
Shorthanded Goals, Against: 5	1983, 1986

**PLAYOFF SERIES**

**MOST GOALS 2 GAME SERIES: 5 (2X)**

vs. Detroit, 1977 Preliminary Round vs. Toronto, 1979 Preliminary Round

**FEWEST GOALS 2 GAME SERIES: 1**

vs. Los Angeles, 1976 Preliminary Round

**MOST GOALS 3 GAME SERIES: 15 (2X)**

vs. Chicago, 1981 Preliminary Round vs. Winnipeg, 1986 Smythe Division Finals

**FEWEST GOALS 3 GAME SERIES: 5**

vs. Vancouver, 1982 Smythe Division Semi-Finals

**MOST GOALS 4 GAME SERIES: 22**

vs. Los Angeles, 1989 Smythe Division Finals

**FEWEST GOALS 4 GAME SERIES: 6**

vs. Philadelphia, 1974 Quarter-Finals

**MOST GOALS 5 GAME SERIES: 30**

vs. Los Angeles, 1988 Smythe Division Semi-Finals

**FEWEST GOALS 5 GAME SERIES: 13 (2X)**

vs. Edmonton, 1983 Smythe Division Finals vs. Montreal, 1986 Stanley Cup Finals

**MOST GOALS 6 GAME SERIES: 28**

vs. Los Angeles, 1993 Smythe Division Semi-Finals

**FEWEST GOALS 6 GAME SERIES: 10**

vs. Detroit, 2007 Western Conference Quarter-Finals

**MOST GOALS 7 GAME SERIES: 36**

vs. San Jose, 1995 Western Conference Quarter-Finals

**FEWEST GOALS 7 GAME SERIES: 14**

vs. Tampa Bay, 2004 Stanley Cup Finals

**MOST GOALS AGAINST: 35**

vs. Edmonton, 1983 Smythe Division Finals

**FEWEST GOALS AGAINST: 3**

vs. Los Angeles, 1976 Preliminary Round

**MOST GOALS AGAINST 2 GAME SERIES: 9**

vs. Toronto, 1979 Preliminary Round

**FEWEST GOALS AGAINST 2 GAME SERIES: 3**

vs. Los Angeles, 1976 Preliminary Round

**MOST GOALS AGAINST 3 GAME SERIES: 11**

vs. Los Angeles, 1977 Preliminary Round

**FEWEST GOALS AGAINST 3 GAME SERIES: 9**

vs. Chicago, 1981 Preliminary Round

**MOST GOALS AGAINST 4 GAME SERIES: 18**

vs. Edmonton, 1988 Smythe Division Finals

**FEWEST GOALS AGAINST 4 GAME SERIES: 11**

vs. Los Angeles, 1989 Smythe Division Finals

**MOST GOALS AGAINST 5 GAME SERIES: 35**

vs. Edmonton, 1983 Smythe Division Finals

**NHL RECORD**

**FEWEST GOALS AGAINST 5 GAME SERIES: 8**

vs. Chicago, 1989 Campbell Conference Championship

**MOST GOALS AGAINST 6 GAME SERIES: 33**

vs. Los Angeles, 1993 Smythe Division Semi-Finals

**FEWEST GOALS AGAINST 6 GAME SERIES: 12 (2X)**

vs. Detroit, 2004 Western Conference Semi-Finals

vs. San Jose, 2004 Western Conference Finals

**MOST GOALS AGAINST 7 GAME SERIES: 33**

vs. Edmonton, 1984 Smythe Division Finals

**FEWEST GOALS AGAINST 7 GAME SERIES: 13**

vs. Tampa Bay, 2004 Stanley Cup Finals

**MOST GOALS BOTH TEAMS: 62**

vs. San Jose, 1995 Western Conference Quarter-Finals (Calgary 36, San Jose 26)

**FEWEST GOALS BOTH TEAMS: 4**

vs. Los Angeles, 1976 Preliminary Round (Calgary 1, Los Angeles 3)

**MOST GOALS BOTH TEAMS 2 GAME SERIES: 14**

vs. Toronto, 1979 Preliminary Round (Calgary 5, Toronto 9)

**FEWEST GOALS BOTH TEAMS 2 GAME SERIES: 4**

vs. Los Angeles, 1976 Preliminary Round (Calgary 1, Los Angeles 3)

**MOST GOALS BOTH TEAMS 3 GAME SERIES: 24**

vs. Chicago, 1981 Preliminary Round (Calgary 15, Chicago 9)

**FEWEST GOALS BOTH TEAMS 3 GAME SERIES: 15**

vs. Vancouver, 1982 Smythe Division Semi-Finals (Calgary 5, Vancouver 10)

**MOST GOALS BOTH TEAMS 4 GAME SERIES: 33**

vs. Los Angeles, 1989 Smythe Division Semi-Finals (Calgary, Los Angeles 11)

**FEWEST GOALS BOTH TEAMS 4 GAME SERIES: 22**

vs. NY Rangers, 1980 Preliminary Round (Calgary 8, Rangers 14)

**MOST GOALS BOTH TEAMS 5 GAME SERIES: 48 (2X)**

vs. Edmonton, 1983 Smythe Division Finals (Calgary 13, Edmonton 35)

vs. Los Angeles, 1988 Smythe Division Semi-Finals (Calgary 30, Los Angeles 18)

**FEWEST GOALS BOTH TEAMS 5 GAME SERIES: 23**

vs. Chicago, 1989 Campbell Conference Championship (Calgary 15, Chicago 8)

**MOST GOALS BOTH TEAMS 6 GAME SERIES: 61**

vs. Los Angeles, 1993 Smythe Division Semi-Finals (Calgary 28, Los Angeles 33)

**FEWEST GOALS BOTH TEAMS 6 GAME SERIES: 23**

vs. Detroit, 2004 Western Conference Semi-Finals (Calgary 11, Detroit 12)

**MOST GOALS BOTH TEAMS 7 GAME SERIES: 62**

vs. San Jose, 1995 Western Conference Quarter-Finals (Calgary 36, San Jose 26)

**NHL RECORD**

**FLAMES PLAYOFF TEAM RECORDS** CONTINUED

**PLAYOFF SERIES**

**FEWEST GOALS BOTH TEAMS 7 GAME SERIES: 27**

vs. Tampa Bay, 2004 Stanley Cup Finals (Calgary 14, Tampa Bay 13)

**MOST POWER-PLAY GOALS FOR: 13**

vs. St. Louis, 1986 Campbell Conference Finals

**MOST POWER-PLAY GOALS AGAINST: 10**

vs. Los Angeles, 1990 Smythe Division Semi-Finals

**MOST POWER-PLAY GOALS BOTH TEAMS: 18**

vs. St. Louis, 1986 Campbell Conference Finals (Calgary 13, St. Louis 5)

**MOST SHORTHANDED GOALS FOR: 6**

vs. San Jose, 1995 Western Conference Quarter-Finals

**TIES NHL RECORD**

**MOST SHORTHANDED GOALS AGAINST: 5**

vs. Edmonton, 1983 Smythe Division Finals

**MOST SHORTHANDED GOALS BOTH TEAMS: 7**

vs. Edmonton, 1983 Smythe Division Finals (Calgary 2, Edmonton 5)

**TIES NHL RECORD**

**MOST SHUTOUTS FOR: 2 (2X)**

vs. Vancouver, 1989 Smythe Division Semi-Finals, Apr 8, 1989 (Vernon); Apr. 11, 1989 (Vernon)

vs. Detroit, 2004 Western Conference Semi-Finals, May 1, 2004 (Kiprusoff); May 8, 2004 (Kiprusoff)

**MOST SHUTOUTS AGAINST: 1 (11X)**

vs. Los Angeles, 1976 Preliminary Round, Apr. 8, 1976 (Vachon)

vs. Philadelphia, 1981 Quarter-Finals, Apr. 16, 1981 (St. Croix)

vs. Vancouver, 1984 Smythe Division SF, Apr. 7, 1984 (Brodeur)

vs. Montreal, 1986 Stanley Cup Finals, May 22, 1986 (Roy)

vs. Vancouver, 1994 Western Conference QF, Apr. 18, 1994 (McLean)

vs. Chicago, 1996 Western Conference QF, Apr. 19, 1996, (Belfour)

vs. San Jose, 2004 Western Conference SF, May 13, 2004, (Nabokov)

vs. Tampa Bay, 2004 Stanley Cup Finals, May 31, 2004, (Khabibulin)

vs. Anaheim, 2006 Western Conference QF, May 3, 2006 (Bryzgalov)

vs. San Jose, 2008 Western Conference QF, Apr. 10, 2008 (Nabokov)

vs. Anaheim, 2015 Western Conference SF, May 3, 2015 (Andersen)

**PLAYOFF GAME**

**MOST GOALS: 9 (3X)**

Apr. 6, 1988 vs. Los Angeles, 9-2  
Apr. 21, 1993 vs. Los Angeles, 9-4  
May 11, 1995 at San Jose, 9-2

**MOST GOALS AT HOME: 9 (2X)**

Apr. 6, 1988 vs. Los Angeles, 9-2  
Apr. 21, 1993 vs. Los Angeles, 9-4

**MOST GOALS ON ROAD: 9**

May 11, 1995 at San Jose, 9-2

**MOST GOALS AGAINST: 12**

Apr. 10, 1990 at Los Angeles, 4-12

**MOST GOALS AGAINST AT HOME: 10**

Apr. 17, 1983 vs. Edmonton, 2-10

**MOST GOALS AGAINST ON ROAD: 12**

Apr. 10, 1990 at Los Angeles, 4-12

**MOST DECISIVE WIN: 7 GOALS (2X)**

Apr. 6, 1988 vs. Los Angeles, 9-2  
May 11, 1995 at San Jose, 9-2

**MOST DECISIVE WIN AT HOME: 7 GOALS**

Apr. 6, 1988 vs. Los Angeles, 9-2

**MOST DECISIVE WIN ON ROAD: 7 GOALS**

May 11, 1995 at San Jose, 9-2

**MOST DECISIVE LOSS: 8 GOALS (3X)**

Apr. 17, 1983 vs. Edmonton, 2-10  
Apr. 20, 1983 at Edmonton, 1-9  
Apr. 10, 1990 at Los Angeles, 4-12

**MOST DECISIVE LOSS AT HOME: 8 GOALS**

Apr. 17, 1983 vs. Edmonton, 2-10

**MOST DECISIVE LOSS ON ROAD: 8 GOALS (2X)**

Apr. 20, 1983 at Edmonton, 1-9  
Apr. 10, 1990 at Los Angeles, 4-12

**MOST POWER-PLAY GOALS FOR: 4 (2X)**

May 4, 1986 vs. St. Louis, 8-2  
Apr. 20, 1994 vs. Vancouver, 7-5

**MOST POWER-PLAY GOALS AGAINST: 4 (2X)**

Apr. 9, 1989 at Vancouver, 3-5  
Apr. 7, 2004 at Vancouver, 3-5

**MOST POWER-PLAY GOALS, BOTH TEAMS: 7**

Apr. 9, 1989 at Vancouver, 3-5,  
Calgary 3, Vancouver 4

**MOST SHORTHANDED GOALS FOR: 2 (2X)**

Apr. 6, 1990 vs. Los Angeles, 8-5  
May 11, 1995 at San Jose, 9-2

**MOST SHORTHANDED GOALS AGAINST: 3 (2X)**

Apr. 17, 1983 vs. Edmonton, 2-10  
Apr. 21, 2007 at Detroit, 1-5

**TIES NHL RECORD**

**FASTEST OPENING GOAL FOR: 0:20 (2X)**

May 6, 1986 at St. Louis, 5-3, Joe Mullen;  
May 11, 2004 at San Jose, 4-1, Marcus Nilsson

**FASTEST OPENING GOAL AGAINST: 0:08**

Apr. 7, 1982 at Vancouver, 1-2, Stan Smyl

**FASTEST TWO GOALS FOR: 0:15**

May 5, 1981 at Minnesota, 4-7  
3rd period, Gould (10:22)and Dwyer (10:37)

**FASTEST TWO GOALS AGAINST: 0:08**

Apr. 14, 1983 at Edmonton, 3-6,  
3rd period, Messier (2:00) and Hughes (2:08)

**FASTEST TWO GOALS BOTH TEAMS: 0:15**

Apr. 17, 1983 vs. Edmonton, 2-10,  
1st period, Gretzky (13:42) and Reinhart (13:57)

**FASTEST THREE GOALS FOR: 3:14**

Apr. 21, 1993 vs. Los Angeles, 9-4,  
3rd period, Reichel (7:23),  
Paslawski (8:14), and Fleury (10:37)

**FASTEST THREE GOALS AGAINST: 0:23**

Apr. 12, 1979 at Toronto, 4-7,  
1st period, Sittler (4:04 & 4:16) and Ellis (4:27)

**NHL RECORD**

**FASTEST THREE GOALS BOTH TEAMS: 0:55**

Apr. 17, 1983 vs. Edmonton, 2-10,  
1st period, Gretzky (13:42),  
Reinhart (13:57) and Gretzky (14:37)

**MOST PENALTY MINUTES FOR: 110**

Apr. 10, 1979 vs. Toronto

**MOST PENALTY MINUTES AGAINST: 110**

Apr. 24, 1986 vs. Edmonton

**MOST PENALTY MINUTES BOTH TEAMS: 219**

Apr. 10, 1979 vs. Toronto

**FEWEST PENALTY MINUTES FOR: 4 (5X)**

May 19, 1995 vs. San Jose (2 OT)  
Apr. 27, 2004 vs. Detroit  
Jun. 3, 2004 vs. Tampa Bay  
Apr. 9, 2008 vs. San Jose  
Apr. 27, 2009 vs. Chicago

**FEWEST PENALTY MINUTES AGAINST: 2 (3X)**

May 19, 1995 vs. San Jose (2 OT)  
Apr. 22, 2009 vs. Chicago  
Apr. 15, 2015 vs. Vancouver

**FEWEST PENALTY MINUTES BOTH TEAMS: 6**

May 19, 1995 vs. San Jose (2 OT),  
(Flames 4, San Jose 2)

**MOST SHOTS ON GOAL FOR: 60**

May 19, 1995 vs. San Jose, 4-5 (2 OT)

**MOST SHOTS ON GOAL AGAINST: 65**

Apr. 11, 1981 at Chicago, 5-4 OT  
Apr. 6, 1988 vs. Los Angeles, 9-2

**MOST SHOTS ON GOAL BOTH TEAMS: 113**

Apr. 11, 1981 at Chicago, 5-4 OT,  
(Calgary 48, Chicago 65)

**FEWEST SHOTS ON GOAL FOR: 10**

Apr. 15, 2008 vs. San Jose, 2-3

**FEWEST SHOTS ON GOAL AGAINST: 15**

Jun. 7, 2004 at Tampa Bay, 1-2

**FEWEST SHOTS ON GOAL BOTH TEAMS: 32**

Jun. 7, 2004 at Tampa Bay, 1-2

## FLAMES PLAYOFF TEAM RECORDS CONTINUED

### PLAYOFF PERIOD

#### MOST GOALS FOR: 5

Apr. 21, 1993 vs. Los Angeles,

#### MOST GOALS AGAINST: 5 (3X)

Apr. 22, 1981 at Philadelphia,  
4-9, 1st period

Apr. 20, 1983 at Edmonton,  
1-9, 2nd period

Apr. 10, 1990 at Los Angeles,  
4-12, 2nd period

#### MOST GOALS BOTH TEAMS: 9

Apr. 10, 1990 at Los Angeles,  
4-12, 2nd period, Calgary 4,  
Los Angeles 5

#### MOST SHOTS FOR: 22

Apr. 6, 1988 vs. Los Angeles,  
9-2, 1st period, 4 goals

#### MOST SHOTS AGAINST: 27

Apr. 10, 2008 at San Jose,  
0-2, 2nd period, 2 goals

#### MOST SHOTS BOTH TEAMS: 36

Apr. 28, 1981 vs. Minnesota, 1-4,  
2nd period, Calgary 18 shots, 1 goal,  
Minnesota 18 shots, 2 goals

#### FEWEST SHOTS FOR: 2 (7X)

Apr. 17, 1981 at Philadelphia,  
5-4, 3rd period, no goals

May 14, 1986 vs. St. Louis,  
2-1, 3rd period, no goals

May 22, 1986 at Montreal,  
0-1, 2nd period, no goals

May 6, 1989 at Chicago,  
5-2, 3rd period, two goals

Apr. 15, 2004 at Vancouver,  
2-1, 3rd period, one goal

May 29, 2004 vs. Tampa Bay,  
3-0, 1st period, no goals

Apr. 15, 2008 vs. San Jose,  
2-3, 1st period, no goals

#### FEWEST SHOTS AGAINST: 2 (3X)

Apr. 7, 1977 vs. Los Angeles,  
3-2, 2nd period, 1 goal

Apr. 7, 1988 vs. Los Angeles,  
6-4, 3rd period, 1 goal

Apr. 28, 1994 at Vancouver,  
2-3 OT, 3rd period, no goals

#### FEWEST SHOTS BOTH TEAMS: 7

May 29, 2004 vs. Tampa Bay,  
3-0, 1st period, Calgary 2 shots,  
0 goals, Tampa Bay 5 shots, 0 goals

#### MOST POWER-PLAY GOALS FOR: 3 (3X)

May 4, 1986 vs. St. Louis, 8-2,  
3rd period, Patterson, Quinn, MacInnis

May 12, 1986 at St. Louis, 5-6 OT,  
2nd period, Quinn (2), Tonelli

Apr. 9, 1989 at Vancouver, 3-5,  
3rd period, Otto, Fleury, Nieuwendyk

#### MOST POWER-PLAY GOALS AGAINST: 3

Apr. 11, 1978 vs. Detroit, 3-5, 1st period

#### MOST POWER-PLAY GOALS BOTH TEAMS: 5

Apr. 9, 1989 at Vancouver, 3-5, 3rd period,  
Flames (Otto, Fleury, Nieuwendyk), Vancouver  
(Reinhart, Nordmark)

#### MOST SHORTHANDED GOALS FOR: 2

May 11, 1995 at San Jose, 9-2, 1st period,  
Mike Sullivan and Ron Stern

#### MOST SHORTHANDED GOALS AGAINST: 2 (2X)

Apr. 14, 1985 vs. Winnipeg, 3-5, 2nd period,  
Smail, Boschman

Apr. 21, 2007 at Detroit, 1-5, 2nd period,  
Cleary (SH PS), Chelios

#### MOST SHORTHANDED GOALS BOTH TEAMS: 2 (4X)

Apr. 14, 1983 at Edmonton, 3-6, 3rd period  
(Flames, Reinhart - Edmonton, Messier)

Apr. 14, 1985 vs. Winnipeg, 3-5, 2nd period  
(Winnipeg Smail, Boschman)

May 11, 1995 at San Jose, 9-2, 1st period,  
Mike Sullivan and Ron Stern

Apr. 21, 2007 at Detroit, 1-5, 2nd period,  
Cleary (SH PS), Chelios

#### MOST PENALTY MINUTES FOR: 94

Apr. 10, 1979 vs. Toronto, 1-2, 2nd period

#### MOST PENALTY MINUTES AGAINST: 87

Apr. 10, 1979 vs. Toronto, 1-2, 2nd period

#### MOST PENALTY MINUTES BOTH TEAMS: 181

Apr. 10, 1979 vs. Toronto, 1-2, 2nd period  
(Calgary 94, Toronto 87)

### OVERTIME

#### MOST OVERTIME GAMES PLAYOFF YEAR: 7 2004

Apr. 17, vs. Vancouver, 4-5 (3 OT),  
Morrison

Apr. 19, vs. Vancouver, 3-2, Gelinás

Apr. 22, at Detroit, 2-1, Gelinás

May 3, vs. Detroit, 1-0, Gelinás

May 9, at San Jose, 4-3, Montador

Jun. 3, at Tampa Bay, 3-2, Saprykin

Jun. 5, vs. Tampa Bay, 2-3 (2 OT), St. Louis

#### MOST OVERTIME WINS PLAYOFF YEAR: 5 2004

Apr. 19, vs. Vancouver, 3-2, Gelinás

Apr. 22, at Detroit, 2-1, Gelinás

May 3, vs. Detroit, 1-0, Gelinás

May 9, at San Jose, 4-3, Montador

Jun. 3, at Tampa Bay, 3-2, Saprykin

#### MOST OVERTIME LOSSES PLAYOFF YEAR: 3 (2X) 1986

Apr. 20, at Edmonton, 5-6, Anderson

May 12, at St. Louis, 5-6, Wickenheiser

May 18, vs. Montreal, 2-3, Skrudland

### OVERTIME CONTINUED

#### 1994

Apr. 26, vs. Vancouver, 1-2, G Courtnall

Apr. 28, at Vancouver, 2-3, Linden

Apr. 30, vs. Vancouver, 3-4, Bure

#### LONGEST OVERTIME GAME: 50:02 OT

Apr. 23, 1996 vs. Chicago, 1-2,  
Joe Murphy

#### LONGEST OVERTIME GAME AT HOME: 50:02 OT

Apr. 23, 1996 vs. Chicago, 1-2, Joe Murphy

#### LONGEST OVERTIME GAME ON ROAD: 38:08 OT

May 19, 1989 at Montreal, 3-4,  
Ryan Walter

#### SHORTEST OVERTIME GAME: 0:09 OT

May 18, 1986 vs. Montreal, 2-3,  
Brian Skrudland

#### NHL RECORD

#### SHORTEST OVERTIME GAME AT HOME: 0:09 OT

May 18, 1986 vs. Montreal, 2-3,  
Brian Skrudland

#### NHL RECORD

#### SHORTEST OVERTIME GAME ON ROAD: 0:12 OT

Apr. 16, 2009 at Chicago, 2-3,  
Martin Havlat

### 20 MINUTE OVERTIME

#### MOST SHOTS FOR: 17

May 19, 1995 vs. San Jose, 4-5 (2 OT),  
1st OT period

#### MOST SHOTS AGAINST: 17

Apr. 22, 2007 vs. Detroit, 1-2, 1st OT period

#### MOST SHOTS BOTH TEAMS: 25

Apr. 11, 1981 at Chicago, 5-4, 1st OT period

May 19, 1995 vs. San Jose, 4-5 (2 OT),  
1st OT period

### OTHER OVERTIME

#### MOST SHOTS FOR: 11 (3X)

Apr. 11, 1981 at Chicago, 5-4, 2nd OT

Apr. 15, 1989 vs. Vancouver, 4-3, 1st OT

May 3, 2004 vs. Detroit, 1-0, 1st OT

#### MOST SHOTS AGAINST: 12 (2X)

May 3, 2004 vs. Detroit, 1-0, 1st OT

May 9, 2004 at San Jose, 4-3, 1st OT

#### MOST SHOTS BOTH TEAMS: 22

Apr. 15, 1989 vs. Vancouver, 4-3,  
1st OT, Calgary 11, Vancouver 11

#### FEWEST SHOTS FOR: 0 (7X)

Apr. 8, 1980 at NY Rangers, 1-2, 1st OT

Apr. 20, 1986 at Edmonton, 5-6, 1st OT

May 18, 1986 vs. Montreal, 2-3, 1st OT

Apr. 17, 2004 vs. Vancouver, 4-5, 3rd OT

Jun. 5, 2004 vs. Tampa Bay, 2-3, 2nd OT

Apr. 27, 2006 vs. Anaheim, 2-3, 1st OT

Apr. 22, 2009 vs. Chicago, 2-3, 1st OT

**FLAMES PLAYOFF TEAM RECORDS** CONTINUED

**OTHER OVERTIME** CONTINUED

**FEWEST SHOTS AGAINST: 0 (4X)**

Apr. 10, 1983 at Vancouver, 4-3, 1st OT  
 Apr. 13, 1984 at Edmonton, 6-5, 1st OT  
 Apr. 20, 1984 vs. Edmonton, 5-4, 1st OT  
 Apr. 19, 2004 at Vancouver, 3-2, 1st OT

**FEWEST SHOTS BOTH TEAMS: 1 (5X)**

Apr. 20, 1984 vs. Edmonton, 5-4,  
 1st OT period, Calgary 1, Edmonton 0  
 Apr. 20, 1986 at Edmonton, 5-6,  
 1st OT period, Calgary 0, Edmonton 1

May 18, 1986 vs. Montreal, 2-3,  
 1st OT period, Calgary 0, Montreal 1  
 Apr. 27, 2006 vs. Anaheim, 2-3,  
 1st OT period, Calgary 0, Anaheim 1  
 Apr. 22, 2009 vs. Chicago, 2-3  
 1st OT period, Calgary 0, Chicago 1

**INDIVIDUAL RECORDS**

**PLAYOFF CAREER**

**MOST GAMES: 99**

Jim Peplinski, 1980-1989

**MOST GOALS: 35**

Joe Mullen, 1986-1990

**MOST ASSISTS: 77**

Al MacInnis, 1983-1994

**MOST POINTS: 102**

Al MacInnis, 1983-1994

**MOST PENALTY MINUTES: 382**

Jim Peplinski, 1980-1989

**MOST WINS BY A GOALTENDER: 43**

Michael Vernon, 1986-1994

**PLAYOFF YEAR**

**MOST GOALS: 16**

Joe Mullen, 1989

**MOST ASSISTS: 24**

Al MacInnis, 1989

**MOST PENALTY MINUTES: 108**

Tim Hunter, 1986

**MOST POINTS: 31**

Al MacInnis, 1989, (7 goals, 24 assists)

**MOST WINS BY A GOALTENDER: 16**

Michael Vernon, 1989

**TIES NHL RECORD**

**MOST CONSECUTIVE GAMES SCORING POINTS: 19**

Al MacInnis, 1989-90 Apr. 13, 1989 to  
 May 25, 1989 (17 games), and Apr. 4, 1990 to  
 Apr. 6, 1990(2 games), 9 goals, 20 assists,  
 29 points

**PLAYOFF SERIES**

**MOST GOALS FOR: 7 (2X)**

Hakan Loob vs. Los Angeles,  
 1988 Smythe Division Semi-Finals  
 (5 games)

Theoren Fleury vs. San Jose, 1995  
 Western Conference Quarter-Finals  
 (7 games)

**PLAYOFF SERIES** CONTINUED

**MOST GOALS AGAINST: 8**

Mark Messier, Edmonton, 1984  
 Smythe Division Finals (7 games)

**MOST POWER-PLAY GOALS FOR: 5**

Ken Houston, 1981  
 Quarter-Finals vs. Philadelphia  
**TIES NHL RECORD**

**MOST ASSISTS FOR: 11**

Al MacInnis vs. Edmonton,  
 1984 Smythe Division Finals  
 (7 games)

**MOST ASSISTS AGAINST: 9 (2X)**

Ken Linseman, Philadelphia,  
 1981 Quarter-Finals (7 games)

Wayne Gretzky, Edmonton, 1984  
 Smythe Division Finals (7 games)

**MOST POINTS FOR: 14**

Theoren Fleury vs. San Jose,  
 1995 Western Conference Quarter-Finals (7  
 games), 7 goals, 7 assists

**MOST POINTS AGAINST: 14**

Wayne Gretzky, Edmonton,  
 1983 Smythe Division Finals (5 games),  
 6 goals, 8 assists

**MOST PENALTY MINUTES FOR: 61**

Willi Plett vs. Philadelphia,  
 1981 Quarter-Finals (7 games)

**MOST PENALTY MINUTES AGAINST: 53**

Charlie Bourgeois, St. Louis,  
 1986 Campbell Conference Finals  
 (7 games)

**PLAYOFF GAME**

**MOST GOALS FOR: 4**

Theoren Fleury at San Jose,  
 1995 Western Conference Quarter-Finals,  
 Game 4, May 13, 1995

**MOST GOALS AGAINST: 4 (2X)**

Mark Messier, Edmonton,  
 1983 Smythe Division Finals,  
 Game 1, Apr. 14, 1983

**PLAYOFF GAME** CONTINUED

Wayne Gretzky, Edmonton,  
 1983 Smythe Division Finals,  
 Game 3, Apr. 17, 1983

**MOST ASSISTS FOR: 4 (2X)**

Kent Nilsson vs. Vancouver,  
 1983 Smythe Division Semi-Finals,  
 Game 2, Apr. 7, 1983

Theoren Fleury at San Jose,  
 1995 Western Conference  
 Quarter-Finals, Game 3, May 11, 1995

**MOST ASSISTS AGAINST: 4 (2X)**

Ken Linseman, Philadelphia,  
 1981 Quarter-Finals,  
 Game 5, Apr. 22, 1981

Wayne Gretzky, Los Angeles,  
 1990 Smythe Division Semi-Finals,  
 Game 4, Apr. 10, 1990

**MOST POINTS FOR: 5 (2X)**

Al MacInnis vs. Vancouver,  
 1994 Western Conference  
 Quarter-Finals, Game 2, Apr. 20, 1994,  
 2 goals, 3 assists

Theoren Fleury at San Jose,  
 1995 Western Conference  
 Quarter-Finals, Game 3, May 11, 1995,  
 4 goals, 1 assist

**MOST POINTS AGAINST: 7**

Wayne Gretzky, Edmonton,  
 1983 Smythe Division Finals,  
 Game 3, Apr. 17, 1983, 4 goals, 3 assists  
**NHL RECORD**

**MOST PENALTY MINUTES FOR: 31**

Willi Plett vs. Philadelphia,  
 1981 Quarter-Finals,  
 Game 5, Apr. 22, 1981, 3 minors, 1 major, 2  
 game misconducts

**MOST PENALTY MINUTES AGAINST: 32**

Dave Williams, Toronto,  
 1979 Preliminary Round,  
 Game 1, Apr. 10, 1979, 1 minor, 2 majors,  
 1-10 minute misconduct, 1 game misconduct

**INDIVIDUAL RECORDS** CONTINUED

**PLAYOFF PERIOD**

**MOST GOALS FOR: 2 (19X)**

Al MacInnis (3x)  
 vs. Montreal, 1989 Stanley Cup Championship, Game 1, 1st period, May 14, 1989  
 vs. Los Angeles, 1990 Smythe Division Semi-Finals, Game 1, 1st period, Apr. 4, 1990  
 vs. Vancouver, 1994 Western Conference Quarter-Finals, Game 2, 1st period, Apr. 20, 1994  
 Doug Gilmour (2x)  
 vs. Los Angeles, 1989 Smythe Division Finals, Game 2, 1st period, Apr. 20, 1989  
 at Los Angeles, 1989 Smythe Division Finals, Game 3, 3rd period, Apr. 22, 1989  
 Dan Quinn (2x)  
 vs. St. Louis, 1986 Campbell Conference Finals, Game 5, 2nd period, May 10, 1986  
 at St. Louis, 1986 Campbell Conference Finals, Game 6, 2nd period, May 12, 1986  
 Eric Vail  
 vs. NY Rangers, 1980 Preliminary Round, Game 3, 2nd period, Apr. 11, 1980  
 Randy Holt  
 vs. Philadelphia, 1981 Quarter-Finals, Game 4, 3rd period, Apr. 20, 1981  
 Paul Reinhart  
 at Edmonton, 1983 Smythe Division Finals, Game 1, 3rd period, Apr. 14, 1983  
 Doug Risebrough  
 vs. St. Louis, 1986 Campbell Conference Finals, Game 2, 1st period, May 2, 1986  
 Mike Bullard  
 1987 Smythe Division Semi-Finals, Game 2, 2nd period, Apr. 9, 1987  
 Mike Sullivan  
 at San Jose, 1995 Western Conference Quarter-Finals, Game 3, May 11, 1995  
 Theoren Fleury  
 at San Jose, 1995 Western Conference Quarter-Finals, Game 4, May 13, 1995  
 Steve Chiasson  
 vs. Chicago, 1996 Western Conference Quarter-Finals, Game 3, Apr. 21, 1996  
 Jarome Iginla  
 vs. Anaheim, 2006 Western Conference Quarter-Finals, Game 4, 3rd period, Apr. 27, 2006  
 David Moss  
 vs. Chicago, 2009 Western Conference Quarter-Finals, Game 3, 3rd period, Apr. 20, 2009

Olli Jokinen  
 vs. Chicago, 2009 Western Conference Quarter-Finals, Game 4, 2nd period, Apr. 22, 2009  
 JIRI HUDLER  
 vs. Vancouver, 2015 Western Conference Quarter-Finals, Game 6, 3rd period, Apr. 25, 2015

**MOST GOALS AGAINST: 3**

Rick MacLeish, Philadelphia, 1974 Quarter-Finals, Game 2, 2nd period, Apr. 11, 1974  
 Brian Propp, Philadelphia, 1981 Quarter-Finals, Game 5, 1st period, Apr. 22, 1982  
**TIES NHL RECORD**

**MOST ASSISTS FOR: 2 (47X)**

Al MacInnis (7x)  
 vs. Edmonton, 1984 Smythe Division Finals, Game 5, 2nd period, Apr. 18, 1984  
 vs. Edmonton, 1984 Smythe Division Finals, Game 6, 1st period, Apr. 20, 1984  
 vs. St. Louis, 1986 Campbell Conference Finals, Game 1, 2nd period, May 2, 1986  
 vs. St. Louis, 1986 Campbell Conference Finals, Game 2, 3rd period, May 4, 1986  
 vs. Vancouver, 1989 Smythe Division Semi-Finals, Game 4, 3rd period, Apr. 9, 1989  
 vs. Vancouver, 1989 Smythe Division Semi-Finals, Game 7, 1st period, Apr. 15, 1989  
 vs. Los Angeles, 1993 Smythe Division Semi-Finals, Game 2, 3rd period, Apr. 21, 1993  
 Gary Roberts (4x)  
 at Los Angeles, 1989 Smythe Division Finals, Game 3, 3rd period, Apr. 22, 1989  
 at Los Angeles, 1990 Smythe Division Semi-Finals, Game 4, 2nd period, Apr. 10, 1990  
 at Edmonton, 1991 Smythe Division Semi-Finals, Game 4, 1st period, Apr. 10, 1991  
 vs. Los Angeles, 1993 Smythe Division Semi-Finals, Game 2, 2nd period, Apr. 21, 1993  
 Guy Chouinard (4x)  
 vs. NY Rangers, 1980 Preliminary Round, Game 3, 2nd period, Apr. 11, 1980  
 vs. Philadelphia, 1981 Quarter-Finals, Game 2, 2nd period, Apr. 17, 1981

vs. Philadelphia, 1981 Quarter-Finals, Game 7, 1st period, Apr. 26, 1981  
 vs. Vancouver, 1983 Smythe Division Semi-Finals, Game 2, 2nd and 3rd periods

Paul Reinhart (3x)  
 vs. Chicago, 1981 Preliminary Round, Game 1, 3rd period, Apr. 8, 1981  
 vs. St. Louis, 1986 Campbell Conference Finals, Game 2, 3rd period, May 4, 1986  
 at St. Louis, 1986 Campbell Conference Finals, Game 6, 2nd period, May 12, 1986

Gary Suter (3x)  
 vs. Los Angeles, 1988 Smythe Division Semi-Finals, Game 1, 1st period, Apr. 6, 1988  
 vs. Vancouver, 1989 Smythe Division Semi-Finals, Game 4, 1st period, Apr. 9, 1989  
 vs. Edmonton, 1991 Smythe Division Semi-Finals, Game 5, 1st period, Apr. 12, 1991

Jim Peplinski (2x)  
 vs. Philadelphia, 1981 Quarter-Finals, Game 4, 3rd period, Apr. 20, 1981  
 vs. Montreal, 1986 Stanley Cup Finals, Game 1, 3rd period, May 16, 1986

Rob Ramage (2x)  
 vs. Los Angeles, 1989 Smythe Division Finals, Game 4, 1st period, Apr. 24, 1989  
 vs. Montreal, 1989 Stanley Cup Championship, Game 5, 1st period, May 23, 1989

Sergei Makarov (2x)  
 vs. Los Angeles, 1990 Smythe Division Semi-Finals, Game 2, 2nd period, Apr. 6, 1990  
 at Los Angeles, 1990 Smythe Division Semi-Finals, Game 4, 2nd period

Kent Nilsson  
 vs. Chicago, 1981 Preliminary Round, Game 1, 2nd period, Apr. 8, 1981

Bob Murdoch  
 vs. Minnesota, 1981 Semi-Finals, Game 4, 3rd period, May 5, 1981

Doug Risebrough  
 vs. Winnipeg, 1985 Smythe Division Semi-Finals, Game 1, 2nd period, Apr. 10, 1985

Terry Johnson  
 vs. Winnipeg, 1986 Smythe Division Semi-Finals, Game 3, 1st period, Apr. 12, 1986

**INDIVIDUAL RECORDS** CONTINUED

**PLAYOFF PERIOD** CONTINUED

John Tonelli  
at Edmonton, 1986 Smythe Division Finals,  
Game 1, 1st period, Apr. 18, 1986

Neil Sheehy  
vs. St. Louis, 1986 Campbell Conference  
Finals, Game 2, 1st period, May 4, 1986

Joel Otto  
vs. Montreal, 1989 Stanley Cup Championship,  
Game 1, 1st period, May 14, 1989

Phil Housley  
vs. San Jose, 1995 Western Conference  
Quarter-Finals, Game 1, 3rd period,  
May 7, 1995

Mike Sullivan  
vs. San Jose, 1995 Western Conference  
Quarter-Finals, Game 2, 1st period,  
May 9, 1995

German Titov  
at San Jose, 1995 Western Conference  
Quarter-Finals, Game 3, 3rd period,  
May 11, 1995

Ron Stern  
vs. Chicago, 1996 Western Conference  
Quarter-Finals, Game 3, Apr. 21, 1996

Robyn Regehr  
vs. Vancouver, 2004 Western Conference  
Quarter-Finals, Game 6, 2nd Period,  
Apr. 17, 2004

Martin Gelinas  
vs. Detroit, 2004 Western Conference Semi-  
Finals, Game 3, 2nd Period,  
Apr. 27, 2004

Andrew Ference  
vs. Anaheim, 2006 Western Conference  
Quarter Finals, Game 4, 3rd period,  
Apr. 27, 2006

Eric Nystrom  
vs. Chicago, 2009 Western Conference  
Quarter-Finals, Game 4, 2nd period,  
Apr. 22, 2009

Dennis Wideman  
vs. Vancouver, 2015 Western Conference  
Quarter-Finals, Game 4, 1st period,  
Apr. 21, 2015

Jiri Hudler  
vs. Vancouver, 2015 Western Conference  
Quarter-Finals, Game 6, 2nd period,  
Apr. 25, 2015

Sean Monahan  
vs. Vancouver, 2015 Western Conference  
Quarter-Finals, Game 6, 3rd period,  
Apr. 25, 2015

Johnny Gaudreau  
vs. Vancouver, 2015 Western Conference  
Quarter-Finals, Game 6, 3rd period,  
Apr. 25, 2015

David Jones  
vs. Vancouver, 2015 Western Conference  
Quarter-Finals, Game 6, 3rd period,  
Apr. 25, 2015

**MOST ASSISTS AGAINST: 3 (2X)**

Ken Linseman, Philadelphia,  
1981 Quarter-Finals,  
Game 5, 1st period, Apr. 22, 1981

Dave Ellett, Winnipeg,  
1987 Smythe Division Semi-Finals,  
Game 6, 1st period, Apr. 16, 1987

**TIES NHL RECORD**

**MOST POINTS FOR: 3 (6X)**

Al MacInnis vs. St. Louis,  
1986 Campbell Conference Finals,  
Game 2, 3rd period, May 4, 1986,  
1 goal, 2 assists

Dan Quinn at St. Louis,  
1986 Campbell Conference Finals,  
Game 6, 2nd period, May 12, 1986,  
2 goals, 1 assist

Theoren Fleury vs. Edmonton,  
1991 Smythe Division Semi-Finals,  
Game 7, 1st period, Apr. 16, 1991,  
1 goal, 2 assists

Al MacInnis vs. Vancouver,  
1994 Western Conference Quarter-Finals,  
Game 2, 1st period,  
Apr. 20, 1994, 2 goals, 1 assist

Steve Chiasson vs. Chicago,  
1996 Western Conference Quarter-Finals,  
Game 3, Apr. 21, 1996,  
2 goals, 1 assist

Olli Jokinen vs. Chicago  
2009 Western Conference Quarter-Finals,  
Game 4, 2nd period,  
Apr. 22, 2009, 2 goals, 1 assist

**MOST POINTS AGAINST: 3 (12X)**

Wayne Gretzky, Edmonton, (2x)  
1983 Smythe Division Finals,  
Game 3, 1st period, Apr. 17, 1983,  
2 goals, 1 assist  
1990 Smythe Division Semi-Finals,  
Game 4, 2nd period, Apr. 10, 1990,  
1 goal, 2 assists

Rick MacLeish, Philadelphia,  
1974 Quarter-Finals, Game 2,  
2nd period, Apr. 11, 1974, 3 goals

Vaclav Nedomansky, Detroit,  
1978 Preliminary Round,  
Game 1, 1st period, Apr. 11, 1978,  
1 goal, 2 assists

Brian Propp, Philadelphia,  
1981 Quarter-Finals, Game 5,  
1st period, Apr. 22, 1981, 3 goals

Ken Linseman, Philadelphia,  
1981 Quarter-Finals, Game 5,  
1st period, Apr. 22, 1981, 3 assists

Greg Paslawski, St. Louis,  
1986 Campbell Conference Finals,  
Game 6, 3rd period, May 12, 1986,  
2 goals, 1 assist

Mats Naslund, Montreal,  
1986 Stanley Cup Finals,  
Game 3, 1st period, May 20, 1986,  
2 goals, 1 assist

Dave Ellett, Winnipeg,  
1987 Smythe Division Semi-Finals,  
Game 6, 1st period, 3 assists

Tomas Sandstrom, Los Angeles,  
1990 Smythe Division Semi-Finals,  
Game 4, 2nd period, Apr. 10, 1990,  
1 goal, 2 assists

Jeremy Roenick, San Jose,  
2008 Western Conference Quarter-Finals,  
Game 7, 2nd period, Apr. 22, 2008, 2 goals,  
1 assist

Kris Versteeg, Chicago  
2009 Western Conference Quarter-Finals,  
Game 4, 2nd period, Apr. 22, 2009, 1 goal,  
2 assists

**MOST PENALTY MINUTES FOR: 30**

Curt Bennett vs. Philadelphia,  
1974 Quarter-Finals,  
Game 3, 2nd period, Apr. 12, 1974,  
2 majors, 1 10-minute misconduct,  
1 game misconduct

**MOST PENALTY MINUTES AGAINST: 35**

Dave Semenko, Edmonton,  
1983 Smythe Division Finals,  
Game 3, 1st period, Apr. 17, 1983,  
1 major, 1 10-minute misconduct,  
1 game misconduct, 1 match penalty

**FASTEST TWO GOALS, ONE PLAYER: 1:37**

Dan Quinn at St. Louis,  
1986 Campbell Conference Finals,  
Game 6, 2nd period, May 12, 1986,  
0:20 and 1:57 vs. Rick Wamsley

## ALL-TIME PLAYOFF SERIES

YEAR	RESULT	SCORE	SERIES
2015-16	Did Not Qualify for Playoffs		
2014-15	Defeated Vancouver Lost to Anaheim	4 - 2 1 - 4	Western Conference Quarter-Final Western Conference Semi-Final
2013-14	Did Not Qualify for Playoffs		
2012-13	Did Not Qualify for Playoffs		
2011-12	Did Not Qualify for Playoffs		
2010-11	Did Not Qualify for Playoffs		
2009-10	Did Not Qualify for Playoffs		
2008-09	Lost to Chicago	2 - 4	Western Conference Quarter-Final
2007-08	Lost to San Jose	3 - 4	Western Conference Quarter-Final
2006-07	Lost to Detroit	2 - 4	Western Conference Quarter-Final
2005-06	Lost to Anaheim	3 - 4	Western Conference Quarter-Final
2004-05	NHL Lockout		
<b>2003-04</b>	<b>Defeated Vancouver</b> <b>Defeated Detroit</b> <b>Defeated San Jose</b> <b>Lost to Tampa Bay</b>	<b>4 - 3</b> <b>4 - 2</b> <b>4 - 2</b> <b>3 - 4</b>	<b>Western Conference Quarter-Final</b> <b>Western Conference Semi-Final</b> <b>Western Conference Final</b> <b>Stanley Cup Final</b>
2002-03	Did Not Qualify for Playoffs		
2001-02	Did Not Qualify for Playoffs		
2000-01	Did Not Qualify for Playoffs		
1999-00	Did Not Qualify for Playoffs		
1998-99	Did Not Qualify for Playoffs		
1997-98	Did Not Qualify for Playoffs		
1996-97	Did Not Qualify for Playoffs		
1995-96	Lost to Chicago	0 - 4	Western Conference Quarter-Final
1994-95	Lost to San Jose	3 - 4	Western Conference Quarter-Final
1993-94	Lost to Vancouver	3 - 4	Western Conference Quarter-Final
1992-93	Lost to Los Angeles	2 - 4	Division Semi-Final
1991-92	Did Not Qualify for Playoffs		
1990-91	Lost to Edmonton	3 - 4	Division Semi-Final
1989-90	Lost to Los Angeles	2 - 4	Division Semi-Final
<b>1988-89</b>	<b>Defeated Vancouver</b> <b>Defeated Los Angeles</b> <b>Defeated Chicago</b> <b>Defeated Montreal</b>	<b>4 - 3</b> <b>4 - 0</b> <b>4 - 1</b> <b>4 - 2</b>	<b>Division Semi-Final</b> <b>Smythe Division Final</b> <b>Campbell Conference Final</b> <b>Stanley Cup Final</b>
1987-88	Defeated Los Angeles Lost to Edmonton	4 - 1 0 - 4	Division Semi-Final Smythe Division Final
1986-87	Lost to Winnipeg	2 - 4	Division Semi-Final
<b>1985-86</b>	<b>Defeated Winnipeg</b> <b>Defeated Edmonton</b> <b>Defeated St. Louis</b> <b>Lost to Montreal</b>	<b>3 - 0</b> <b>4 - 3</b> <b>4 - 3</b> <b>1 - 4</b>	<b>Division Semi-Final</b> <b>Smythe Division Final</b> <b>Campbell Conference Final</b> <b>Stanley Cup Final</b>
1984-85	Lost to Winnipeg	1 - 3	Division Semi-Final
1983-84	Defeated Vancouver Lost to Edmonton	3 - 1 3 - 4	Division Semi-Final Smythe Division Final
1982-83	Defeated Vancouver Lost to Edmonton	3 - 1 1 - 4	Division Semi-Final Smythe Division Final
1981-82	Lost to Vancouver	0 - 3	Division Semi-Final
1980-81	Defeated Chicago Defeated Philadelphia Lost to Minnesota	3 - 0 4 - 3 2 - 4	Preliminary Round Quarter-Finals Semi-Finals
1979-80	Lost to NY Rangers	1 - 3	Preliminary Round
1978-79	Lost to Toronto	0 - 2	Preliminary Round
1977-78	Lost to Detroit	0 - 2	Preliminary Round
1976-77	Lost to Los Angeles	1 - 2	Preliminary Round
1975-76	Lost to Los Angeles	0 - 2	Preliminary Round
1974-75	Did Not Qualify for Playoffs		
1973-74	Lost to Philadelphia	0 - 4	Quarter-Finals
1972-73	Did Not Qualify for Playoffs		

## YEARS IN PLAYOFFS - 21 OF 35 YEARS (0.600%) \*Excludes Atlanta Flames

WON-LOSS RECORD	SERIES RECORD	RECORD IN 1st ROUND	RECORD IN 2nd ROUND	RECORD IN 3rd ROUND	RECORD IN CUP FINALS
97-105	16-20	8-13	4-4	3-1	1-2
CONFERENCE CHAMPIONSHIPS			STANLEY CUP CHAMPIONSHIPS		
3			1		



ALL-TIME ROSTER

PLAYER	SEASONS	FLAMES CAREER SCORING					PLAYOFF CAREER SCORING					NO.
		GP	G	A	PTS	PIM	GP	G	A	PTS	PIM	
Adduono, Rick	1979-80	3	0	0	0	2	-	-	-	-	-	17
Agostino, Kenny	2013-14, 2015-16	10	1	1	2	0	-	-	-	-	-	51
Ahola, Peter	1993-94	2	0	0	0	2	-	-	-	-	-	38
Albelin, Tommy	1995-96 to 2000-01	339	12	59	71	92	4	0	0	0	0	5
Aliu, Akim	2011-12 to 2012-13	7	2	1	3	26	-	-	-	-	-	29
Allison, Jamie	2001-02	101	3	10	13	163	-	-	-	-	-	7, 2, 33
Amonte, Tony	2005-06 to 2006-07	161	24	48	72	83	13	2	2	4	10	10
Andersson, Erik	1997-98	12	2	1	3	8	-	-	-	-	-	29
Andersson, Niklas	2000-01	11	0	1	1	4	-	-	-	-	-	25
Arnason, Chuck	1973-74	33	7	6	13	13	-	-	-	-	-	14
Arnold, Bill	2013-14	1	0	0	0	0	-	-	-	-	-	46
Ashton, Brent	1992-93	32	8	11	19	41	6	0	3	3	2	15
Aucoin, Adrian	2007-08 to 2008-09	157	20	49	69	83	13	2	4	6	6	33
Babchuk, Anton	2010-11 to 2012-13	104	10	28	38	26	0	0	0	0	0	33
Backlund, Mikael	2008-09 to 2015-16	380	72	103	175	143	11	1	1	2	8	60, 11
Backstrom, Niklas	2015-16	4	0	0	0	0	-	-	-	-	-	32
Baertschi, Sven	2011-12 to 2014-15	61	8	20	28	22	-	-	-	-	-	47, 27
Bancks, Carter	2012-13	2	0	0	0	0	-	-	-	-	-	46
Bartel, Robin	1985-86	1	0	0	0	0	6	0	0	0	16	15
Bassen, Bob	1998-99	41	1	2	3	35	-	-	-	-	-	28
Baxter, Paul	1983-84 to 1986-87	209	16	39	55	568	30	0	4	4	120	4
Beaudoin, Serge	1979-80	3	0	0	0	0	-	-	-	-	-	24
Beers, Eddy	1981-82 to 1985-86	226	87	105	192	232	22	4	6	10	39	27
Begin, Steve	1997-98 & 1999-00 to 2002-03 & 2012-13	159	15	11	26	214	-	-	-	-	-	57, 7, 26, 33, 28
Belak, Wade	1998-99 to 2000-01	72	0	3	3	218	-	-	-	-	-	29, 4
Belanger, Yves	1977-78 to 1978-79	22	0	0	0	0	-	-	-	-	-	31
Bennett, Curt	1972-73 to 1977-78 & 1979-80	405	126	140	266	190	9	1	1	2	45	5, 2
Bennett, Sam	2014-15 to 2015-16	78	18	19	37	37	11	3	1	4	8	63, 93
Berezan, Perry	1984-85 to 1988-89	152	31	42	73	154	20	2	5	7	30	21
Bergqvist, Jonas	1989-90	22	2	5	7	10	-	-	-	-	-	18
Bernhardt, Tim	1982-83	6	0	0	0	0	-	-	-	-	-	29
Bertuzzi, Todd	2008-09	66	15	29	44	74	6	1	1	2	8	7
Berube, Craig	2001-02 to 2002-03	234	10	17	27	628	6	0	1	1	21	23, 16, 27
Betts, Blair	2001-02 to 2003-04	35	3	5	8	12	-	-	-	-	-	15
Bialowas, Dwight	1973-74 to 1974-75	48	3	9	12	22	-	-	-	-	-	22
Billins, Chad	2013-14	10	0	3	3	0	-	-	-	-	-	41
Bodak, Bob	1987-88	3	0	0	0	22	-	-	-	-	-	28
Boldirev, Ivan	1978-79 to 1979-80	65	22	32	54	26	2	0	2	2	2	12
Bolduc, Dan	1983-84	2	0	1	1	0	1	0	0	0	0	32
Bollig, Brandon	2014-15 to 2015-16	116	3	6	9	191	11	2	0	2	38	25, 52
Borschevsky, Nikolai	1994-95	8	0	5	5	7	-	-	-	-	-	16
Botterill, Jason	1999-00 & 2001-02	6	1	0	1	2	-	-	-	-	-	17, 20
Botting, Cam	1975-76	2	0	1	1	0	-	-	-	-	-	24
Bouchard, Dan	1972-73 to 1980-81	398	0	16	16	146	12	0	0	0	0	30
Bouchard, Joel	1994-95 to 1997-98	126	9	12	21	106	-	-	-	-	-	34, 5, 6
Boucher, Bryan	2005-06	3	0	0	0	0	-	-	-	-	-	33
Boughner, Bob	2001-02 to 2002-03	148	5	18	23	293	-	-	-	-	-	6
Bouma, Lance	2010-11 to 2015-16	243	24	36	60	139	2	0	0	0	2	57, 17
Bourgeois, Charles	1981-82 to 1985-86	162	12	34	46	430	15	0	1	1	51	2, 28
Bourque, Rene	2008-09 to 2011-12	249	88	76	164	241	5	1	0	1	22	17
Bouwmeester, Jay	2009-10 to 2012-13	279	18	79	97	134	-	-	-	-	-	4
Bowness, Rick	1975-76 to 1976-77	33	0	4	4	29	-	-	-	-	-	15
Boyd, Dustin	2006-07 to 2009-10	192	28	29	57	35	5	1	0	1	0	41, 16
Bozek, Steve	1983-84 to 1987-88	261	64	79	143	80	31	7	7	14	53	26
Bradley, Brian	1985-86 to 1987-88	45	10	19	29	16	1	0	0	0	0	14
Brathwaite, Fred	1998-99 to 2000-01	138	0	3	3	45	-	-	-	-	-	40
Breen, Chris	2013-14	9	0	2	2	5	-	-	-	-	-	43



## ALL-TIME ROSTER CONTINUED

PLAYER	SEASONS	FLAMES CAREER SCORING					PLAYOFF CAREER SCORING					NO.
		GP	G	A	PTS	PIM	GP	G	A	PTS	PIM	
Bridgman, Mel	1981-82 to 1982-83	142	45	80	125	197	12	5	4	9	47	26
Brigley, Travis	1997-98 & 1999-00	19	0	2	2	6	-	-	-	-	-	43, 26
Brochu, Martin	2000-01	0	0	0	0	0	-	-	-	-	-	30
Brodie, T.J.	2010-11 to 2015-16	336	25	120	145	92	11	1	4	5	0	66, 7
Brown, Arnie	1972-73 to 1973-74	63	3	6	9	46	4	0	0	0	0	19
Brubaker, Jeff	1983-84	4	0	0	0	19	-	-	-	-	-	29
Bucyk, Randy	1987-88	2	0	0	0	0	-	-	-	-	-	18
Bullard, Mike	1986-87 to 1987-88	136	76	81	157	102	12	4	5	9	8	22, 25
Bure, Valeri	1997-98 to 2000-01	256	93	99	192	100	-	-	-	-	-	8
Bureau, Marc	1989-90 to 1990-91	19	1	3	4	8	-	-	-	-	-	33, 7
	& 1999-00											
Butler, Chris	2011-12 to 2013-14	194	5	34	39	92	-	-	-	-	-	44
Buzek, Petr	2001-02 to 2002-03	76	4	8	12	28	-	-	-	-	-	8
Byers, Jerry	1974-75	12	1	1	2	9	-	-	-	-	-	10
Byron, Paul	2011-12 to 2014-15	130	16	30	46	39	-	-	-	-	-	32
Cammalleri, Michael	2008-09 & 2011-12 to 2013-14	216	89	89	178	111	6	1	2	3	2	13, 93
Carr, Gene	1978-79	30	3	8	11	6	1	0	0	0	0	14
Carriere, Larry	1975-76 to 1976-77	100	6	18	24	112	1	0	0	0	2	23
Carson, Brett	2010-11 to 2012-13	18	0	1	1	0	-	-	-	-	-	3
Cassels, Andrew	1997-98 to 1998-99	151	29	52	81	50	-	-	-	-	-	21
Cavallini, Gino	1984-85 to 1985-86	54	13	17	30	40	3	0	0	0	4	6
Cervenka, Roman	2012-13	39	9	8	17	14	-	-	-	-	-	10
Charron, Eric	1997-98 to 1999-00	35	0	1	1	55	-	-	-	-	-	38, 36
Chernomaz, Richard	1987-88 to 1988-89	14	1	0	1	6	-	-	-	-	-	15, 33
	& 1991-92											16
Chiasson, Steve	1994-95 to 1996-97	168	15	59	74	133	11	3	3	6	9	21
Chorske, Tom	1998-99	7	0	0	0	2	-	-	-	-	-	26
Chouinard, Guy	1974-75 to 1982-83	514	193	336	529	110	41	9	26	35	12	10, 16, 7
Christie, Ryan	2001-02	2	0	0	0	0	-	-	-	-	-	39
Christoff, Steve	1982-83	45	9	8	17	4	1	0	0	0	0	11
Chucko, Kris	2008-09	2	0	0	0	2	-	-	-	-	-	62
Churlia, Shane	1987-88 to 1988-89	34	1	5	6	158	7	0	1	1	17	15
Clark, Chris	1999-00 to 2003-04	278	35	36	71	363	26	3	3	6	30	7, 17, 26
Clement, Bill	1975-76 to 1981-82	444	85	139	224	197	32	3	3	6	14	10
Colborne, Joe	2013-14 to 2015-16	217	37	63	100	104	11	1	2	3	20	8
Comeau, Blake	2011-12 to 2012-13	91	9	13	22	38	-	-	-	-	-	10
Comeau, Rey	1972-73 to 1977-78	468	88	126	214	153	9	2	1	3	8	18
Commodore, Mike	2002-03 to 2003-04	18	0	1	1	44	20	0	2	2	19	2
Conacher, Pat	1995-96	7	0	0	0	0	-	-	-	-	-	11
Conroy, Craig	2000-01 to 2003-04	507	97	211	308	276	45	7	15	22	28	22, 24
	& 2006-07 to 2010-11											
Corbet, Rene	1998-99 to 1999-00	68	9	14	23	70	-	-	-	-	-	20
Courteau, Yves	1984-85	18	2	5	7	4	1	0	0	0	0	25
Cowan, Jeff	1999-00 to 2001-02	83	14	5	19	130	-	-	-	-	-	38
Coxe, Craig	1987-88	7	2	3	5	32	2	1	0	1	16	18
Craig, Jim	1979-80	4	0	0	0	0	-	-	-	-	-	1
Cundari, Mark	2012-13 to 2013-14	8	1	2	3	2	-	-	-	-	-	42
Curtale, Tony	1980-81	2	0	0	0	0	-	-	-	-	-	3
Cyr, Denis	1980-81 to 1982-83	66	14	15	29	13	-	-	-	-	-	9, 12
D'Amour, Marc	1985-86	16	0	0	0	22	-	-	-	-	-	1
Dadswell, Doug	1986-87 to 1987-88	27	0	2	2	2	-	-	-	-	-	36
Dahl, Kevin	1992-93 to 1995-96	179	7	22	29	149	16	0	2	2	12	4
	& 1997-98											
Dahlquist, Chris	1992-93 to 1993-94	151	4	18	22	118	7	3	1	4	4	5
Dawes, Nigel	2009-10	66	14	18	32	18	-	-	-	-	-	15
Deadmarsh, Butch	1972-73 to 1973-74	61	7	1	8	97	4	0	0	0	17	10
DeGray, Dale	1985-86 to 1986-87	28	6	7	13	29	-	-	-	-	-	28
Desbiens, Guillaume	2011-12	10	0	0	0	25	-	-	-	-	-	26

# CALGARY FLAMES | ROSTER HISTORY

## ALL-TIME ROSTER CONTINUED

PLAYER	SEASONS	FLAMES CAREER SCORING					PLAYOFF CAREER SCORING					NO.
		GP	G	A	PTS	PIM	GP	G	A	PTS	PIM	
Diaz, Raphael	2014-15	56	2	2	4	10	3	0	0	0	0	33
Dingman, Chris	1997-98 to 1998-99	72	3	3	6	166	-	-	-	-	-	7
Dollas, Bobby	1999-00	49	3	7	10	28	-	-	-	-	-	4
Dome, Robert	2002-03	1	0	0	0	0	-	-	-	-	-	38
Domenichelli, Hnat	1996-97 to 1999-00	96	20	23	43	31	-	-	-	-	-	17
Donovan, Shean	2002-03 to 2005-06	175	28	37	65	161	31	5	5	10	29	16
Dowd, Jim	1997-98	48	6	8	14	12	-	-	-	-	-	34
Dubinsky, Steve	1998-99 to 1999-00	84	4	11	15	18	-	-	-	-	-	18
Drury, Chris	2002-03	80	23	30	53	33	-	-	-	-	-	37, 18
Drury, Ted	1993-94	34	5	7	12	26	-	-	-	-	-	27
Dunn, Richie	1982-83	80	3	11	14	47	9	1	1	2	8	6
DuPont, Micki	2001-02 to 2002-03	18	1	2	3	6	-	-	-	-	-	42
Dwyer, Mike	1980-81 to 1981-82	9	0	3	3	4	1	1	0	1	0	29, 26
Eakin, Bruce	1981-82 & 1983-84 to 1984-85	9	2	1	3	4	-	-	-	-	-	19, 22 25, 32
Eakins, Dallas	2000-01 to 2001-02	20	0	1	1	15	-	-	-	-	-	4, 20, 26
Eaves, Mike	1983-84 to 1985-86	117	28	65	93	30	19	5	5	10	10	7, 17
Ecclestone, Tim	1974-75 to 1977-78	220	28	62	90	92	4	0	2	2	6	14
Edwards, Don	1982-83 to 1984-85	114	0	3	3	6	11	0	0	0	0	1
Eisenhut, Neil	1994-95	3	0	0	0	0	-	-	-	-	-	35
Eloranta, Kari	1981-82 to 1984-85 & 1985-86	255	12	96	108	149	21	1	7	8	19	8, 20, 32
Elson, Turner	2015-16	1	0	1	1	0	-	-	-	-	-	65
Engblom, Brian	1986-87	32	0	4	4	28	-	-	-	-	-	6
Engelland, Deryk	2014-15 to 2015-16	145	5	18	23	107	11	0	1	1	50	29
Eriksson, Anders	2007-08 to 2008-09	61	1	17	18	36	5	0	1	1	2	8
Esau, Len	1993-94 to 1994-95	7	0	3	3	7	-	-	-	-	-	36, 28
Evans, Brennan	2003-04	-	-	-	-	-	2	0	0	0	0	43
Evason, Dean	1995-96	67	7	7	14	38	3	0	1	1	0	20
Fata, Rico	1998-99 to 2000-01	27	0	1	1	10	-	-	-	-	-	62, 44, 15
Featerstone, Glen	1996-97	13	1	3	4	19	-	-	-	-	-	4
Fenton, Paul	1990-91	31	5	7	12	10	5	0	0	0	2	12
Ference, Brad	2006-07	5	0	0	0	2	-	-	-	-	-	8
Ference, Andrew	2002-03 to 2006-07	224	10	53	63	210	33	0	7	7	37	21
Ferland, Micheal	2014-15 to 2015-16	97	6	17	23	61	9	3	2	5	23	79
Ferguson, Craig	1995-96	8	0	0	0	4	-	-	-	-	-	38
Flett, Bill	1975-76 to 1976-77	102	27	21	48	36	2	0	0	0	0	9
Fleury, Theoren	1988-89 to 1998-99	791	364	466	830	1339	59	29	33	62	97	14
Forslund, Tomas	1991-92 to 1992-93	44	5	11	16	12	-	-	-	-	-	27
Fotiu, Nick	1985-86 to 1986-87	51	5	4	9	166	11	0	1	1	34	22
Fox, Greg	1977-78 to 1978-79	80	1	14	15	95	2	0	1	1	8	2
Friesen, Jeff	2006-07	72	6	6	12	34	5	0	0	0	2	16
Freer, Mark	1993-94	2	0	0	0	4	-	-	-	-	-	16
Frolik, Michael	2015-16	64	15	17	32	24	-	-	-	-	-	67
Fuhr, Grant	1999-00	23	0	0	0	2	-	-	-	-	-	31
Gagner, Dave	1996-97	82	27	33	60	48	-	-	-	-	-	51
Galiardi, T.J.	2013-14	62	4	13	17	21	-	-	-	-	-	39
Garner, Tyrone	1997-98 to 1998-99	3	0	0	0	0	-	-	-	-	-	37, 1
Gaudreau, Johnny	2013-14 to 2015-16	160	55	88	143	34	11	4	5	9	6	53, 13
Gauthier, Denis	1997-98 to 2003-04	384	13	45	58	515	6	0	1	1	4	24, 3
Gavey, Aaron	1996-97 to 1997-98	67	9	12	21	58	-	-	-	-	-	23
Gelinas, Martin	2002-03 to 2003-04	157	38	49	87	121	26	8	7	15	35	23
Germyn, Carsen	2005-06 to 2006-07	4	0	0	0	0	-	-	-	-	-	39
Gibbs, Barry	1974-75 to 1977-78	208	13	55	68	218	5	1	0	1	4	2
Giguere, Jean-Sebastien	1998-99 to 1999-00	22	0	1	1	6	-	-	-	-	-	47
Gilmour, Doug	1988-89 to 1991-92	266	81	214	295	286	35	15	13	28	28	39
Giordano, Mark	2005-06 to 2006-07 & 2008-09 to 2015-16	592	87	214	301	520	4	1	0	1	0	46, 5
Glencross, Curtis	2008-09 to 2014-15	418	144	128	242	290	6	0	3	3	12	20

## ALL-TIME ROSTER CONTINUED

PLAYER	SEASONS	FLAMES CAREER SCORING					PLAYOFF CAREER SCORING					NO.
		GP	G	A	PTS	PIM	GP	G	A	PTS	PIM	
Glynn, Brian	1987-88 & 1989-90	68	5	14	19	87	1	0	0	0	0	32
Godard, Eric	2006-07 to 2007-08	83	1	2	3	221	5	0	0	0	0	17
Godyniuk, Alexander	1991-92 to 1992-93	33	3	5	8	23	-	-	-	-	-	21
Gorman, Dave	1979-80	3	0	0	0	0	-	-	-	-	-	15
Gould, Bob	1979-80 to 1981-82	20	3	0	3	4	11	3	1	4	4	22, 19
Gould, John	1976-77 to 1978-79	194	35	50	85	47	7	0	0	0	4	21
Granlund, Markus	2013-14 to 2015-16	86	14	14	28	24	3	0	1	1	0	60
Grant, Derek	2015-16	15	0	1	1	2	-	-	-	-	-	57
Gratton, Benoit	1999-00 to 2000-01	24	1	5	6	24	-	-	-	-	-	37, 39
Gratton, Norm	1972-73	29	3	6	9	12	-	-	-	-	-	10
Graves, Hilliard	1974-75 to 1976-77	172	37	54	91	63	-	-	-	-	-	17
Green, Josh	2003-04	36	2	4	6	24	-	-	-	-	-	26
Greentree, Kyle	2008-09	2	0	0	0	0	-	-	-	-	-	47
Greig, Mark	1994-95	8	1	1	2	2	-	-	-	-	-	16
Grimson, Stu	1988-89 to 1989-90	4	0	0	0	22	-	-	-	-	-	18, 35
Guenette, Steve	1989-90 to 1990-91	3	0	0	0	2	-	-	-	-	-	1
Guy, Kevan	1986-87 to 1987-88	42	0	7	7	33	4	0	1	1	23	3, 5
	& 1990-91 to 1991-92											
Haas, David	1993-94	2	1	1	2	7	-	-	-	-	-	19
Habscheid, Marc	1991-92	46	7	11	18	42	-	-	-	-	-	17
Hagman, Niklas	2009-10 to 2011-12	106	17	25	42	28	-	-	-	-	-	11, 10
Hale, David	2006-07 to 2007-08	69	0	2	2	56	8	0	0	0	8	21
Hampson, Gord	1982-83	4	0	0	0	5	-	-	-	-	-	27
Hamilton, Dougie	2015-16	82	12	31	43	46	-	-	-	-	-	27
Hamilton, Freddie	2015-16	4	1	1	2	0	-	-	-	-	-	25
Hamrik, Roman	2005-06 to 2006-07	126	14	50	64	144	13	0	3	3	10	4
Hannan, Scott	2011-12	78	2	10	12	38	-	-	-	-	-	23
Hanowski, Ben	2012-13 to 2013-14	16	1	2	3	2	-	-	-	-	-	58
Hanson, Keith	1983-84	25	0	2	2	77	-	-	-	-	-	6
Harkins, Todd	1991-92 to 1992-93	20	2	3	5	29	-	-	-	-	-	37, 19
Harrer, Tim	1982-83	3	0	0	0	2	-	-	-	-	-	12
Harris, Ron	1972-73	24	2	4	6	8	-	-	-	-	-	5
Harvey, Buster	1974-75 to 1975-76	80	17	27	44	16	-	-	-	-	-	8
Hathaway, Garnet	2015-16	14	0	3	3	31	-	-	-	-	-	64
Hay, Dwayne	2000-01	49	1	3	4	16	-	-	-	-	-	21
Heaphy, Shawn	1992-93	1	0	0	0	0	-	-	-	-	-	13
Helenius, Sami	1996-97 & 1998-99	7	0	1	1	8	-	-	-	-	-	8, 4
Henderson, Paul	1979-80	30	7	6	13	6	4	0	0	0	0	15, 19
Hentunen, Jukka	2001-02	28	2	3	5	4	-	-	-	-	-	24
Hextall, Bryan	1973-74 to 1974-75	114	20	20	40	117	4	0	1	1	16	20
Hicke, Ernie	1972-73	58	14	23	37	37	-	-	-	-	-	12
Higgins, Christopher	2009-10	12	2	1	3	0	-	-	-	-	-	21
Hiller, Jonas	2014-15 to 2015-16	78	0	0	0	0	7	0	0	0	0	1
Hindmarch, Dave	1980-81 to 1984-85	98	21	17	38	25	10	0	0	0	6	18
Hislop, Jamie	1980-81 to 1983-84	215	37	61	98	65	28	3	2	5	11	17
Hlushko, Todd	1994-95 to 1997-98	76	7	13	20	84	1	0	0	0	2	38, 17, 20
Hoglund, Jonas	1996-97 to 1997-98	118	25	24	49	28	-	-	-	-	-	44
Hogoboam, Bill	1972-73	2	0	0	0	0	-	-	-	-	-	11
Holt, Randy	1980-81 to 1981-82	56	0	5	5	174	13	2	2	4	52	7
Horak, Roman	2011-12 to 2012-13	81	5	13	18	16	-	-	-	-	-	51
Housley, Phil	1994-95 to 1995-96	328	50	188	238	140	7	0	9	9	0	6
	& 1998-99 to 2000-01											
Houston, Ken	1975-76 to 1981-82	462	128	145	273	516	31	9	9	18	64	24, 6
Hrdina, Jiri	1987-88 to 1990-91	157	36	58	94	63	11	0	1	1	2	17
Hudler, Jiri	2012-13 to 2015-16	248	68	124	192	69	11	4	4	8	2	24
Hull, Brett	1985-86 to 1987-88	57	27	24	51	12	6	2	1	3	0	16
Hulse, Cale	1995-96 to 1999-00	277	10	43	53	449	1	0	0	0	0	29, 32
	& 2005-06											
Hunter, Mark	1988-89 to 1990-91	133	34	26	60	358	10	2	2	4	23	22

# CALGARY FLAMES | ROSTER HISTORY

## ALL-TIME ROSTER CONTINUED

PLAYER	SEASONS	FLAMES CAREER SCORING					PLAYOFF CAREER SCORING					NO.
		GP	G	A	PTS	PIM	GP	G	A	PTS	PIM	
Hunter, Tim	1981-82 to 1991-92	545	49	59	108	2405	86	5	6	11	352	19
Huscroft, Jamie	1995-96 to 1996-97	109	3	13	16	279	4	0	1	1	4	7
Husellius, Kristian	2005-06 to 2007-08	216	74	108	182	102	20	2	10	12	14	20
Iginla, Jarome	1995-96 to 2012-13	1219	525	570	1095	831	54	28	21	49	70	24, 12
Ingarfield, Earl Jr.	1979-80 to 1980-81	17	2	3	5	6	2	0	1	1	0	21
Irving, Leland	2011-12 to 2012-13	13	0	1	1	0	-	-	-	-	-	37
Ivanans, Raitis	2010-11 to 2011-12	2	0	0	0	5	-	-	-	-	-	41
Jackman, Tim	2010-11 to 2013-14	209	13	23	36	297	-	-	-	-	-	15
Jackson, Jim	1982-83 to 1984-85	107	15	30	45	20	14	3	2	5	6	16
Jaffray, Jason	2009-10	3	0	0	0	0	-	-	-	-	-	38
Jalonen, Kari	1982-83 to 1983-84	34	9	6	15	4	5	1	0	1	0	21
Jantunen, Marko	1996-97	3	0	0	0	0	-	-	-	-	-	45
Johansson, Andreas	1999-00	28	3	7	10	14	-	-	-	-	-	21
Johansson, Mathias	2002-03	46	4	5	9	12	-	-	-	-	-	20
Johansson, Roger	1989-90 to 1990-91 & 1992-93	150	8	34	42	157	5	0	1	1	2	21, 34
Johnson, Aaron	2009-10	22	1	2	3	19	-	-	-	-	-	44
Johnson, Terry	1985-86	24	1	4	5	71	17	0	3	3	64	6
Jokinen, Olli	2008-09 to 2011-12	236	59	106	165	169	6	2	3	5	4	21, 13
Jokipakka, Jyrki	2015-16	18	0	6	6	14	-	-	-	-	-	3
Jones, Blair	2011-12 to 2013-14	50	3	4	7	39	-	-	-	-	-	19
Jones, David	2013-14 to 2015-16	174	32	30	62	38	11	2	3	5	2	54, 19
Jooris, Josh	2014-15 to 2015-16	119	16	21	37	55	9	0	0	0	4	86
Joseph, Curtis	2007-08	9	0	0	0	2	2	0	0	0	0	31
Karlsson, Henrik	2010-11 to 2011-12	26	0	0	0	0	-	-	-	-	-	35
Karpenko, Igor	1998-99	-	-	-	-	-	-	-	-	-	-	29
Kea, Ed	1973-74 to 1978-79	316	22	92	114	283	8	0	1	1	9	24, 19
Kezmer, Dan	1993-94 to 1995-96	98	3	23	26	72	10	0	1	1	6	39
Keetley, Matt	2007-08 to 2009-10	1	0	0	0	0	-	-	-	-	-	36
Kennedy, Sheldon	1994-95 to 1995-96	71	10	15	25	81	10	2	3	5	18	23
Ketter, Kerry	1972-73	41	0	2	2	58	-	-	-	-	-	24
Kidd, Trevor	1991-92 to 1996-97	123	0	9	9	26	9	0	0	0	0	37
Kiprusoff, Miikka	2003-04 to 2012-13	576	0	10	10	43	54	0	1	1	6	34
Kisio, Kelly	1993-94 to 1994-95	63	14	27	41	34	14	3	4	7	27	11
Knight, Corban	2013-14 to 2014-15	9	1	0	1	0	-	-	-	-	-	10
Kobasew, Chuck	2002-03 to 2006-07	210	34	37	71	160	33	1	1	1	24	7, 19
Kohn, Ladislav	1995-96 to 1997-98 & 2002-03	12	1	2	3	4	-	-	-	-	-	46, 43
Kolanos, Kryst	2011-12	13	0	1	1	2	-	-	-	-	-	8
Konroyd, Steve	1980-81 to 1985-86 & 1994-95	350	18	83	101	386	24	4	7	11	40	3, 7
Korn, Jim	1989-90	9	0	2	2	26	4	1	0	1	12	26
Kostopoulos, Tom	2010-11 to 2011-12	140	11	15	26	101	-	-	-	-	-	16
Kotalik, Ales	2009-10 to 2010-11	52	7	4	11	37	-	-	-	-	-	26
Kravchuk, Igor	2000-01 to 2001-02	115	4	30	34	23	-	-	-	-	-	25
Krivokrasov, Sergei	1999-00	12	1	10	11	4	-	-	-	-	-	17, 25
Kromm, Richard	1983-84 to 1985-86	189	43	61	104	90	14	1	2	3	13	22
Kronwall, Staffan	2009-10	11	1	2	3	2	-	-	-	-	-	8
Kruse, Paul	1990-91 to 1996-97	246	24	29	53	614	17	2	4	6	28	18, 12
Kryskow, Dave	1975-76	79	15	25	40	65	2	0	0	0	2	8, 20
Kulak, Brett	2014-15 to 2015-16	9	0	0	0	2	-	-	-	-	-	61
Kylington, Oliver	2015-16	1	0	0	0	0	-	-	-	-	-	58
Kyte, Jim	1990-91 to 1991-92	63	0	10	10	260	7	0	0	0	7	4
Labraaten, Dan	1980-81 to 1981-82	70	19	19	38	19	8	1	0	1	4	21
Lalonde, Bobby	1977-78 to 1979-80 & 1981-82	155	38	56	94	54	3	2	0	2	0	7, 11
Lakovic, Sasha	1996-97	19	0	1	1	54	-	-	-	-	-	38
Lamb, Mark	1985-86	1	0	0	0	0	-	-	-	-	-	16
Landry, Eric	1997-98 to 1998-99	15	1	1	2	4	-	-	-	-	-	11, 26

# CALGARY FLAMES | ROSTER HISTORY

## ALL-TIME ROSTER CONTINUED

PLAYER	SEASONS	FLAMES CAREER SCORING					PLAYOFF CAREER SCORING					NO.
		GP	G	A	PTS	PIM	GP	G	A	PTS	PIM	
Langkow, Daymond	2005-06 to 2010-11	392	123	165	288	159	26	6	12	18	12	22
Lapointe, Claude	1995-96	32	4	5	9	20	2	0	0	0	0	47
Larose, Guy	1993-94	7	0	1	1	4	-	-	-	-	-	42
Laurence, Red	1978-79	59	14	20	34	6	-	-	-	-	-	17
LaVallee, Kevin	1980-81 to 1982-83	212	66	65	131	63	19	3	6	9	15	15
Lebeau, Patrick	1992-93	1	0	0	0	0	-	-	-	-	-	38
Leclerc, Mike	2005-06	15	1	4	5	8	3	0	0	0	2	27
Leeman, Gary	1991-92 to 1992-93	59	11	12	23	37	-	-	-	-	-	11
Leiter, Bobby	1972-73 to 1974-75	234	64	81	145	41	4	0	0	0	2	16
Lemelin, Rejean	1978-79 to 1986-87	324	0	15	15	53	31	0	3	3	0	1, 31
Lemieux, Jean	1973-74 to 1975-76	140	10	38	48	35	4	1	1	2	0	20, 6
Lemieux, Jocelyn	1995-96	20	4	4	8	10	4	0	0	0	0	45
Lemieux, Richard	1975-76	1	0	1	1	0	2	0	0	0	0	20
Leopold, Jordan	2002-03 to 2005-06 & 2008-09	233	16	55	71	110	39	0	12	12	18	4, 6, 40
Lessard, Rick	1988-89 & 1990-91	7	0	2	2	2	-	-	-	-	-	3, 32
Letang, Alan	2001-02	2	0	0	0	0	-	-	-	-	-	2
Letourneau-Leblond, Pierre-Luc	2011-12	3	0	0	0	10	-	-	-	-	-	24
Lever, Don	1979-80 to 1981-82	113	48	58	106	66	20	5	8	13	20	12, 9
Lindberg, Chris	1991-92 to 1992-93	79	11	17	28	35	2	0	1	1	2	32, 11
Lindsay, Bill	1999-00 to 2000-01	132	9	21	30	183	-	-	-	-	-	22
Lombardi, Matthew	2003-04 to 2008-09	347	65	102	167	225	33	2	8	10	10	49, 18
Loob, Hakan	1983-84 to 1988-89	450	193	236	429	189	73	26	28	54	16	12
Lowry, Dave	2000-01 to 2003-04	193	31	38	69	131	10	0	0	0	6	10
Loyns, Lynn	2003-04 to 2005-06	13	0	2	2	2	-	-	-	-	-	20, 37
Lundmark, Jamie	2005-06 to 2006-07 2008-09 to 2009-10	99	16	23	39	72	6	0	1	1	7	24, 27, 45
Lydman, Toni	2000-01 to 2003-04	289	19	74	93	140	6	0	1	1	2	32
Lysiak, Tom	1973-74 to 1978-79	445	155	276	431	329	11	2	5	7	12	12
MacDermid, Lane	2013-14	7	0	2	2	12	-	-	-	-	-	28
MacDonald, Craig	2005-06	25	3	2	5	8	1	0	0	0	0	29
MacDonald, Joey	2012-13 to 2013-14	32	0	0	0	2	-	-	-	-	-	35
MacInnis, Al	1981-82 to 1993-94	803	213	609	822	944	95	25	77	102	153	11, 22, 2
MacLellan, Brian	1988-89 to 1990-91	134	35	35	70	95	28	3	4	7	27	27
MacMillan, Bill	1972-73	78	10	15	25	52	-	-	-	-	-	20
MacMillan, Bob	1977-78 to 1981-82	308	122	173	295	111	24	8	9	17	16	11
Macoun, Jamie	1982-83 to 1991-92	586	62	184	246	664	84	6	19	25	87	34
Makarov, Sergei	1989-90 to 1992-93	297	94	198	292	199	9	1	6	7	0	42
Maki, Tomi	2006-07	1	0	0	0	0	-	-	-	-	-	57
Malgunas, Stewart	1999-00	4	0	1	1	2	-	-	-	-	-	34
Manery, Randy	1972-73 to 1976-77	377	30	142	172	242	9	0	2	2	4	7
Marchment, Bryan	2005-06	37	1	2	3	75	-	-	-	-	-	7
Markwart, Nevin	1991-92	10	2	1	3	25	-	-	-	-	-	23
Marsh, Brad	1978-79 to 1981-82	257	3	41	44	317	22	0	6	6	27	5, 22
Martineau, Don	1973-74	4	0	0	0	2	-	-	-	-	-	24
Matteau, Stephane	1990-91 to 1991-92	82	16	19	35	112	5	0	1	1	0	23
May, Alan	1994-95	7	1	2	3	13	-	-	-	-	-	41
Mayers, Jamal	2009-10	27	1	5	6	53	-	-	-	-	-	19
McAdam, Gary	1981-82	46	12	15	27	18	3	0	0	0	0	28
McAmmond, Dean	2001-02 to 2003-04	137	38	43	81	78	-	-	-	-	-	37
McCarthy, Sandy	1993-94 to 1997-98	276	30	25	55	730	17	0	1	1	61	15
McCarty, Darren	2005-06 to 2006-07	99	7	6	13	175	7	2	0	2	15	25
McCreary, Keith	1972-73 to 1974-75	231	49	50	99	91	4	0	0	0	0	9
McCrimmon, Brad	1987-88 to 1989-90	231	16	67	83	274	37	2	8	10	60	4
McDonald, Lanny	1981-82 to 1988-89	492	215	191	406	408	72	24	23	47	98	9
McDonough, Al	1973-74	35	10	9	19	15	4	0	0	0	2	14
McElhinney, Curtis	2007-08 to 2009-10	29	0	0	0	2	1	0	0	0	0	31, 1
McGrattan, Brian	2009-10, 2012-13 to 2014-15	137	8	7	15	239	-	-	-	-	-	10, 16
McInnis, Marty	1996-97 to 1998-99	91	23	30	53	42	-	-	-	-	-	18

# CALGARY FLAMES | ROSTER HISTORY

## ALL-TIME ROSTER CONTINUED

PLAYER	SEASONS	FLAMES CAREER SCORING					PLAYOFF CAREER SCORING					NO.
		GP	G	A	PTS	PIM	GP	G	A	PTS	PIM	
McKendry, Alex	1980-81	36	3	6	9	19	-	-	-	-	-	26
McLennan, Jamie	2002-03 to 2003-04 & 2006-07	57	0	1	1	34	1	0	0	0	12	33, 29
McTavish, Dale	1996-97	9	1	2	3	2	-	-	-	-	-	41
Meehan, Gerry	1974-75 to 1975-76	62	11	30	41	8	-	-	-	-	-	10
Mercredi, Vic	1974-75	2	0	0	0	0	-	-	-	-	-	10
Meredith, Greg	1980-81 & 1982-83	36	6	4	10	8	5	3	1	4	4	29, 25
Meyer, Stefan	2010-11	16	0	2	2	17	-	-	-	-	-	44
Mikkelsen, Brendan	2010-11	19	0	1	1	2	-	-	-	-	-	29
Millen, Corey	1995-96 to 1996-97	92	15	25	40	42	-	-	-	-	-	34
Miller, Brad	1993-94	8	0	1	1	14	-	-	-	-	-	55, 34
Modin, Fredrik	2010-11	4	0	0	0	0	-	-	-	-	-	19
Mohns, Doug	1973-74	28	0	3	3	10	-	-	-	-	-	2
Mokosak, Carl	1981-82 to 1982-83	42	7	7	14	87	-	-	-	-	-	19, 10
Monahan, Sean	2013-14 to 2015-16	237	80	79	159	38	11	3	3	6	2	23
Montador, Steve	2001-02 to 2005-06	94	4	5	9	201	20	1	2	3	6	58, 5
Morgan, Jason	2003-04	13	0	2	2	2	-	-	-	-	-	46
Morris, Derek	1997-98 to 2001-02	343	34	129	163	385	-	-	-	-	-	53
Morrison, Brendan	2010-11 to 2011-12	94	13	41	54	22	-	-	-	-	-	8
Morrison, Lew	1972-73 to 1973-74	130	7	13	20	19	-	-	-	-	-	8
Morrow, Scott	1994-95	4	0	0	0	0	-	-	-	-	-	27
Moss, David	2006-07 to 2011-12	317	61	63	124	94	17	4	2	6	4	58, 25
Moss, Tyler	1997-98 to 1998-99	17	0	1	1	0	-	-	-	-	-	30
Mottau, Mike	2002-03	4	0	0	0	0	-	-	-	-	-	36
Mrozik, Rick	2002-03	2	0	0	0	0	-	-	-	-	-	51
Mulhern, Richard	1975-76 to 1978-79	207	25	67	92	153	5	0	3	3	5	4
Mullen, Joe	1985-86 to 1989-90	345	190	198	388	95	61	35	20	55	18	7
Murdoch, Bob	1978-79 to 1981-82	262	16	63	79	202	25	2	5	7	42	20
Murray, Bob	1973-74 to 1974-75	104	3	6	9	56	4	1	0	1	2	23
Murray, Marty	1995-96 to 2000-01	26	3	3	6	6	-	-	-	-	-	45, 28, 20
Murzyn, Dana	1987-88 to 1990-91	201	16	39	55	404	32	4	5	9	35	5
Musil, Frank	1990-91 to 1994-95	335	18	45	63	505	25	1	3	4	21	3
Muzzatti, Jason	1992-93 to 1994-95	2	0	0	0	0	-	-	-	-	-	31, 36
Myre, Phil	1972-73 to 1977-78	211	0	5	5	23	5	0	0	0	0	1
Nakladal, Jakub	2015-16	27	2	3	5	6	-	-	-	-	-	33
Nattress, Ric	1987-88 to 1991-92	226	9	53	62	204	38	4	6	10	30	6
Nazarov, Andrei	1998-99 to 1999-00	112	15	31	46	108	-	-	-	-	-	62
Negrin, John	2008-09	3	0	1	1	2	-	-	-	-	-	61
Nemisz, Greg	2010-11 to 2011-12	15	0	1	1	0	-	-	-	-	-	48
Nichol, Scott	2001-02 to 2002-03	128	13	14	27	256	-	-	-	-	-	40
Nieckar, Barry	1994-95	3	0	0	0	12	-	-	-	-	-	28
Niedermayer, Rob	2001-02 to 2002-03	111	14	24	38	91	-	-	-	-	-	44
Nieuwendyk, Joe	1986-87 to 1994-95	577	314	302	616	330	66	32	28	60	36	18, 25
Nieminen, Ville	2003-04	19	3	5	8	18	24	4	4	8	55	24
Nilson, Marcus	2003-04 to 2007-08	194	19	23	42	77	34	4	7	11	14	26
Nilsson, Kent	1979-80 to 1984-85	425	229	333	562	90	33	4	24	28	8	14
Nolan, Owen	2007-08	77	16	16	32	71	7	3	2	5	2	11
Norwood, Lee	1993-94	16	0	1	1	16	-	-	-	-	-	6
Nylander, Michael	1993-94 to 1995-96 & 1997-98 to 1998-99	168	34	74	108	54	13	0	6	6	2	92, 26
Nystrom, Eric	2005-06 & 2007-08 to 2009-10	204	19	20	39	191	13	2	2	4	2	23
O'Brien, Shane	2013-14	45	0	3	3	58	-	-	-	-	-	55
O'Flaherty, Gerry	1978-79	1	1	0	1	2	-	-	-	-	-	18
Oliwa, Krzysztof	2003-04	65	3	2	5	247	20	2	0	2	6	33
Olsen, Darryl	1991-92	1	0	0	0	0	-	-	-	-	-	32
Ortio, Joni	2013-14 to 2015-16	22	0	2	2	2	-	-	-	-	-	37
Osiecki, Mark	1991-92	50	2	7	9	24	-	-	-	-	-	55
O'Sullivan, Chris	1996-97 to 1998-99	49	2	11	13	14	-	-	-	-	-	19
Otto, Joel	1984-85 to 1994-95	730	167	261	428	1642	87	23	38	61	188	29

## ALL-TIME ROSTER CONTINUED

PLAYER	SEASONS	FLAMES CAREER SCORING					PLAYOFF CAREER SCORING					NO.
		GP	G	A	PTS	PIM	GP	G	A	PTS	PIM	
Pankewicz, Greg	1998-99	17	0	3	3	20	-	-	-	-	-	33
Paradise, Bob	1972-73 to 1973-74	89	1	8	9	116	-	-	-	-	-	6
Pardy, Adam	2008-09 to 2010-11	147	4	22	26	141	6	0	2	2	5	55, 7
Paslawski, Greg	1992-93 to 1993-94	28	6	5	11	2	6	3	0	3	0	23
Patrick, James	1993-94 to 1997-98	217	14	56	70	82	16	0	2	2	8	6, 5, 3
Patterson, Colin	1983-84 to 1990-91	416	88	99	187	187	72	11	16	27	55	11
Pelech, Matt	2008-09	5	0	3	3	9	-	-	-	-	-	56
Peluso, Mike	1997-98	23	0	0	0	113	-	-	-	-	-	8
Peplinski, Jim	1980-81 to 1989-90	711	161	263	424	1467	99	15	31	46	382	24
	& 1994-95											
Peters, Warren	2008-09	16	1	0	1	12	4	0	0	0	0	63
Petit, Michel	1991-92 to 1993-94	134	8	40	48	243	-	-	-	-	-	7
Petrovicky, Ronald	2000-01 to 2001-02	107	9	12	21	139	-	-	-	-	-	36
Phaneuf, Dion	2005-06 to 2009-10	378	75	153	228	522	25	5	7	12	22	3
Phillipoff, Harold	1977-78 to 1978-79	118	26	53	79	241	2	0	1	1	2	24
Picard, Noel	1972-73	57	1	10	11	53	-	-	-	-	-	22
Piskula, Joe	2011-12	5	0	0	0	2	-	-	-	-	-	43
Plager, Bill	1972-73	76	2	11	13	92	-	-	-	-	-	2
Plett, Willi	1975-76 to 1981-82	452	150	149	299	1267	27	12	6	18	191	22, 25
Poirier, Emile	2014-15 to 2015-16	8	0	1	1	2	-	-	-	-	-	57, 28
Potter, Corey	2014-15	6	0	0	0	0	2	0	0	0	0	28
Priakin, Sergei	1988-89 to 1990-91	46	3	8	11	2	3	0	0	0	0	16
Price, Noel	1972-73 to 1974-75	199	5	40	45	160	4	0	0	0	6	4
Primeau, Wayne	2006-07 to 2008-09	94	6	15	21	76	13	1	2	3	18	19
Pronovost, Jean	1978-79 to 1979-80	155	52	58	110	42	6	2	0	2	4	9
Prust, Brandon	2006-07 & 2008-09	78	2	5	7	202	-	-	-	-	-	33
	to 2009-10											
Quinn, Dan	1983-84 to 1986-87	222	72	119	191	100	29	11	12	23	14	10
Quinn, Pat	1972-73 to 1976-77	374	12	87	99	555	7	0	1	1	8	3
Racine, Yves	1996-97	46	1	15	16	24	-	-	-	-	-	36
Ramage, John	2014-15	1	0	0	0	0	-	-	-	-	-	49
Ramage, Rob	1987-88 to 1988-89	80	4	19	23	193	29	2	14	16	47	55
Ramholt, Tim	2007-08	1	0	0	0	0	-	-	-	-	-	47
Ramo, Karri	2013-14 to 2015-16	111	0	2	2	10	7	0	0	0	2	31
Ranheim, Paul	1988-89 to 1993-94	354	94	100	194	105	19	3	6	9	2	26, 28
Rautakallio, Pekka	1979-80 to 1981-82	235	33	121	154	122	23	2	5	7	8	4
Raymond, Mason	2014-15 to 2015-16	86	16	12	28	16	8	0	2	2	0	21
Redmond, Dick	1977-78	42	7	11	18	16	2	1	0	1	0	5
Reese, Jeff	1991-92 to 1993-94	39	0	5	5	16	4	0	0	0	0	35
Regehr, Richie	2006-07	20	1	3	4	6	-	-	-	-	-	49
Regehr, Robyn	1999-00 to 2010-11	827	29	134	163	802	41	3	12	15	28	28
Reichel, Robert	1990-91 to 1996-97	425	153	201	354	217	26	5	14	19	6	26
Reierson, Dave	1988-89	2	0	0	0	2	-	-	-	-	-	8
Reinhart, Max	2012-13 to 2014-15	23	1	4	5	6	-	-	-	-	-	59
Reinhart, Paul	1979-80 to 1987-88	517	109	335	444	203	76	21	51	72	38	23
Reinprecht, Steve	2003-04 to 2005-06	96	17	41	58	28	-	-	-	-	-	27
Ribble, Pat	1976-77 to 1978-79	203	12	31	43	188	4	0	1	1	8	23, 3, 22,
	& 1981-82 to 1982-83											8, 28
Richard, Jacques	1972-73 to 1974-75	215	57	46	103	108	4	0	0	0	2	15
Rigglin, Pat	1979-80 to 1981-82	119	0	6	6	11	14	0	0	0	0	31, 1
Rioux, Pierre	1982-83	14	1	2	3	4	-	-	-	-	-	32
Risebrough, Doug	1982-83 to 1986-87	247	68	101	169	583	50	10	17	27	95	8
Ritchie, Byron	2005-06 to 2006-07	109	12	8	20	137	8	0	0	0	10	15
Roberts, Gary	1986-87 to 1995-96	585	257	248	505	1736	58	13	30	43	216	32, 10
Roche, Dave	1998-99 to 1999-00	38	3	3	6	49	-	-	-	-	-	25
Rochefort, Leon	1972-73 to 1973-74	110	19	30	49	23	-	-	-	-	-	11
Roloson, Dwayne	1996-97 to 1997-98	70	0	4	4	12	-	-	-	-	-	30
Romanchych, Larry	1972-73 to 1976-77	288	68	95	163	100	7	2	2	4	4	21, 9
Rota, Darcy	1978-79 to 1979-80	57	19	13	32	70	2	0	1	1	26	18

## ALL-TIME ROSTER CONTINUED

PLAYER	SEASONS	FLAMES CAREER SCORING					PLAYOFF CAREER SCORING					NO.
		GP	G	A	PTS	PIM	GP	G	A	PTS	PIM	
Roy, Andre	2008-09	44	3	0	3	83	2	0	0	0	0	27
Russell, Kris	2013-14 to 2015-16	198	15	63	78	40	11	2	5	7	7	4
Russell, Phil	1978-79 to 1982-83	322	29	103	132	469	34	3	13	16	70	2, 3, 5
St. Sauveur, Claude	1975-76	79	24	24	48	23	2	0	0	0	0	11
Sabourin, Dany	2003-04	4	0	1	1	0	-	-	-	-	-	50
Sabourin, Ken	1988-89 to 1990-91	27	1	4	5	72	1	0	0	0	0	23, 55
Saprykin, Oleg	1999-00 to 2003-04	187	29	47	76	132	26	3	3	6	14	19
Sarault, Yves	1995-96	11	2	1	3	4	-	-	-	-	-	36
Sarich, Cory	2007-08 to 2012-13	379	10	49	59	462	12	0	2	2	8	6
Sauve, Philippe	2005-06	8	0	0	0	21	-	-	-	-	-	30
Savard, Marc	1999-00 to 2001-02	221	60	94	154	158	-	-	-	-	-	27
Schlegel, Brad	1993-94	26	1	6	7	4	-	-	-	-	-	21
Schlemko, David	2014-15	19	0	0	0	8	11	0	1	1	2	3
Schulke, Paxton	1996-97	1	0	0	0	2	-	-	-	-	-	35
Scoville, Darrel	1999-00	6	0	0	0	2	-	-	-	-	-	2, 4, 45
Seiling, Rod	1978-79	36	0	4	4	12	2	0	0	0	0	15
Setoguchi, Devin	2014-15	19	3	7	10	4	-	-	-	-	-	22
Shand, Dave	1976-77 to 1979-80	288	14	63	77	324	11	0	1	1	57	8
Shannon, Darryl	1999-00	27	1	8	9	22	-	-	-	-	-	2
Shantz, Jeff	1998-99 to 2001-02	256	33	53	86	151	-	-	-	-	-	11
Sharples, Scott	1991-92	1	0	0	0	0	-	-	-	-	-	1
Sheehy, Neil	1983-84 to 1987-88 & 1991-92	222	13	34	47	725	32	0	2	2	104	5, 15
Shinkaruk, Hunter	2015-16	8	2	1	3	2	-	-	-	-	-	49
Shore, Drew	2014-15 to 2015-16	13	1	3	4	2	1	0	0	0	2	22
Sieloff, Patrick	2015-16	1	1	0	1	2	-	-	-	-	-	50
Simard, Martin	1990-91 to 1991-92	37	1	5	6	172	-	-	-	-	-	38, 13
Simon, Chris	2003-04 to 2005-06	85	11	16	27	119	22	5	3	8	81	15, 17
Simpson, Bobby	1976-77 to 1980-81	127	23	18	41	94	4	0	1	1	2	11, 22
Simpson, Todd	1995-96 to 1998-99	214	4	26	30	500	-	-	-	-	-	40, 27
Sjostrom, Fredrik	2009-10	46	1	5	6	8	-	-	-	-	-	11
Skalde, Jarrod	1995-96	1	0	0	0	0	-	-	-	-	-	38
Skrudland, Brian	1992-93	16	2	4	6	10	6	0	3	3	12	39
Sloan, Blake	2001-02 to 2002-03	74	2	10	12	32	-	-	-	-	-	24
Smid, Ladislav	2013-14 to 2015-16	109	1	6	7	81	-	-	-	-	-	3, 15
Smith, Brad	1979-80 to 1980-81	49	7	4	11	69	-	-	-	-	-	24, 18
Smith, Derek	2011-12 to 2013-14	83	2	11	13	24	-	-	-	-	-	27
Smith, Mark	2007-08	54	1	3	4	59	-	-	-	-	-	16
Smith, Steve	1998-99 to 2000-01	102	1	20	21	139	-	-	-	-	-	55
Smyth, Greg	1991-92 to 1992-93	42	2	3	5	110	-	-	-	-	-	6
Sonnenberg, Martin	2003-04	5	0	0	0	2	-	-	-	-	-	25
Sorochan, Lee	1998-99 to 1999-00	3	0	0	0	0	-	-	-	-	-	33, 32
Staios, Steve	2009-10 to 2010-11	57	4	9	13	40	-	-	-	-	-	27
Stajan, Matt	2009-10 to 2015-16	409	49	106	155	211	11	1	3	4	21	18
Stefaniw, Morris	1972-73	13	1	1	2	2	-	-	-	-	-	19
Stempniak, Lee	2011-12 to 2013-14	160	31	52	83	56	-	-	-	-	-	22
Stern, Ron	1990-91 to 1997-98	396	59	66	125	1288	31	6	6	12	85	22
Stewart, John	1972-73 to 1973-74	142	35	32	67	71	4	0	0	0	10	17
Stiles, Tony	1983-84	30	2	7	9	20	-	-	-	-	-	21
Stillman, Cory	1994-95 to 2000-01	393	109	126	235	192	2	1	1	2	0	20, 16
St. Louis, Martin	1998-99 to 1999-00	69	4	16	20	32	-	-	-	-	-	46, 15
Street, Ben	2012-13 to 2013-14	19	0	2	2	4	-	-	-	-	-	38
Struch, David	1993-94	4	0	0	0	4	-	-	-	-	-	33
Stuart, Brad	2006-07	27	0	5	5	18	6	0	1	1	6	6
Sullivan, Mike	1993-94 to 1996-97	205	20	28	48	54	18	4	6	10	10	32
Sundblad, Niklas	1995-96	2	0	0	0	0	-	-	-	-	-	35
Suter, Gary	1985-86 to 1993-94	617	128	437	565	872	49	6	33	39	66	20
Sutter, Brett	2008-09 to 2010-11	18	1	1	2	12	-	-	-	-	-	42
Sutter, Ron	2000-01	21	1	3	4	12	-	-	-	-	-	20



## ALL-TIME ROSTER CONTINUED

PLAYER	SEASONS	FLAMES CAREER SCORING					PLAYOFF CAREER SCORING					NO.
		GP	G	A	PTS	PIM	GP	G	A	PTS	PIM	
Sweeney, Bob	1995-96	6	1	1	2	6	2	0	0	0	0	17
Sweeney, Tim	1990-91 to 1991-92	53	8	11	19	12	-	-	-	-	-	7
Tabaracci, Rick	1994-95 to 1996-97 & 1997-98	97	0	4	4	22	4	0	0	0	0	31
Talafous, Dean	1974-75	18	1	4	5	13	-	-	-	-	-	24
Tambellini, Steve	1983-84 to 1984-85	120	34	20	54	20	2	0	1	1	0	15
Tanguay, Alex	2006-07 to 2007-08 & 2010-11 to 2012-13	342	86	198	284	166	13	1	7	8	12	60, 40
Taylor, Danny	2012-13	2	0	0	0	0	-	-	-	-	-	41
Thompson, Rocky	1997-98 to 1998-99	15	0	0	0	86	-	-	-	-	-	55, 22
Titov, German	1993-94 to 1997-98	345	107	121	228	142	18	7	6	13	14	13
Tkaczuk, Daniel	2000-01	19	4	7	11	14	-	-	-	-	-	18
Tonelli, John	1985-86 to 1987-88	161	40	76	116	164	31	9	14	23	61	27
Torgaev, Pavel	1995-96 & 1999-00	50	6	12	18	18	1	0	0	0	0	35, 18, 50
Toskala, Vesa	2009-10	6	0	0	0	0	-	-	-	-	-	35
Trefilov, Andrei	1992-93 to 1994-95 & 1998-99	23	0	0	0	6	-	-	-	-	-	1, 35
Turek, Roman	2001-02 to 2003-04	152	0	10	10	18	1	0	0	0	0	1
Turnbull, Randy	1981-82	1	0	0	0	2	-	-	-	-	-	22
Unger, Garry	1979-80	79	17	16	33	39	4	0	3	3	2	17, 7
Vail, Eric	1973-74 to 1981-82	539	206	246	452	246	20	5	6	11	6	22, 25, 27
Van Brabant, Bryce	2013-14	6	0	0	0	2	-	-	-	-	-	48
Van der Gulik, David	2008-09	6	0	2	2	0	-	-	-	-	-	59
Vandermeer, James	2007-08 to 2008-09	67	1	8	9	149	13	0	1	1	8	4
Variamov, Sergei	1997-98 & 1999-00	8	3	0	3	0	-	-	-	-	-	24, 37
Vernon, Michael	1982-83 to 83-84, 85-86 to 93-94 & 2000-01 to 01-02	526	0	34	34	192	81	0	3	3	18	30, 29
Viitakoski, Vesa	1993-94 to 1995-96	23	2	4	6	8	-	-	-	-	-	32, 19
Volcan, Mickey	1983-84	19	1	4	5	18	-	-	-	-	-	5
Walker, Howard	1982-83	3	0	0	0	7	-	-	-	-	-	12
Walz, Wes	1993-94 to 1994-95	92	17	39	56	27	7	3	0	3	2	17
Wamsley, Rick	1987-88 to 1991-92	111	0	2	2	12	4	0	0	0	0	31
Wappel, Gord	1979-80 to 1981-82	20	1	1	2	10	2	0	0	0	4	24, 2, 21
Ward, Ed	1994-95 to 1998-99	215	16	24	40	284	-	-	-	-	-	42
Warrener, Rhett	2003-04 to 2008-09	231	11	26	37	239	37	0	1	1	30	44
Werenka, Brad	1999-00 to 2000-01	45	2	5	7	37	-	-	-	-	-	33, 2
Westgarth, Kevin	2013-14	48	4	3	7	68	-	-	-	-	-	15
White, Ian	2009-10 to 2010-11	43	6	12	18	18	-	-	-	-	-	3
Whitmore, Kay	2001-02	1	0	0	0	0	-	-	-	-	-	35
Wideman, Dennis	2012-13 to 2015-16	223	27	91	118	94	11	0	7	7	12	26, 6
Wiemer, Jason	1997-98 to 2000-01 & 2005-06	252	34	32	66	567	-	-	-	-	-	24
Wilm, Clarke	1998-99 to 2001-02	303	31	42	73	250	-	-	-	-	-	23
Wilson, Bert	1980-81	50	5	7	12	94	1	0	0	0	0	8
Wilson, Carey	1983-84 to 1987-88 & 1990-91 to 1992-93	355	102	161	263	160	32	6	6	12	10	33
Wilson, Clay	2011-12	5	0	0	0	4	-	-	-	-	-	21
Wilson, Rik	1985-86	2	0	0	0	0	-	-	-	-	-	32
Wolf, David	2014-15	3	0	0	0	2	1	0	0	0	0	45
Wortman, Kevin	1993-94	5	0	0	0	2	-	-	-	-	-	34
Wotherspoon, Tyler	2013-14 to 2015-16	26	0	5	5	4	6	0	0	0	0	56, 26
Wregget, Ken	1998-99	27	0	1	1	8	-	-	-	-	-	31
Wright, Jamie	2001-02 to 2002-03	63	6	14	20	32	-	-	-	-	-	18
Yawney, Trent	1991-92 to 1995-96	274	11	45	56	368	19	3	2	5	26	18, 8
Yelle, Stephane	2002-03 to 2007-08	339	31	65	96	174	43	6	3	9	32	11, 7
Young, C.J.	1992-93	28	3	2	5	20	-	-	-	-	-	23
Zaharko, Miles	1977-78	171	1	19	20	26	1	0	0	0	0	23
Zalapski, Zarley	1993-94 to 1997-98	178	21	55	76	220	18	0	8	8	16	33
Zemlak, Richard	1991-92	5	0	1	1	42	-	-	-	-	-	21
Zyuzin, Andrei	2006-07	49	1	5	6	30	5	1	0	1	2	7

**ALL-TIME SWEATER ROSTER**

**1**

Myre, Phil	1972-73 to 1977-78
Lemelin, Rejean	1978-79 & 1986-87
Craig, Jim	1979-80
Riggin, Pat	1979-80 to 1981-82
Edwards, Don	1982-83 to 1984-85
D'Amour, Marc	1985-86
Guenette, Steve	1989-90 to 1990-91
Sharples, Scott	1991-92
Trefilov, Andrei	1992-93 to 1994-95
Moss, Tyler	1997-98
Garner, Tyrone	1998-99
Turek, Roman	2001-02 to 2003-04
McElhinney, Curtis	2008-09 to 2009-10
Hiller, Jonas	2014-15 to 2015-16

**2**

Bennett, Curt	1972-73 to 1977-78 & 1979-80
Plager, Bill	1972-73
Mohns, Doug	1973-74
Gibbs, Barry	1974-75 to 1977-78
Fox, Greg	1977-78 to 1978-79
Russell, Phil	1978-79 to 1982-83
Wappel, Gord	1979-80 to 1981-82
Bourgeois, Charles	1981-82
MacInnis, Al	1983-84 to 1993-94
Allison, Jamie	1996-97 to 1997-98
Scoville, Darrel	1999-00
Shannon, Darryl	1999-00
Werenka, Brad	2000-01
Letang, Alan	2001-02
Commodore, Mike	2002-03 to 2003-04

**3**

Quinn, Pat	1972-73 to 1976-77
Ribble, Pat	1976-77 to 1978-79 & 1981-82 to 1982-83
Russell, Phil	1978-79 to 1982-83
Curtale, Tony	1980-81
Konroyd, Steve	1980-81 to 1985-86
Guy, Kevan	1986-87 to 1987-88
Lessard, Rick	1988-89 & 1990-91
Musil, Frank	1990-91 to 1994-95
Patrick, James	1995-96 to 1997-98
Gauthier, Denis	1998-99 to 2003-04
Planeuf, Dion	2005-06 to 2009-10
White, Ian	2009-10 to 2010-11
Carson, Brett	2010-11 to 2012-13
Smid, Ladislav	2013-14
Schlemko, David	2014-15
Jokipakka, Jyrki	2015-16

**4**

Price, Noel	1972-73 to 1974-75
Mulhern, Richard	1975-76 to 1978-79
Rautakallio, Pekka	1979-80 to 1981-82
Baxter, Paul	1983-84 to 1986-87
McCrimmon, Brad	1987-88 to 1989-90
Kyte, Jim	1990-91 to 1991-92
Dahl, Kevin	1992-93 to 1995-96 & 1997-98
Featherstone, Glen	1996-97
Helenius, Sami	1998-99

Dollas, Bobby	1999-00
Scoville, Darrel	1999-00
Belak, Wade	2000-01
Eakins, Dallas	2000-01 to 2001-02
Leopold, Jordan	2002-03 to 2003-04
Hamrik, Roman	2005-06 to 2006-07
Vandermeer, Jim	2007-08 to 2008-09
Bouwmeester, Jay	2009-10 to 2012-13
Russell, Kris	2013-14 to 2015-16

**5**

Harris, Ron	1972-73
Bennett, Curt	1972-73 to 1977-78 & 1979-80
Redmond, Dick	1977-78
Marsh, Brad	1978-79 to 1981-82
Russell, Phil	1978-79 to 1982-83
Volcan, Mickey	1983-84
Sheehy, Neil	1983-84 to 1987-88
Murzyn, Dana	1987-88 to 1990-91
Guy, Kevan	1990-91 to 1991-92
Dahlquist, Chris	1992-93 to 1993-94
Patrick, James	1994-95
Bouchard, Joel	1995-96
Albelin, Tommy	1995-96 to 2000-01
Montador, Steve	2002-03 to 2005-06
Giordano, Mark	2005-06 to 2006-07 & 2008-09 to 2015-16

**6**

Paradise, Bob	1972-73 to 1973-74
Lemieux, Jean	1973-74 to 1975-76
Houston, Ken	1975-76 to 1981-82
Dunn, Richie	1982-83
Hanson, Keith	1983-84
Cavallini, Gino	1984-85 to 1985-86
Johnson, Terry	1985-86
Engblom, Brian	1986-87
Nattress, Ric	1987-88 to 1991-92
Smyth, Greg	1991-92 to 1992-93
Norwood, Lee	1993-94
Wortman, Kevin	1993-94
Patrick, James	1993-94
Bouchard, Joel	1996-97 to 1997-98
Housley, Phil	1994-95 to 1995-96 & 1998-99 to 2000-01
Boughner, Bob	2001-02 to 2002-03
Leopold, Jordan	2005-06
Stuart, Brad	2006-07
Sarich, Cory	2007-08 to 2012-13
Wideman, Dennis	2013-14 to 2015-16

**7**

Manery, Randy	1972-73 to 1976-77
Chouinard, Guy	1974-75 to 1982-83
Lalonde, Bobby	1977-78 to 1979-80 & 1981-82
Unger, Garry	1979-80
Holt, Randy	1980-81 to 1981-82
Eaves, Mike	1983-84 to 1985-86
Mullen, Joe	1985-86 to 1989-90
Sweeney, Tim	1990-91 to 1991-92
Petit, Michel	1991-92 to 1993-94
Allison, Jamie	1994-95

Konroyd, Steve	1994-95
Huscroft, Jamie	1995-96 to 1996-97
Dingman, Chris	1997-98 to 1998-99
Begin, Steve	1999-00
Clark, Chris	1999-00
Bureau, Marc	1999-00
Kobasew, Chuck	2002-03 to 2003-04
Marchmont, Bryan	2005-06
Zyuzin, Andrei	2006-07
Yelle, Stephane	2007-08
Bertuzzi, Todd	2008-09
Pardy, Adam	2009-10 to 2010-11
Brodie, T.J.	2011-12 to 2015-16

**8**

Morrison, Lew	1972-73 to 1973-74
Harvey, Buster	1974-75 to 1975-76
Kryskow, Dave	1975-76
Shand, Dave	1976-77 to 1979-80
Wilson, Bert	1980-81
Eloranta, Kari	1981-82 to 1982-83
Risebrough, Doug	1982-83 to 1986-87
Reiersson, Dave	1988-89
Yawney, Trent	1995-96
Helenius, Sami	1996-97
Peluso, Mike	1997-98
Bure, Valeri	1997-98 to 2000-01
Buzek, Petr	2001-02 to 2002-03
Ference, Brad	2006-07
Eriksson, Anders	2007-08 to 2008-09
Kronwall, Staffan	2009-10
Morrison, Brendan	2010-11 to 2011-12
Kolanos, Krysz	2011-12
Colbourne, Joe	2013-14 to 2015-16

**9**

McCreary, Keith	1972-73 to 1974-75
Romanchych, Larry	1972-73 to 1976-77
Flett, Bill	1975-76 to 1976-77
Pronovost, Jean	1978-79 to 1979-80
Lever, Don	1979-80 to 1981-82
Cyr, Denis	1980-81 to 1982-83
McDonald, Lanny	1981-82 to 1988-89

**10**

Gratton, Norm	1972-73
Deadmarsh, Butch	1972-73 to 1973-74
Byers, Jerry	1974-75
Chouinard, Guy	1974-75 to 1982-83
Meehan, Gerry	1974-75 to 1975-76
Mercredi, Vic	1974-75
Clement, Bill	1975-76 to 1981-82
Mokosak, Carl	1981-82 to 1982-83
Quinn, Dan	1983-84 to 1986-87
Roberts, Gary	1986-87 to 1995-96
Lowry, Dave	2000-01 to 2003-04
Amonte, Tony	2005-06 to 2006-07
McGrattan, Brian	2009-10
Hagman, Niklas	2010-11 to 2011-12
Comeau, Blake	2011-12 to 2012-13
Cervenka, Roman	2012-13
Knight, Corban	2013-14 to 2014-15

**ALL-TIME SWEATER ROSTER** CONTINUED

**11**

Hogoboom, Bill	1972-73
Rochefort, Leon	1972-73 to 1973-74
St. Sauveur, Claude	1975-76
Simpson, Bobby	1976-77 to 1980-81
MacMillan, Bob	1977-78 to 1981-82
Lalonde, Bobby	1977-78 to 1979-80 & 1981-82
MacInnis, Al	1981-82
Christoff, Steve	1982-83
Patterson, Colin	1983-84 to 1990-91
Leeman, Gary	1991-92 to 1992-93
Lindberg, Chris	1992-93
Kisio, Kelly	1993-94 to 1994-95
Conacher, Pat	1995-96
Landry, Eric	1997-98
Shantz, Jeff	1998-99 to 2001-02
Yelle, Stephane	2002-03 to 2006-07
Nolan, Owen	2007-08
Sjostrom, Fredrik	2009-10
Hagman, Niklas	2009-10
Backlund, Mikael	2010-11 to 2015-16

**12**

Hicke, Ernie	1972-73
Lysiak, Tom	1973-74 to 1978-79
Boldirev, Ivan	1978-79 to 1979-80
Lever, Don	1979-80 to 1981-82
Cyr, Denis	1980-81 to 1982-83
Harrer, Tim	1982-83
Walker, Howard	1982-83
Loob, Hakan	1983-84 to 1988-89
Fenton, Paul	1990-91
Kruse, Paul	1991-92 to 1996-97
Iginla, Jarome	1996-97 to 2012-13

**13**

Simard, Martin	1990-91 to 1991-92
Heaphy, Shawn	1992-93
Titov, German	1993-94 to 1997-98
Jokinen, Olli	2010-11 to 2011-12
Cammalleri, Michael	2008-09 & 2012-13 to 2013-14
Gaudreau, Johnny	2014-15 to 2015-16

**14**

Arnason, Chuck	1973-74
McDonough, Al	1973-74
Ecclestone, Tim	1974-75 to 1977-78
Carr, Gene	1978-79
Nilsson, Kent	1979-80 to 1984-85
Bradley, Brian	1985-86 to 1987-88
Fleury, Theoren	1988-89 to 1998-99

**15**

Richard, Jacques	1972-73 to 1974-75
Bowness, Rick	1975-76 to 1976-77
Seiling, Rod	1978-79
Gorman, Dave	1979-80
Henderson, Paul	1979-80
LaVallee, Kevin	1980-81 to 1982-83
Tambellini, Steve	1983-84 to 1984-85
Bartel, Robin	1985-86
Churla, Shane	1987-88 to 1988-89

Chernomaz, Richard	1987-88 to 1988-89
Sheehy, Neil	1991-92
Ashton, Brent	1992-93
McCarthy, Sandy	1993-94 to 1997-98
St. Louis, Martin	1999-00
Fata, Rico	1999-00 to 2000-01
Betts, Blair	2001-02 to 2003-04
Simon, Chris	2003-04
Ritchie, Byron	2005-06 to 2006-07
Dawes, Nigel	2009-10
Jackman, Tim	2010-11 to 2013-14
Westgarth, Kevin	2013-14
Smid, Ladislav	2014-15 to 2015-16

**16**

Leiter, Bobby	1972-73 to 1974-75
Chouinard, Guy	1974-75 to 1981-82
Jackson, Jim	1982-83 to 1984-85
Lamb, Mark	1985-86
Hull, Brett	1985-86 to 1987-88
Priakin, Sergei	1988-89 to 1990-91
Chernomaz, Richard	1991-92
Berube, Craig	1991-92 to 1992-93
Freer, Mark	1993-94
Greig, Mark	1994-95
Borschovsky, Nikolai	1994-95
Stillman, Cory	1995-96 to 2000-01
Berube, Craig	1991-92 to 1992-93 & 2001-02 to 2002-03
Donovan, Shean	2002-03 to 2005-06
Friesen, Jeff	2006-07
Smith, Mark	2007-08
Boyd, Dustin	2008-09 to 2009-10
Kostopoulos, Tom	2010-11 to 2011-12
McGrattan, Brian	2012-13 to 2014-15
Jooris, Josh	2015-16

**17**

Stewart, John	1972-73 to 1973-74
Graves, Hilliard	1974-75 to 1976-77
Laurence, Red	1978-79
Unger, Garry	1979-80
Adduono, Rick	1979-80
Hislop, Jamie	1980-81 to 1983-84
Eaves, Mike	1985-86
Hrdina, Jiri	1987-88 to 1990-91
Habscheid, Marc	1991-92
Walz, Wes	1993-94 to 1994-95
Hlushko, Todd	1995-96
Sweeney, Bob	1995-96
Domenichelli, Hnat	1996-97 to 1999-00
Botterill, Jason	1999-00
Krivokrasov, Sergei	1999-00
Clark, Chris	1999-00 to 2003-04
Simon, Chris	2005-06
Godard, Eric	2007-08
Bourque, Rene	2008-09 to 2011-12
Bouma, Lance	2013-14 to 2015-16

**18**

Comeau, Rey	1972-73 to 1977-78
O'Flaherty, Gerry	1978-79
Rota, Darcy	1978-79 to 1979-80
Smith, Brad	1979-80 to 1980-81

Hindmarch, Dave	1980-81 to 1984-85
Nieuwendyk, Joe	1986-87
Bucyk, Randy	1987-88
Coxe, Craig	1987-88
Grimson, Stu	1988-89 to 1989-90
Bergqvist, Jonas	1989-90
Kruse, Paul	1990-91
Yawney, Trent	1991-92 to 1994-95
Torgajev, Pavel	1995-96
McInnis, Marty	1996-97 to 1998-99
Dubinsky, Steve	1998-99 to 1999-00
Tkaczuk, Daniel	2000-01
Wright, Jamie	2001-02 to 2002-03
Drury, Chris	2002-03
Lombardi, Matthew	2003-04 to 2008-09
Stajan, Matt	2009-10 to 2015-16

**19**

Brown, Arnie	1972-73 to 1973-74
Stefaniw, Morris	1972-73
Kea, Ed	1973-74 to 1978-79
Henderson, Paul	1979-80
Gould, Bob	1979-80 to 1981-82
Mokosak, Carl	1981-82 to 1982-83
Eakin, Bruce	1981-82
Hunter, Tim	1981-82 to 1991-92
Harkins, Todd	1992-93
Haas, David	1993-94
Viitkoski, Vesa	1993-94 to 1995-96
O'Sullivan, Chris	1996-97 to 1998-99
Saprykin, Oleg	1999-00 to 2003-04
Kobasew, Chuck	2005-06 to 2006-07
Primeau, Wayne	2006-07 to 2008-09
Mayers, Jamal	2009-10
Modin, Fredrik	2010-11
Jones, Blair	2011-12 to 2013-14
Jones, David	2014-15 to 2015-16

**20**

MacMillan, Bill	1972-73
Hextall, Bryan	1973-74 to 1974-75
Lemieux, Jean	1973-74 to 1975-76
Lemieux, Richard	1975-76
Kryskow, Dave	1975-76
Murdoch, Bob	1978-79 to 1981-82
Eloranta, Kari	1981-82 to 1984-85
Suter, Gary	1985-86 to 1993-94
Stillman, Cory	1994-95
Evason, Dean	1995-96
Hlushko, Todd	1996-97 to 1997-98
Corbet, Rene	1998-99 to 1999-00
Murray, Marty	2000-01
Eakins, Dallas	2000-01
Sutter, Ron	2001-01
Botterill, Jason	2001-02
Johansson, Mathias	2002-03
Loyns, Lynn	2003-04
Huselius, Kristian	2005-06 to 2007-08
Glencross, Curtis	2008-09 to 2014-15

**21**

Romanchych, Larry	1972-73 to 1976-77
Gould, John	1976-77 to 1979-80
Wappel, Gord	1979-80 to 1981-82

**ALL-TIME SWEATER ROSTER** CONTINUED

Ingarfield, Earl Jr.	1979-80 to 1980-81
Labraaten, Dan	1980-81 to 1981-82
Jalonen, Kari	1982-83 to 1983-84
Stiles, Tony	1983-84
Berezan, Perry	1984-85 to 1988-89
Johansson, Roger	1989-90 to 1990-91
Zemlak, Richard	1991-92
Godnyuk, Alexander	1991-92 to 1992-93
Schlegel, Brad	1993-94
Chiasson, Steve	1994-95 to 1996-97
Cassels, Andrew	1997-98 to 1998-99
Johansson, Andreas	1999-00
Hay, Dwayne	2000-01
Ference, Andrew	2002-03 to 2006-07
Hale, David	2006-07 to 2007-08
Jokinen, Olli	2008-09 to 2009-10
Higgins, Christopher	2009-10
Wilson, Clay	2011-12
Raymond, Mason	2014-15 to 2015-16

**22**

Picard, Noel	1972-73
Vail, Eric	1973-74 to 1981-82
Bialowas, Dwight	1973-74 to 1974-75
Plett, Willi	1975-76 to 1981-82
Simpson, Bobby	1976-77 to 1980-81
Marsh, Brad	1978-79 to 1981-82
Gould, Bob	1979-80 to 1981-82
Wappel, Gord	1979-80 to 1981-82
Turnbull, Randy	1981-82
MacInnis, Al	1982-83
Eakin, Bruce	1983-84
Kromm, Richard	1983-84 to 1985-86
Fotiu, Nick	1985-86 to 1986-87
Bullard, Mike	1986-87 to 1987-88
Hunter, Mark	1988-89 to 1990-91
Stern, Ron	1990-91 to 1997-98
Thompson, Rocky	1998-99
Lindsay, Bill	1999-00 to 2000-01
Conroy, Craig	2000-01 to 2003-04
Langkow, Daymond	2005-06 to 2010-11
Stempniak, Lee	2011-12 to 2013-14
Setoguchi, Devin	2014-15
Shore, Drew	2014-15 to 2015-16

**23**

Murray, Bob	1973-74 to 1974-75
Carriere, Larry	1975-76 to 1976-77
Zaharko, Miles	1977-78
Reinhart, Paul	1979-80 to 1987-88
Sabourin, Ken	1988-89
Matteau, Stephane	1990-91 to 1991-92
Berube, Craig	1991-92
Markwart, Nevin	1991-92
Young, C.J.	1992-93
Paslawski, Greg	1992-93 to 1993-94
Kennedy, Sheldon	1994-95 to 1995-96
Gavey, Aaron	1996-97 to 1997-98
Wilm, Clarke	1998-99 to 2001-02
Gelinas, Martin	2002-03 to 2003-04
Nystrom, Eric	2007-08 to 2009-10
Hannan, Scott	2011-12
Monahan, Sean	2013-14 to 2015-16

**24**

Ketter, Kerry	1972-73
Martineau, Don	1973-74
Kea, Ed	1973-74 to 1978-79
Talafous, Dean	1974-75
Botting, Cam	1975-76
Houston, Ken	1975-76 to 1981-82
Phillipoff, Harold	1977-78 to 1978-79
Beaudoin, Serge	1979-80
Wappel, Gord	1979-80
Smith, Brad	1979-80
Peplinski, Jim	1980-81 to 1989-90 & 1994-95
Iginla, Jarome	1995-96 to 1996-97
Gauthier, Denis	1997-98
Hentunen, Jukka	2001-02
Sloan, Blake	2001-02 to 2002-03
Nieminen, Ville	2003-04
Wiener, Jason	1997-98 to 2000-01 & 2005-06
Lundmark, Jamie	2005-06
Conroy, Craig	2006-07 to 2010-11
Letourneau-Leblond, Pierre-Luc	2011-12
Hudler, Jiri	2012-13 to 2015-16

**25**

Plett, Willi	1975-76 to 1981-82
Meredith, Greg	1982-83
Eakin, Bruce	1983-84 to 1984-85
Courteau, Yves	1984-85
Bullard, Mike	1986-87 to 1987-88
Nieuwendyk, Joe	1986-87 to 1994-95
Roche, Dave	1998-99 to 1999-00
Kriovkrasov, Sergei	1999-00
Andersson, Niklas	2000-01
Kravchuk, Igor	2000-01 to 2001-02
Sonnenberg, Martin	2003-04
McCarty, Darren	2005-06 to 2006-07
Moss, David	2007-08 to 2011-12
Bollig, Brandon	2014-15
Hamilton, Freddie	2015-16

**26**

McKendry, Alex	1980-81
Dwyer, Mike	1980-81 to 1981-82
Bridgman, Mel	1981-82 to 1982-83
Bozek, Steve	1983-84 to 1987-88
Ranheim, Paul	1988-89
Korn, Jim	1989-90
Reichel, Robert	1990-91 to 1994-95 & 1996-97
Kohn, Ladislav	1997-98
Nylander, Michael	1998-99
Landry, Eric	1998-99
Begin, Steve	1999-00 to 2001-02
Brigley, Travis	1999-00
Clark, Chris	1999-00
Eakins, Dallas	2000-01
Begin, Steve	1999-00 to 2002-03
Green, Josh	2003-04
Nilson, Marcus	2003-04 to 2007-08
Kotalik, Ales	2009-10 to 2010-11
Desbiens, Guillaume	2011-12

Wideman, Dennis	2012-13
Wotherspoon, Tyler	2014-15 to 2015-16

**27**

Vail, Eric	1973-74 to 1981-82
Beers, Eddy	1981-82 to 1985-86
Hampson, Gord	1982-83
Tonelli, John	1985-86 to 1987-88
MacLellan, Brian	1988-89 to 1990-91
Forslund, Tomas	1991-92 to 1992-93
Drury, Ted	1993-94
Morrow, Scott	1994-95
Simpson, Todd	1995-96 to 1998-99
Savard, Marc	1999-00 to 2002-03
Berube, Craig	2002-03
Reinprecht, Steve	2003-04 to 2005-06
Leclerc, Mike	2005-06
Roy, Andre	2008-09
Staios, Steve	2009-10 to 2010-11
Smith, Derek	2011-12 to 2013-14
Hamilton, Dougie	2015-16

**28**

McAdam, Gary	1981-82
Bourgeois, Charles	1981-82 to 1985-86
DeGray, Dale	1985-86 to 1986-87
Bodak, Bob	1987-88
Ranheim, Paul	1988-89 to 1993-94
Niecuq, Barry	1994-95
Esau, Len	1994-95
Murray, Marty	1995-96 to 1997-98
Bassen, Bob	1998-99
Regehr, Robyn	1999-00 to 2010-11
Begin, Steve	2012-13
MacDermid, Lane	2013-14
Potter, Corey	2014-15
Poirier, Emile	2015-16

**29**

Dwyer, Mike	1980-81 to 1981-82
Meredith, Greg	1980-81
Bernhardt, Tim	1982-83
Brubaker, Jeff	1983-84
Otto, Joel	1984-85 to 1994-95
Hulse, Cale	1995-96 to 1996-97
Andersson, Erik	1997-98
Karpenko, Igor	1998-99
Belak, Wade	1998-99 to 1999-00
Vernon, Michael	2000-01 to 2001-02
McLennan, Jamie	2003-04 & 2006-07
Mikkelsen, Brendan	2010-11
Aliu, Akim	2011-12 to 2012-13
Engelland, Deryk	2014-15 to 2015-16

**30**

Bouchard, Dan	1972-73 to 1980-81
Vernon, Michael	1982-83 to 1983-84 & 1985-86 to 1993-94
Roloson, Dwayne	1996-97 to 1997-98
Moss, Tyler	1998-99
Brochu, Martin	2000-01

**ALL-TIME SWEATER ROSTER** CONTINUED

**31**

Belanger, Yves	1977-78 to 1978-79
Lemelin, Rejean	1978-79 to 1986-87
Riggin, Pat	1979-80 to 1981-82
Wamsley, Rick	1987-88 to 1991-92
Muzzatti, Jason	1993-94
Tabaracci, Rick	1994-95 to 1997-98
Wregget, Ken	1998-99
Fuhr, Grant	1999-00
Szuper, Levente	2002-03
Joseph, Curtis	2007-08
McElhinney, Curtis	2007-08
Ramo, Karri	2013-14 to 2015-16

**32**

Rioux, Pierre	1982-83
Eakin, Bruce	1983-84 to 1984-85
Bolduc, Dan	1983-84
Wilson, Rik	1985-86
Eloranta, Kari	1985-86
Roberts, Gary	1986-87
Glynn, Brian	1987-88 & 1989-90
Lessard, Rick	1988-89 & 1990-91
Olsen, Darryl	1991-92
Lindberg, Chris	1991-92 to 1992-93
Viitakoski, Vesa	1993-94
Sullivan, Mike	1993-94 to 1996-97
Sorochan, Lee	1999-00
Lydman, Toni	2000-01 to 2003-04
Hulse, Cale	1997-98 to 1999-00
	& 2005-06
Byron, Paul	2011-12 to 2014-15
Backstrom, Niklas	2015-16

**33**

Wilson, Carey	1983-84 to 1987-88 & 1990-91 to 1992-93
Chernomaz, Richard	1987-88 to 1988-89
Bureau, Marc	1989-90 to 1990-91
Struch, David	1993-94
Zalapski, Zarley	1993-94 to 1997-98
Pankewicz, Greg	1998-99
Sorochan, Lee	1998-99
Begin, Steve	1999-00
Werenka, Brad	1999-00
Allison, Jamie	2001-02
McLennan, Jamie	2002-03
Oliwa, Krzysztof	2003-04
Auccoin, Adrian	2007-08 to 2008-09
Prust, Brandon	2009-10
Babchuk, Anton	2010-11 to 2012-13
Diaz, Raphael	2014-15
Nakladal, Jakob	2015-16

**34**

Macoun, Jamie	1982-83 to 1991-92
Johansson, Roger	1992-93
Miller, Brad	1993-94
Wortman, Kevin	1993-94
Bouchard, Joel	1994-95 to 1995-96
Millen, Corey	1995-96 to 1996-97
Dowd, Jim	1997-98
Malgunas, Stewart	1999-00
Kiprusoff, Miikka	2003-04 to 2012-13

**35**

Grimson, Stu	1988-89 to 1989-90
Reese, Jeff	1991-92 to 1993-94
Eisenhut, Neil	1994-95
Torgajev, Pavel	1995-96
Sundblad, Niklas	1995-96
Schulte, Paxton	1996-97
Trefilov, Andrei	1998-99
Whitmore, Kay	2001-02
Krahn, Brent	2003-04
Toskala, Vesa	2009-10
Karlsson, Henrik	2010-11 to 2011-12
MacDonald, Joey	2012-13 to 2013-14

**36**

Dadswell, Doug	1986-87 to 1987-88
Muzzatti, Jason	1992-93 to 1994-95
Esau, Len	1993-94
Sarault, Yves	1995-96
Racine, Yves	1996-97
Charron, Eric	1999-00
Petrovicky, Ronald	2000-01 to 2001-02
Mottau, Mike	2002-03
Keetley, Matt	2007-08 to 2009-10

**37**

Harkins, Todd	1991-92
Kidd, Trevor	1991-92 to 1996-97
Gagner, Tyrone	1997-98
Gratton, Benoit	1999-00
Varlamov, Sergei	1999-00
Drury, Chris	2002-03
McAmmond, Dean	2001-02 & 2003-04
Prust, Brandon	2006-07
Irving, Leland	2011-12 to 2012-13
Ortio, Joni	2013-14 to 2015-16

**38**

Simard, Martin	1990-91 to 1991-92
Lebeau, Patrick	1992-93
Cowan, Jeff	1999-00 to 2001-02
Dome, Robert	2002-03
Jaffray, Jason	2008-09
Street, Ben	2012-13 to 2013-14

**39**

Ahola, Peter	1993-94
Hlushko, Todd	1994-95
Ferguson, Craig	1995-96
Skalde, Jarrod	1995-96
Lakovic, Sasha	1996-97
Charron, Eric	1997-98 to 1998-99
Gilmour, Doug	1988-89 to 1991-92
Skrudland, Brian	1992-93
Keczmer, Dan	1993-94 to 1995-96
Gratton, Benoit	1999-00 to 2000-01
Christie, Ryan	2001-02
Germyn, Carson	2005-06 to 2006-07
Galiardi, T.J.	2013-14

**40**

Simpson, Todd	1995-96
Brathwaite, Fred	1998-99 to 2000-01
Nichol, Scott	2001-02 to 2002-03
Leopold, Jordan	2008-09
Tanguay, Alex	2006-07 to 2007-08, 2010-11 to 2012-13

**41**

May, Alan	1994-95
McTavish, Dale	1996-97
Boyd, Dustin	2006-07 to 2007-08
Ivanans, Raitis	2010-11 to 2011-12
Taylor, Danny	2012-13
Billins, Chad	2013-14

**42**

Makarov, Sergei	1989-90 to 1992-93
Larose, Guy	1993-94
Ward, Ed	1994-95 to 1998-99
DuPont, Micki	2001-02 to 2002-03
Sutter, Brett	2008-09 to 2011-12
Cundari, Mark	2012-13 to 2013-14

**43**

Brigley, Travis	1997-98
Kohn, Ladislav	2002-03
Piskula, Joe	2011-12
Breen, Chris	2013-14

**44**

Hoglund, Jonas	1996-97
Fata, Rico	1998-99
Niedermayer, Rob	2001-02 to 2002-03
Warrener, Rhett	2003-04 to 2008-09
Johnson, Aaron	2009-10
Meyer, Stefan	2010-11
Butler, Chris	2011-12 to 2013-14

**45**

Murray, Marty	1995-96
Lemieux, Jocelyn	1995-96
Jantunen, Marko	1996-97
Scoville, Darrel	1999-00
Lundmark, Jamie	2008-09 to 2009-10
Wolf, David	2014-15

**46**

Kohn, Ladislav	1995-96
St. Louis, Martin	1998-99
Morgan, Jason	2003-04
Giordano, Mark	2005-06 to 2006-07
Bancks, Carter	2012-13
Arnold, Bill	2013-14

**47**

Lapointe, Claude	1995-96
Giguere, J.S.	1998-99 to 1999-00
Ramholt, Tim	2007-08
Greentree, Kyle	2008-09
Baertschi, Sven	2011-12 to 2014-15

**48**

Nemisz, Greg	2010-11 to 2011-12
Van Brabant, Bryce	2013-14

**ALL-TIME SWEATER ROSTER** CONTINUED

**49**

Lombardi, Matthew	2003-04
Regehr, Richie	2005-06 to 2006-07
Ramage, John	2014-15
Shinkaruk, Hunter	2015-16

**50**

Torgaev, Pavel	1999-00
Sabourin, Dany	2002-03 to 2003-04
Sieloff, Patrick	2015-16

**51**

Gagner, Dave	1996-97
Mrozik, Rick	2002-03
Horak, Roman	2011-12 to 2012-13
Agostino, Kenny	2013-14, 2015-16

**52**

Bollig, Brandon	2015-16
-----------------	---------

**53**

Morris, Derek	1997-98 to 2001-02
Gaudreau, Johnny	2013-14

**54**

Jones, David	2013-14
--------------	---------

**55**

Ramage, Rob	1987-88 to 1988-89
Sabourin, Ken	1990-91
Osiecki, Mark	1991-92
Miller, Brad	1993-94
Thompson, Rocky	1997-98

Smith, Steve	1998-99 to 2000-01
Pardy, Adam	2008-09
O'Brien, Shane	2013-14

**56**

Pelech, Matt	2008-09
Wotherspoon, Tyler	2013-14

**57**

Begin, Steve	1997-98
Maki, Tomi	2006-07
Bouma, Lance	2010-11 to 2011-12
Poirier, Emile	2014-15
Grant, Derek	2015-16

**58**

Varlamov, Sergei	1997-98
Montador, Steve	2001-02
Moss, David	2006-07
Hanowski, Ben	2012-13 to 2013-14
Kylington, Oliver	2015-16

**59**

Van der Gulik, David	2008-09
Reinhart, Max	2012-13 to 2014-15

**60**

Backlund, Mikael	2008-09 to 2009-10
Granlund, Markus	2013-14 to 2015-16

**61**

Negrin, John	2008-09
Kulak, Brett	2014-15 to 2015-16

**62**

Fata, Rico	1998-99
Nazarov, Andrei	1998-99 to 1999-00
Chucko, Kris	2008-09

**63**

Peters, Warren	2008-09
Bennett, Sam	2014-15

**64**

Hathaway, Garnet	2015-16
------------------	---------

**65**

Elson, Turner	2015-16
---------------	---------

**66**

Brodie, T.J.	2010-11
--------------	---------

**67**

Frolik, Michael	2015-16
-----------------	---------

**79**

Ferland, Micheal	2014-15 to 2015-16
------------------	--------------------

**86**

Jooris, Josh	2014-15
--------------	---------

**92**

Nylander, Michael	1993-94 to 1997-98
-------------------	--------------------

**93**

Cammalleri, Michael	2011-12
Bennett, Sam	2015-16



**2016-17 NHL ON-ICE OFFICIALS**

**REFEREES**

*Brenk, Jacob	42
Charron, Francis	6
*Chmielewski, Tom	43
Dwyer, Gord	19
Furlatt, Eric	27
Hanson, Trevor	31
Hebert, Ghislain	22
Hebert, Jean	15
Jackson, Dave	8
Joannette, Marc	25
Kowal, Tom	32
Kozari, Steve	40
L'Ecuyer, Frederick	17
*Lambert, Pierre	47
Lee, Chris	28
Leggo, Mike	3
*Lewis, Dave	46
Luxmore, Thomas John	21
*MacDougall, Peter	45
McCaughey, Wes	4
McIsaac, Jon	2

Meier, Brad	34
Morton, Dean	36
Nicholson, Kendrick	30
O'Halloran, Dan	13
O'Rourke, Dan	9
Peel, Tim	20
Pochmara, Brian	16
Pollock, Kevin	33
Rank, Garrett	7
Rehman, Kyle	10
*Romasko, Evgeny	39
Rooney, Chris	5
*Schlenker, Chris	48
Skullitter, Graham	24
*South, Furman	44
St. Pierre, Justin	12
St-Laurent, Francois	38
Sutherland, Kelly	11
*Voss, Cameron	41
Walsh, Ian	29
Watson, Brad	23

**LINESMEN**

Alphonso, Shandor	52
Amell, Derek	75
Barton, Steve	59
Berg, Devin	87
Brisebois, David	96
Cameron, Lonnie	74
Cherrey, Scott	50
Cormier, Michel	76
*Daisy, Ryan	81
Devorski, Greg	54
Driscoll, Scott	68
Galloway, Ryan	82
Gawryletz, Brandon	64
Gibbons, Ryan	58
Gibbs, Darren	66
*Grandt, John	98
Henderson, Don	91
Heyer, Shane	55
Knorr, Trent	63
Kovachik, Brad	71

Mach, Brian	78
MacPherson, Matt	83
Miller, Steve	89
Murchison, Kiel	79
Murphy, Brian	93
Murray, Jonny	95
*Nagy, Kory	97
Nansen, Derek	70
Nowak, Tim	77
Murray, Bryan	94
Racicot, Pierre	65
Rody, Vaughan	73
Sericolo, Anthony	84
Sharrers, Jay	57
Shewchuk, Mark	92
Wheler, Mark	56

\* Minor League Official



**2016-17 NHL CRITICAL DATES**

**SEPTEMBER 2016**

- 17 – Oct. 1 2016 World Cup of Hockey tournament (Air Canada Centre, Toronto, ON)
- 22 Training camps open
- 22 CCM/USA Hockey All-American Prospects Game (Philadelphia, PA)
- 25 Preseason schedule begins

**OCTOBER 2016**

- 2 2016 Kraft Hockeyville™ Canada (Kal Tire Place, Vernon, BC) Los Angeles Kings vs. Edmonton Oilers
- 4 2016 Kraft Hockeyville™ USA (Lakeview Arena, Marquette, MI) Carolina Hurricanes vs. Buffalo Sabres
- 11 Opening day playing rosters set (5 p.m. ET)
- 12 Opening night: 2016-17 NHL regular season begins Edmonton Oilers play first NHL game at Rogers Place (vs. Calgary)
- 13 Pittsburgh Penguins raise Stanley Cup banner Washington Capitals at Pittsburgh Penguins
- 22 2016 Tim Hortons NHL Heritage Classic™ Alumni Game: Investors Group Field (Winnipeg, MB)
- 23 2016 Tim Hortons NHL Heritage Classic™ Edmonton Oilers at Winnipeg Jets Investors Group Field (Winnipeg, MB)
- 24 – Nov. 18 Hockey Fights Cancer Awareness Month

**NOVEMBER 2016**

- 11 Hockey Hall of Fame Game: Philadelphia Flyers at Toronto Maple Leafs
- 14 Hockey Hall of Fame induction ceremony (Toronto, ON) Inductees: Eric Lindros, Sergei Makarov, Rogatien Vachon (Player category); Pat Quinn (Builder category); Sam Rosen, Bob Verdi (Media honorees).
- 15 NHL General Managers Meeting (Toronto, ON)
- 25 2016 Discover NHL Thanksgiving Showdown™ New York Rangers at Philadelphia Flyers (1 p.m. ET)
- 26 NHL Founders Day (1917)
- 30 U.S. Hockey Hall of Fame Induction (Philadelphia, PA) Inductees: 1996 World Cup of Hockey championship team, Craig Janney, Bill Belisle Celebration of Lester Patrick (Philadelphia, PA) Recipients: TBA

**DECEMBER 2016**

- 1 Signing deadline for Group 2 free agents (5 p.m. ET)
- 19 – 27 Holiday roster freeze in effect: For all players on an NHL active roster, injured reserve, or with non-roster and injured non-roster status as of midnight (local time) Dec. 19, a roster freeze shall apply through midnight (local time) Dec. 27, with respect to waivers, trades and loans, subject to the exceptions provided for in CBA Article 16.5 (d).
- 24 – 26 Holiday break (no scheduled practices – dressing rooms closed)
- 26 – Jan. 5 IIHF World Junior Championship (Montreal, QC & Toronto, ON)
- 31 2017 NHL Winter Classic © Alumni Game Busch Stadium (St. Louis, MO)

**JANUARY 2017**

- 1 NHL Centennial Classic™ Detroit Red Wings at Toronto Maple Leafs BMO Field (Toronto, ON)
- 2 2017 Bridgestone NHL Winter Classic © Chicago Blackhawks at St. Louis Blues Busch Stadium (St. Louis, MO)

**JANUARY 2017 CONTINUED**

- 10 USHL/NHL Top Prospects Game (Sioux Falls, SD)
- Week of 16th NHL Central Scouting Mid-Season Rankings release
- 27 – 30 NHL All-Star Break (no games played)
- 27 – 29 No scheduled practices – dressing rooms closed
- 28 – 30 AHL All-Star Classic (Allentown, PA)
- 28 NHL All-Star Skills Competition™ STAPLES Center (Los Angeles, CA)
- 29 2017 NHL All-Star Game STAPLES Center (Los Angeles, CA)
- 30 CHL/NHL Top Prospects Game (Quebec City, QC)
- 31 NHL regular season resumes

**FEBRUARY 2017**

- 1 Hockey is for Everyone Month
- 18 17th Annual Scotiabank Hockey Day in Canada (Host: Kenora, ON)
- 25 2017 Coors Light NHL Stadium Series™ Philadelphia Flyers at Pittsburgh Penguins Heinz Field (Pittsburgh, PA)
- 19 – 26 Hockey Week Across America (USA Hockey)

**MARCH 2017**

- 1 Trade Deadline (3 p.m. ET)
- 6 – 8 NHL General Managers Meeting (Boca Raton, FL)

**APRIL 2017**

- 6 – 8 NCAA Frozen Four (United Center, Chicago, IL)
- 9 Last day of regular season Final regular season game at Joe Louis Arena (5 p.m.)
- Week of 10th NHL Central Scouting Final Rankings release
- 12 Stanley Cup Playoffs begin
- 13 – 23 IIHF Under-18 World Championship (Poprad & Spisska Nova Ves, Slovakia)
- TBA 2017 NHL Draft Lottery

**MAY 2017**

- 5 – 21 IIHF World Championship (Cologne, Germany & Paris, France)
- 18 – 28 CHL Memorial Cup (Windsor, ON)
- 28 – June 3 2017 NHL Combine (Buffalo, NY)

**JUNE 2017**

- 14 Last possible day for 2017 Stanley Cup Final
- 23 – 24 2017 NHL Draft (United Center, Chicago, IL)
- TBA 2017 NHL Awards

**JULY 2017**

- 1 Free agency begins (12 p.m. ET)
- 5 Deadline for player-elected salary arbitration notification (5 p.m. ET)
- 6 Deadline for club-elected salary arbitration notification (5 p.m. ET)
- 20 – Aug. 4 Salary arbitration hearings held

**AUGUST 2017**

- 6 Deadline for salary arbitration decisions to be rendered





**GEAR UP**

**Fan Attic**™

[FLAMESPORT.COM](http://FLAMESPORT.COM)

**IT'S  
GO  
TIME**







## 2016-17 STOCKTON HEAT CLUB DIRECTORY

### HOCKEY CLUB PERSONNEL

Governor (AHL), President – Calgary Flames . . . . .	Ken M. King
President, Hockey Operations – Calgary Flames, Alternate Governor. . .	Brian P. Burke
General Manager – Calgary Flames . . . . .	Brad Treliving
Assistant General Manager – Calgary Flames . . . . .	Craig Conroy
Assistant General Manager – Calgary Flames . . . . .	Brad Pascall
Head Coach . . . . .	Ryan Huska
Assistant Coach . . . . .	Todd Gill
Assistant Coach . . . . .	Domenic Pittis
Goaltending Coach . . . . .	Colin Zulianello
Strength & Conditioning Coach . . . . .	Alan Selby
Head Equipment Manager . . . . .	Peter Bureaux
Assistant Equipment Manager . . . . .	Luke Eichas
Head Athletic Trainer . . . . .	Marc Paquet
Video Analyst & Team Services Manager . . . . .	Adam Berger

### HEAT STAFF

Operating Entity . . . . .	Calgary Flames AHL Inc.
Team President . . . . .	Dave Piecuch
Vice President, Ticket Sales . . . . .	Jason Camp
Director, Finance & Administration . . . . .	Tess Jaurigue
Director, Broadcast & Media Relations . . . . .	Brandon Kisker
Director, Corporate Sponsorships . . . . .	Clint Eastman
Director, Game Operations . . . . .	Casey Rusnak
Manager, Community Relations . . . . .	Lauren Nakashima
Manager, Group Sales . . . . .	Rachel Kisker
Manager, Marketing . . . . .	Dustin Cowell
Manager, Merchandise . . . . .	Rob Cvetan
Corporate Partnership Account Executive . . . . .	Mark Hicks
Account Executive . . . . .	Ali Lardner
Account Executive . . . . .	Dan Beauchamp
Account Executive . . . . .	Nick Minor
Outside Ticket Sales . . . . .	Kirk Goodman

### INFORMATION

National Hockey League Affiliate . . . . .	Calgary Flames
Website . . . . .	stocktonheat.com
Arena . . . . .	Stockton Arena
Arena Capacity . . . . .	9,737
Dimensions . . . . .	200' x 85'



# 2016-17 REGULAR SEASON SCHEDULE

## OCTOBER 2016

SUN	MON	TUE	WED	THU	FRI	SAT
						1
2	3	4	5	6	7	8
9	10	11	12	13	14	15 SJ 7:30
16	17	18	19 TEX 7:00	20	21 TUC 7:30	22
23 TUC 3:30	24	25	26 SD 7:00	27	28 TUC 7:05	29

## NOVEMBER 2016

SUN	MON	TUE	WED	THU	FRI	SAT
		1	2	3	4 SD 7:30	5 SD 7:30
6	7	8	9	10	11 SA 7:30	12 SA 7:30
13	14	15	16	17	18 ONT 7:30	19 BAK 6:00
20	21	22	23 ONT 7:00	24	25	26 TUC 6:05
27 TUC 3:05	28	29	30 CHA 7:00			

## DECEMBER 2016

SUN	MON	TUE	WED	THU	FRI	SAT
				1	2 SD 7:30	3 SD 7:30
4	5	6	7 CHA 7:30	8 SJ 7:00	9	10 BAK 6:00
11	12	13	14 ONT 7:00	15	16 SD 7:00	17 SD 7:00
18	19	20 SJ 1:15	21	22	23	24
25	26 SJ 5:00	27	28 TUC 7:00	29	30 TUC 7:30	31 ONT 6:00

## JANUARY 2017

SUN	MON	TUE	WED	THU	FRI	SAT
1	2	3	4	5	6 TUC 7:30	7 MIL 7:30
8	9	10	11 SD 7:00	12	13 BAK 7:00	14 SJ 1:30
15	16	17	18	19	20 BAK 7:30	21 BAK 7:30
22	23	24	25 SJ 7:00	26	27 MIL 5:00	28 GR 4:00
29	30	31				

## FEBRUARY 2017

SUN	MON	TUE	WED	THU	FRI	SAT
			1	2	3 BAK 7:00	4 BAK 7:30
5	6	7	8	9	10 CHA 4:15	11 CHA 3:00
12	13	14	15	16	17 SJ 7:30	18 BAK 7:30
19	20	21	22 TEX 7:00	23	24	25 BAK 6:00
26 TEX 4:00	27	28				

## MARCH 2017

SUN	MON	TUE	WED	THU	FRI	SAT
			1 ONT 7:00	2	3 ONT 7:00	4 SJ 7:30
5	6	7	8 BAK 7:00	9	10	11 BAK 6:00
12 GR 4:00	13	14	15 SD 7:00	16	17 SJ 7:00	18 SJ 7:30
19	20	21	22	23	24 TEX 5:30	25 TEX 5:00
26	27	28 TEX 5:30	29	30	31 SA 5:30	

## APRIL 2017

SUN	MON	TUE	WED	THU	FRI	SAT
						1 SA 5:00
2	3	4	5 SD 7:00	6	7	8 SJ 7:30
9 SJ 3:00	10	11	12 ONT 7:00	13	14 BAK 7:30	15 TUC 7:30
16	17	18	19	20	21	22
23	24	25	26	27	28	29
30						

BAK - BAKERSFIELD CONDORS  
 CHA - CHARLOTTE CHECKERS  
 GR - GRAND RAPIDS GRIFFINS  
 MIL - MILWAUKEE ADMIRALS  
 ONT - ONTARIO REIGN  
 SA - SAN ANTONIO RAMPAGE  
 SD - SAN DIEGO GULLS  
 SJ - SAN JOSE BARRACUDA  
 TUC - TUCSON ROADRUNNERS  
 TEX - TEXAS STARS

**HOME**      **AWAY**

ALL GAME TIMES ARE PACIFIC.  
 DATES AND TIMES ARE SUBJECT TO CHANGE.



## 2015-16 AHL FINAL REGULAR SEASON STANDINGS

### EASTERN CONFERENCE

ATLANTIC DIVISION		GP	W	L	OTL	SOL	PTS	GF	GA
1	y Hershey	76	43	21	5	7	98	259	220
2	x Providence	76	41	22	9	4	95	238	198
3	x Wilkes-Barre/Scranton	76	43	27	4	2	92	230	203
4	x Portland	76	41	27	6	2	90	215	207
5	x Bridgeport	76	40	29	4	3	87	209	220
6	Hartford	76	41	32	3	0	85	202	199
7	Lehigh Valley	76	34	35	4	3	75	215	222
8	Springfield	76	26	42	3	5	60	194	265

NORTH DIVISION		GP	W	L	OTL	SOL	PTS	GF	GA
1	y Toronto	76	54	16	5	1	114	294	191
2	x Albany	76	46	20	8	2	102	212	167
3	x Utica	76	38	26	8	4	88	224	217
4	Syracuse	76	32	29	11	4	79	213	240
5	St. John's	76	32	33	8	3	75	208	239
6	Rochester	76	34	38	3	1	72	199	249
7	Binghamton	76	31	38	6	1	69	204	241

### WESTERN CONFERENCE

CENTRAL DIVISION		GP	W	L	OTL	SOL	PTS	GF	GA
1	y Milwaukee	76	48	23	3	2	101	224	193
2	x Lake Erie	76	43	22	6	5	97	211	188
3	x Rockford	76	40	22	10	4	94	214	205
4	x Grand Rapids	76	44	30	1	1	90	238	195
5	Charlotte	76	36	32	3	5	80	214	229
6	Chicago	76	33	35	5	3	74	194	228
7	Manitoba	76	26	41	4	5	61	180	250
8	Iowa	76	24	41	5	6	59	169	225

PACIFIC DIVISION		GP	W	L	OTL	SOL	PTS	GF	GA
1	y Ontario	68	44	19	4	1	93	192	138
2	x San Diego	68	39	23	4	2	84	208	200
3	x Texas	76	40	25	8	3	91	277	246
4	x San Jose	68	31	26	8	3	73	198	193
5	Bakersfield	68	31	28	7	2	71	212	222
6	Stockton	68	32	32	2	2	68	194	224
7	San Antonio	76	33	35	8	0	74	213	240

x = Teams who clinched a playoff spot

y = Teams who clinched the division title



## 2015-16 REGULAR SEASON STATISTICS

#	PLAYER	POS	GP	G	A	PTS	+/-	PIM	PPG	SHG
15	Kenny Agostino	LW	65	23	34	57	-3	18	8	0
16	Hunter Shinkaruk	LW	62	27	24	51	+1	20	11	0
27	Derek Grant (x)	C	36	27	18	45	+7	36	10	2
11	Freddie Hamilton	RW	62	18	25	43	-6	24	7	0
23	Drew Shore	C	59	10	28	38	-17	22	2	1
13	Turner Elson	C	63	14	16	30	-12	59	2	3
21	Emile Poirier	RW	60	12	17	29	-14	51	1	0
46	Bill Arnold	C	52	9	13	22	-12	20	3	0
9	Garnet Hathaway	RW	44	8	13	21	-4	39	1	3
45	Aaron Johnson	D	28	3	15	18	+1	20	2	0
2	Brett Kulak	D	59	3	14	17	-9	36	1	0
48	Bryce Van Brabant	LW	62	7	9	16	-21	51	1	1
12	Mason Raymond	LW	15	6	9	15	-2	2	2	0
33	Jakub Nakladal (x)	D	35	2	12	14	-3	30	1	0
20*	Austin Carroll	RW	53	6	7	13	-17	74	0	0
7*	Kenney Morrison	D	44	3	10	13	-5	30	1	0
4*	Oliver Kyllington	D	47	5	7	12	-15	14	2	0
10	Pat Sieloff	D	52	2	9	11	-16	54	0	0
25	Blair Riley	RW	45	5	5	10	-9	74	0	0
5	Tyler Wotherspoon	D	53	2	8	10	+1	16	0	0
26	Markus Granlund (x)	C	12	5	4	9	+4	10	3	0
18*	Morgan Klimchuk	LW	55	3	6	9	0	10	1	0
6	Dustin Stevenson	D	45	2	6	8	-3	104	0	0
34*	Hunter Smith	RW	54	2	6	8	+2	90	0	0
22	Mitchell Heard (x)	C	22	3	4	7	0	71	0	0
17*	Mark Jankowski	C	8	2	4	6	-2	0	2	0
32	Ryan Lomberg (x)	LW	15	0	3	3	-6	42	0	0
3	Ryan Culkin	D	27	1	1	2	-4	10	0	0
39	Kevin Poulin	G	29	0	2	2	0	0	0	0
14*	Brett Pollock	LW	3	1	0	1	-1	2	0	0
17	Eric Baier (x)	D	2	0	1	1	-1	0	0	0
47	Yann Sauve (x)	D	7	0	1	1	-6	2	0	0
39	Eric Hartzell (x)	G	1	0	0	0	0	0	0	0
31	Karri Ramo (x)	G	1	0	0	0	0	0	0	0
43	Ladislav Smid (x)	D	1	0	0	0	-1	0	0	0
8*	Keegan Kanzig	D	3	0	0	0	0	2	0	0

X - indicates players not on active roster \* - indicates rookie



## 2015-16 REGULAR SEASON STATISTICS

#	PLAYER	POS	GP	G	A	PTS	+/-	PIM	PPG	SHG
29	Mike Vernace (x)	D	5	0	0	0	-2	2	0	0
36*	Jon Gillies	G	7	0	0	0	0	0	0	0
14	Gabriel Verpaelst (x)	D	8	0	0	0	-2	7	0	0
31*	Nick Schneider	G	9	0	0	0	0	0	0	0
28	Colton Orr	RW	10	0	0	0	-4	15	0	0
30	Kent Simpson	G	11	0	0	0	0	0	0	0
31	Joni Ortio (x)	G	20	0	0	0	0	2	0	0

## 2015-16 REGULAR SEASON GOALIE STATISTICS

#	GOALIE	GP	MINS	W	L	SOL	SO	GA	GAA	SVS	SV%
39	Eric Hartzell	1	37:54	0	0	0	0	0	0.00	17	1.000
31	Karri Ramo	1	20:00	0	0	0	0	0	0.00	6	1.000
36*	Jon Gillies	7	363:01	2	3	1	2	14	2.31	162	0.920
39	Kevin Poulin	29	1701:10	14	11	1	2	81	2.86	812	0.909
31	Joni Ortio	20	1055:03	9	9	0	0	59	3.36	491	0.893
31*	Nick Schneider	9	535:43	4	5	0	0	35	3.92	248	0.876
30	Kent Simpson	11	381:17	3	4	0	0	26	4.09	161	0.861
-	Empty Net		29.32					7			

X - indicates players not on active roster \* - indicates rookie



## **2016-17 ADIRONDACK THUNDER CLUB DIRECTORY**

### **HOCKEY CLUB PERSONNEL**

President – Calgary Flames	Ken M. King
President, Hockey Operations – Calgary Flames, Alternate Governor	Brian P. Burke
General Manager – Calgary Flames	Brad Treiving
Assistant General Manager – Calgary Flames	Craig Conroy
Assistant General Manager – Calgary Flames	Brad Pascall
Head Coach	Cail MacLean
Assistant Coach	Alex Loh
Equipment Manager	Brian Sersch
Athletic Therapist & Strength Coach	Howard Theberge

### **THUNDER STAFF**

Team President	Brian Petrovek
Director, Communications & Community Relations	Zach Dooley
Director, Ticket Sales & Services	Sean Driscoll
Director, Corporate Sales & Broadcasting	Cameron Close
Director, Game Operations	Bryan Florkiewicz
Assistant Director, Corporate Sales & Merchandising	Will MacIver
Corporate Sales	Tadd Sipowicz
Group Sales Manager	Matt Latorre

### **INFORMATION**

National Hockey League Affiliate	Calgary Flames
Website	echlthunder.com
Arena	Glens Falls Civic Center
Arena Capacity	4,776
Dimensions	200' x 85'



# 2016-17 REGULAR SEASON SCHEDULE

## OCTOBER 2016

SUN	MON	TUE	WED	THU	FRI	SAT
						1
2	3	4	5	6	7	8
9	10	11	12	13	14 MAN 7:00	15 MAN 6:00
16	17	18	19	20	21	22 MAN 7:00
23	24	25 ELM 7:00	26	27	28 ELM 7:05	29 ELM 7:00
	30	31				

## NOVEMBER 2016

SUN	MON	TUE	WED	THU	FRI	SAT
		1 MAN 7:00	2	3	4	5 MAN 6:00
6 MAN 3:00	7	8	9 IDH 7:10	10	11 IDH 7:10	12 IDH 7:10
13	14 UTA 7:00	15	16	17	18 UTA 7:00	19 UTA 7:00
20	21	22 FLA 7:00	23	24	25	26 FLA 7:00
27	28	29 MAN 7:00	30			

**HOME**

**AWAY**

ALL GAME TIMES ARE LISTED IN EASTERN. DATES AND TIMES ARE SUBJECT TO CHANGE.

## DECEMBER 2016

SUN	MON	TUE	WED	THU	FRI	SAT
				1	2 COL 7:00	3 COL 7:00
4	5	6 NOR 7:00	7	8	9	10 NOR 7:00
11	12	13	14	15 BRM 11:00 AM	16 BRM 7:15	17 BRM 7:00
18	19	20 REA 6:00	21	22 ELM 7:05	23 REA 7:00	24
25	26	27	28	29	30	31 REA 5:30

## JANUARY 2017

SUN	MON	TUE	WED	THU	FRI	SAT
1	2	3	4 NOR 7:15	5	6 REA 7:00	7 REA 7:00
8	9	10 ELM 7:00	11	12	13 MAN 7:00	14 MAN 6:00
15	16 MAN 3:00	17	18 2017 CCM/ECHL ALL-STAR CLASSIC		19	20 REA 7:00
22	23	24	25	26	27 REA 7:00	28 ELM 7:00
29 ELM 4:05	30	31				

## FEBRUARY 2017

SUN	MON	TUE	WED	THU	FRI	SAT
			1 NOR 7:15	2	3 NOR 7:00	4 NOR 7:00
5	6	7 SC 7:00	8	9	10	11 MAN 6:00
12 MAN 3:00	13	14 REA 6:00	15	16	17 ATL 7:35	18 ATL 7:05
19 SC 3:05	20	21	22	23	24 REA 7:00	25 BRM 7:00
26	27	28 BRM 11:00 AM				

## MARCH 2017

SUN	MON	TUE	WED	THU	FRI	SAT
			1	2 CIN 7:35	3	4 CIN 7:35
5 KAL 3:00	6	7	8	9	10 MAN 7:00	11 MAN 7:00
12 BRM 3:00	13	14	15	16	17 WHL 7:00	18 WHL 7:00
19 ATL 3:00	20	21 ORL 7:00	22	23	24 REA 7:00	25 REA 7:00
26	27	28 ORL 7:00	29	30	31 ELM 7:00	

## APRIL 2017

SUN	MON	TUE	WED	THU	FRI	SAT
						1 NOR 7:00
2	3	4 MAN 7:00	5	6	7 ELM 7:05	8 ELM 7:05
9	10	11	12	13	14	15
16	17	18	19	20	21	22
23	24	25	26	27	28	29
	30					

- ATL - ATLANTA GLADIATORS
- BRM - BRAMPTON BEAST
- CIN - CINCINNATI CYCLONES
- COL - COLORADO EAGLES
- ELM - ELMIRA JACKALS
- FLA - FLORIDA EVERBLADES
- IDH - IDAHO STEELHEADS
- KAL - KALAMAZOO WINGS
- MAN - MANCHESTER MONARCHS
- NOR - NORFOLK ADMIRALS
- ORL - ORLANDO SOLAR BEARS
- REA - READING ROYALS
- SC - SOUTH CAROLINA STINGRAYS
- UTA - UTAH GRIZZLIES
- WHL - WHEELING NAILERS



**2015-16 ECHL FINAL REGULAR SEASON STANDINGS**

**EASTERN CONFERENCE**

<b>EAST DIVISION</b>	<b>GP</b>	<b>W</b>	<b>L</b>	<b>OTL</b>	<b>SOL</b>	<b>PTS</b>	<b>GF</b>	<b>GA</b>
1 y Manchester	72	39	24	4	5	87	222	213
2 x Adirondack	72	38	28	2	4	82	197	189
3 x Reading	72	36	26	6	4	82	222	194
4 Elmira	72	37	30	3	2	79	206	214
5 Norfolk	72	30	37	4	1	65	201	232

<b>NORTH DIVISION</b>	<b>GP</b>	<b>W</b>	<b>L</b>	<b>OTL</b>	<b>SOL</b>	<b>PTS</b>	<b>GF</b>	<b>GA</b>
1 y Toledo	72	47	20	2	3	99	225	174
2 x Wheeling	72	37	26	5	4	83	214	211
3 x Kalamazoo	72	38	28	5	1	82	233	230
4 Brampton	72	23	38	7	4	57	179	255

<b>SOUTH DIVISION</b>	<b>GP</b>	<b>W</b>	<b>L</b>	<b>OTL</b>	<b>SOL</b>	<b>PTS</b>	<b>GF</b>	<b>GA</b>
1 y South Carolina	72	44	18	7	3	98	224	162
2 x Florida	72	46	23	1	2	95	226	175
3 Orlando	72	33	30	4	5	75	224	232
4 Atlanta	72	34	31	5	2	75	189	224
5 Greenville	72	29	33	9	1	68	205	243

**WESTERN CONFERENCE**

<b>MIDWEST DIVISION</b>	<b>GP</b>	<b>W</b>	<b>L</b>	<b>OTL</b>	<b>SOL</b>	<b>PTS</b>	<b>GF</b>	<b>GA</b>
1 y Fort Wayne	72	40	23	7	2	89	240	200
2 x Cincinnati	72	36	27	5	4	81	222	210
3 x Quad City	72	37	29	4	2	80	203	203
4 Indy	72	32	36	4	0	68	174	201
5 Evansville	72	29	33	7	3	68	207	242

<b>CENTRAL DIVISION</b>	<b>GP</b>	<b>W</b>	<b>L</b>	<b>OTL</b>	<b>SOL</b>	<b>PTS</b>	<b>GF</b>	<b>GA</b>
1 z Missouri	72	52	15	3	2	109	234	162
2 x Allen	72	41	24	3	4	89	222	204
3 Tulsa	72	37	30	3	2	79	191	191
4 Wichita	72	18	41	7	6	49	150	240

<b>WEST DIVISION</b>	<b>GP</b>	<b>W</b>	<b>L</b>	<b>OTL</b>	<b>SOL</b>	<b>PTS</b>	<b>GF</b>	<b>GA</b>
1 y Colorado	72	41	27	3	1	86	232	193
2 x Idaho	72	38	24	7	3	86	203	187
3 x Utah	72	39	27	3	3	84	223	206
4 Rapid City	72	30	35	3	4	67	177	210
5 Alaska	72	27	38	4	3	61	189	237

x = Teams who clinched a playoff spot  
 y = Teams who clinched the division title  
 z = Regular season champion





## 2015-16 REGULAR SEASON STATISTICS

#	PLAYER	POS	GP	G	A	PTS	+/-	PIM	PPG	SHG
11*	Michael Kirkpatrick	F	72	29	31	60	-5	24	8	0
9	Greg Wolfe	F	55	16	24	40	+10	20	2	2
21	Peter MacArthur	C	46	8	28	36	-4	25	4	0
10*	Ryan Lomberg	F	43	18	17	35	+14	48	4	1
23	Mitchell Heard	F	33	12	20	32	+17	114	3	0
6	Mathieu Brodeur	D	70	9	21	30	-7	42	3	0
3	Patch Alber (x)	D	64	0	30	30	+5	22	0	0
12*	Louick Marcotte	RW	57	16	13	29	-2	49	4	0
22	Ryan Constant	D	70	7	22	29	-17	59	3	0
34	Jeff Silengo	F	53	12	15	27	-2	13	4	0
13*	Roberts Lipsbergs	LW	48	11	11	22	-4	10	4	0
28*	Gunnar Hughes	C	64	11	11	22	-14	73	1	1
15	James Henry	LW	44	7	14	21	-6	37	0	1
27*	Dana Fraser	C	57	9	10	19	-10	41	2	0
19	Rob Bordson	F	9	9	9	18	+9	4	5	0
29	Alexandre Carrier	RW	47	5	8	13	-3	108	1	0
26*	Terrence Wallin	F	25	4	7	11	-10	10	3	0
16	Kyle Flanagan	F	12	2	8	10	+3	10	0	0
32	Joe Faust	D	38	2	8	10	+1	12	1	0
7	David Shields	D	15	2	7	9	+13	9	0	0
4*	Luke Curadi	D	55	5	3	8	-5	88	0	1
2	Mike Bergin	D	55	3	5	8	+12	75	0	0
5	Ryan Culkin	D	33	0	8	8	+2	28	0	0
24	Ben Johnson	F	13	3	3	6	0	6	0	0
26*	Mads Eller	F	28	3	3	6	+4	20	0	1
13*	Quinn Smith	F	33	3	2	5	-5	37	0	1
25	Nicholas Kuqali	D	26	1	2	3	-6	6	0	0
25	Garrett Ladd (x)	F	8	1	1	2	-2	0	0	0
20*	Phil Bronner	F	12	1	0	1	-4	0	0	0
25*	Kevin Lough	D	4	0	1	1	0	2	0	0
1	Kent Simpson	G	13	0	1	1	0	0	0	0
14*	Mike Busillo	D	30	0	1	1	-5	24	0	0
33	Jacob DeSerres (x)	G	1	0	0	0	0	0	0	0
33	Scott Wedgewood	G	1	0	0	0	0	0	0	0
33	Peter Di Salvo (x)	G	2	0	0	0	0	0	0	0
25*	Conor Riley	D	2	0	0	0	-1	0	0	0

X - indicates players not on active roster \* - indicates rookie



## 2015-16 REGULAR SEASON STATISTICS

#	PLAYER	POS	GP	G	A	PTS	+/-	PIM	PPG	SHG
18*	Alex Wall	D	2	0	0	0	-1	2	0	0
18*	Matt Wilkins	F	2	0	0	0	-3	0	0	0
30	Garrett Bartus (x)	G	3	0	0	0	0	0	0	0
20*	Jeff DiNallo	F	3	0	0	0	-1	0	0	0
20	Joey Holka (x)	F	3	0	0	0	-1	0	0	0
33*	Mavric Parks	G	3	0	0	0	0	0	0	0
18	Dean Willmott (x)	D	3	0	0	0	-2	0	0	0
31*	Ken Appleby	G	29	0	0	0	0	0	0	0
30*	Drew Fielding	G	31	0	0	0	0	0	0	0

## 2015-16 REGULAR SEASON GOALIE STATISTICS

#	GOALIE	GP	MINS	W	L	SOL	SO	GA	GAA	SVS	SV%
33*	Mavric Parks	3	105	0	1	0	0	3	1.72	33	0.917
31*	Ken Appleby	29	1712	17	9	1	3	64	2.24	775	0.924
1	Kent Simpson	13	756	7	4	1	3	30	2.38	376	0.926
33*	Peter Di Salvo (x)	2	117	1	1	0	0	5	2.57	43	0.896
30*	Drew Fielding	31	1651	12	12	3	2	76	2.76	756	0.909
30	Garrett Bartus (x)	3	180	1	2	0	0	10	3.33	80	0.889
33	Scott Wedgewood	1	60	1	0	0	0	2	2.00	39	0.951
33*	Jacob DeSerres (x)	1	29	0	0	0	0	4	8.42	7	0.636

X - indicates players not on active roster \* - indicates rookie





# 2016-17 REGULAR SEASON SCHEDULE

## SEPTEMBER 2016

SUN	MON	TUE	WED	THU	FRI	SAT
				1	2 PG 4:00	3 RD 7:00
4	5	6	7	8	9 EDM 7:00	10 EDM 7:00
11	12	13	14	15	16 LET 7:00	17 KTN 7:00
18	19	20	21	22	23 KTN 7:00	24 KTN 7:00
25	26	27	28	29	30	

## OCTOBER 2016

SUN	MON	TUE	WED	THU	FRI	SAT
						1 LET 7:00
2	3	4	5	6	7 KAM 7:00	8
9	10 VAN 4:00	11	12	13	14 MH 7:30	15
16 MJ 2:00	17	18	19	20	21 RD 7:00	22
23 PA 4:00	24	25	26	27	28 EDM 7:00	29 PG 7:00
30	31					

## NOVEMBER 2016

SUN	MON	TUE	WED	THU	FRI	SAT
		1	2	3	4 SC 7:00	5 SC 7:00
6	7	8	9	10	11 SEA 8:35	12 POR 8:00
13	14	15 EVT 8:05	16 TC 8:05	17	18 SPO 8:05	19 KTN 7:00
20	21	22 RD 7:00	23	24	25 MJ 7:00	26 LET 2:00
27	28	29	30			

## DECEMBER 2016

SUN	MON	TUE	WED	THU	FRI	SAT
				1	2 SC 6:00	3 MJ 6:00
4	5	6 PA 6:00	7 SAS 6:05	8	9 RD 7:00	10 MH 7:30
11 KAM 4:00	12	13	14	15	16	17 KEL 7:00
18 KTN 2:00	19	20	21	22	23	24
25	26	27 MH 7:00	28 MH 7:00	29	30 EDM 7:00	31

## JANUARY 2017

SUN	MON	TUE	WED	THU	FRI	SAT
1 EDM 2:00	2 VAN 4:00	3	4	5	6 REG 6:00	7 BDN 6:30
8	9	10 SAS 6:05	11 PA 6:00	12	13	14 PG 7:00
15 LET 4:00	16	17	18 RD 7:00	19	20 VIC 7:00	21 LET 7:00
22 PA 4:00	23	24	25	26	27 REG 7:00	28 KTN 7:00
29 BDN 4:00	30	31				

## FEBRUARY 2017

SUN	MON	TUE	WED	THU	FRI	SAT
			1 KEL 8:05	2	3 VAN 8:30	4 VIC 8:05
5	6	7	8 REG 7:00	9	10 MH 7:00	11 SC 7:00
12 EDM 4:00	13	14	15	16	17 EDM 7:00	18
19 SAS 4:00	20	21	22 BDN 11:00AM	23	24 MH 7:00	25 RD 7:00
26 RD 4:00	27	28				

## MARCH 2017

SUN	MON	TUE	WED	THU	FRI	SAT
			1 MJ 6:00	2	3 BDN 6:30	4 REG 6:00
5	6	7	8 SAS 7:00	9	10 LET 7:00	11 LET 7:00
12 EDM 4:00	13	14	15 RD 7:00	16	17 KTN 7:00	18 KTN 7:00
19	20	21	22	23	24	25
26	27	28	29	30	31	

Visit [hitmenhockey.com](http://hitmenhockey.com) for pre-season game locations. Pre-season home game Sep. 10 at the Scotiabank Saddledome. All game times are MT. Game times are subject to change.



Hitmen games broadcast live on Sportsnet 960 The FAN (960 AM) radio. During Flames games, the Hitmen broadcasts are available on [www.sportsnet.ca/960](http://www.sportsnet.ca/960)

**HOME** **AWAY** **PRE-SEASON**




## 2017 CALGARY ROUGHNECKS

P.O. Box 1540 Station M, Calgary, AB, Canada T2P 3B9  
**email:** info@calgaryroughnecks.com **website:** calgaryroughnecks.com  
**phone:** 403-777-2177 | **fax:** 403-777-2171



**MIKE BOARD**  
 GM, Alternate Governor  
 & Director of Business  
 Operations



**CURT MALAWSKY**  
 Head Coach &  
 Assistant GM



**BOB McMAHON**  
 Assistant Coach



**ROB WILLIAMS**  
 Assistant Coach

### DIRECTORY

President & CEO .....	Ken King
Governor & COO .....	John Bean
GM, Alternate Governor	
& Director of Business Operations .....	Mike Board
Assistant Manager of Business Operations .....	Adwoa Yamoah
Assistant Manager of Communications .....	Joanna French
Sponsorship & Ticket Sales Executive.....	Allana Minchay
Head Coach & Assistant GM .....	Curt Malawsky
Assistant Coach .....	Bob McMahon
Assistant Coach .....	Rob Williams
Equipment Manager .....	Chris Norton
Athletic Therapist .....	Kylie Gadsby

### INFORMATION

Game Day Ticket Sales .....	Phone 1-855-985-0000
Group Sales/Flex Packs .....	Phone 403-777-4646
Home Arena .....	Scotiabank Saddledome
Seating Capacity .....	19,289
Floor Dimensions .....	200' x 85'
Colours .....	Red, White and Black
Team Uniforms .....	(Home) - Red with Black trim
.....	(Away) - White with Black trim
.....	(Alternate) - Black with Red trim
Conference .....	West

### PRESS GUIDE

Location of Press Box .....	East and West Side
Press Entry .....	From Lot D, Southeast Entrance
Radio Station .....	Sportsnet 960 The FAN
Local Newspaper .....	Calgary Herald, Calgary Sun, Metro Calgary

### TICKET PRICING

Adult Season Tickets .....	from \$267.96
Student Season Tickets .....	\$230.03
Child Season Tickets .....	\$179.48
Group Tickets (20-49) .....	\$19.00 each
Group Tickets (50+).....	\$17.00 each

## 2017 CALGARY ROUGHNECKS SCHEDULE

All games listed in Mountain Standard time and are subject to change.  
 Visit [calgaryroughnecks.com](http://calgaryroughnecks.com) for the most up-to-date information.



FRIDAY

JAN. 6 | 7 PM  
 AT CALGARY



SATURDAY

JAN. 14 | 7 PM  
 AT VANCOUVER



FRIDAY

JAN. 20 | 7:30 PM  
 AT COLORADO



SATURDAY

JAN. 28 | 7 PM  
 AT CALGARY



SATURDAY

FEB. 4 | 7 PM  
 AT CALGARY



SUNDAY

FEB. 12 | 2 PM  
 AT CALGARY



SATURDAY

FEB. 18 | 7 PM  
 AT CALGARY



SATURDAY

FEB. 25 | 7:30 PM  
 AT SASKATCHEWAN



FRIDAY

MAR. 3 | 7:30 PM  
 AT COLORADO



SATURDAY

MAR. 4 | 7 PM  
 AT CALGARY



SATURDAY

MAR. 11 | 7 PM  
 AT TORONTO



FRIDAY

MAR. 17 | 7:35 PM  
 AT GEORGIA



FRIDAY

MAR. 24 | 7:30 PM  
 AT SASKATCHEWAN



SUNDAY

MAR. 26 | 1 PM  
 AT CALGARY



SATURDAY

APR. 1 | 7:30 PM  
 AT ROCHESTER



SATURDAY

APR. 8 | 7 PM  
 AT CALGARY



SATURDAY

APR. 15 | 7 PM  
 AT VANCOUVER



SATURDAY

APR. 29 | 7 PM  
 AT CALGARY



# 2016 CALGARY STAMPEDERS

McMahon Stadium, 1817 Crowchild Trail NW, Calgary, AB, Canada T2M 4R6  
**email:** [stampeders@stampeders.com](mailto:stampeders@stampeders.com) **website:** [stampeders.com](http://stampeders.com)  
**phone:** 403-289-0205 | **fax:** 403-282-6741



## EXECUTIVES



**JOHN HUFNAGEL**  
 President, General  
 Manager & Executive  
 Committee Member

Chairman and CFL Governor .....	Ken King
Executive Committee Member and CFL Alternate Governor .....	Doug Mitchell
Executive Committee Member .....	David Sapunjis
Executive Committee Member .....	Alvin Libin
Executive Committee Member .....	John Bean
President, General Manager and Executive Committee Member .....	John Hufnagel
Senior Director, Business Operations and Executive Committee Member .....	Mike Franco
Executive Vice-President and Consultant to the Executive Committee .....	Stan Schwartz

## FOOTBALL OPERATIONS



**DAVE DICKENSON**  
 Head Coach

Head Coach .....	Dave Dickenson
Defensive Coordinator .....	DeVone Claybrooks
Special Teams Coordinator .....	Mark Kilam
Receivers Coach .....	Pete Costanza
Running Backs Coach .....	Marc Mueller
Quarterbacks Coach .....	Ryan Dinwiddie
Offensive Line Coach .....	Pat DelMonaco
Linebackers Coach / Strength and Conditioning Coach .....	Brent Monson
Defensive Backs Coach .....	Kahlil Carter
Defensive Line Coach .....	Corey Mace
Assistant General Manager, Director, Football Operations .....	Michael Petrie
Director, Canadian Scouting .....	Brendan Mahoney
Director, U.S. Scouting .....	Cole Hufnagel
Scout / Football Operations Coordinator .....	Kyle Carson
Director, Football Administration .....	Geoff Crane
Chaplain .....	Rodd Sawatzky
Head Athletic Therapist .....	Josh Termeer
Equipment Manager .....	George Hopkins
Director, Video Operations / IT Coordinator .....	Ross Folan
Director, Communications .....	Jean Lefebvre



**MIKE FRANCO**  
 Senior Director,  
 Business Operations and  
 Executive Committee  
 Member

## INFORMATION

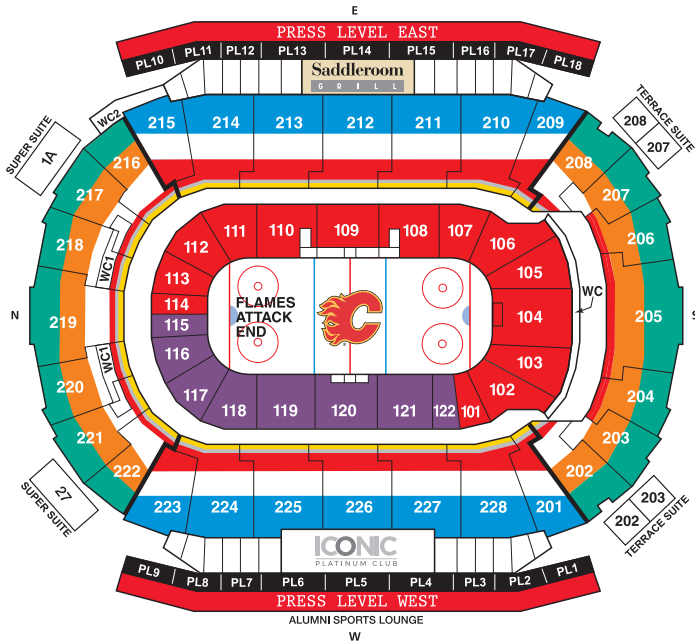
Game Day Ticket Sales .....	403-289-0258
Group Tickets .....	<a href="mailto:groupsales@stampeders.com">groupsales@stampeders.com</a>
Home Stadium .....	McMahon Stadium
Seating Capacity .....	35,400
Team Uniforms .....	(Home) - Red with White and Black Trim
.....	(Away) - White with Red and Black Trim
Division .....	West

## PRESS GUIDE

Location of Press Box .....	West
Side Press Entry .....	South Lot
Radio Station .....	News Talk 770
Local Newspaper .....	Calgary Sun



# CALGARY FLAMES SEATING BOWL AND TICKET OPTIONS



## SECTION

## DOOR PRICES

<b>CLUB**</b>	CHRYSLER CLUB 115-122, Rows 1-13.....	\$253.97
<b>GOLD**</b>	201-202, Row 1 / 208-228, Row 1 .....	\$265.18
<b>REST.</b>	Saddleroom Grill .....	\$144.73
<b>SILVER</b>	201-202, Row 2 / 207-228, Row 2 .....	\$186.75
<b>RED 1</b>	107-111 / 200 Level Rows 3-4 / 204-206, Row 9.....	\$163.40
<b>RED 2</b>	209-215, Rows 5-10 / 223-228, Rows 5-10 / 201, Rows 5-10 / 204-206, Row 10 only .....	\$139.12
<b>WHITE</b>	201 Rows 11-16/209-215, Rows 11-16/223-228, Rows 11-16/202-203, Rows 5-10/207-208, Rows 5-10/216-222, Rows 5-10.....	\$111.11
<b>BLUE</b>	201/209-215/223-228, Rows 17+.....	\$105.51
<b>ORANGE</b>	202-208, Rows 11-16 / 216-222, Rows 11-16.....	\$73.76
<b>GREEN</b>	202-208, Rows 17+ / 216-222, Rows 17+.....	\$57.89
<b>BLACK 1</b>	PL 1-18, Row 1.....	\$41.08
<b>BLACK 2-3</b>	PL1-18, Rows 2-3 .....	\$36.41
<b>PLE/PLW</b>	Press Level East/Press Level West .....	\$34.55
<b>WC</b>	WC .....	\$86.83
<b>WC1</b>	WC1 .....	\$96.18
<b>WC2</b>	WC2 .....	\$62.56

**Call 403-777-4646**

calgaryflames.com

\* Premium pricing may apply \*\* Club membership required  
PRICES DO NOT INCLUDE GST OR SPFF



# CALGARY FLAMES | 2016-17 REGULAR SEASON SCHEDULE



**HOME**

**AWAY**

ALL GAME TIMES ARE LISTED IN MT. DATES AND TIMES ARE SUBJECT TO CHANGE.

## OCTOBER 2016

SUN	MON	TUE	WED	THU	FRI	SAT
						1
2	3	4	5	6	7	8
9	10	11	12 EDM 8:00	13	14 EDM 7:00	15 VAN 8:00
16	17	18 BUF 7:00	19	20 CAR 7:00	21	22 STL 8:00
23	24 CHI 6:30 9:30 7:30	25 STL 6:00	26	27	28 OTT 7:00	29

## DECEMBER 2016

SUN	MON	TUE	WED	THU	FRI	SAT
				1	2 MIN 7:00	3
4 ANA 7:30	5	6 DAL 6:30	7	8 ARI 7:00	9	10 WPG 8:00
11	12	13	14 TBL 7:30	15	16 CBJ 7:00	17
18	19 ARI 7:00	20 SJS 8:30	21	22	23 VAN 7:00	24
25	26	27 COL 7:00	28	29 ANA 7:00	30	31 ARI 8:00

## FEBRUARY 2017

SUN	MON	TUE	WED	THU	FRI	SAT
			1 MIN 8:00	2	3 NJD 5:30	4
5 NYR 12:00	6	7 PIT 5:00	8	9	10	11
12	13 ARI 7:00	14	15 PHI 7:30	16	17	18 VAN 8:00
19	20	21 NSH 6:00	22	23 TBL 5:30	24 FLA 5:30	25
26 CAR 1:00	27	28 LAK 7:00				

## APRIL 2017

SUN	MON	TUE	WED	THU	FRI	SAT
						1
2 ANA 7:30	3	4 ANA 8:00	5	6 LAK 8:30	7	8 SJS 8:00
9	10	11	12	13	14	15
16	17	18	19	20	21	22
23	24	25	26	27	28	29
	30					

## NOVEMBER 2016

SUN	MON	TUE	WED	THU	FRI	SAT
		1 CHI 6:30	2	3 SJS 8:30	4	5 LAK 8:00
6 ANA 7:30	7	8	9	10 DAL 7:00	11	12 NYR 8:00
13	14	15 MIN 6:00	16 ARI 8:00	17	18 CHI 7:00	19
20 DET 5:30	21 BUF 5:00	22	23 CBJ 5:00	24	25 BOS 5:30	26
27 PHI 5:30	28 NYI 5:00	29	30 TOR 6:30			

## JANUARY 2017

SUN	MON	TUE	WED	THU	FRI	SAT
1	2	3	4 COL 8:00	5	6 VAN 8:00	7 VAN 8:00
8	9 WPG 6:00	10	11 SJS 7:30	12	13 NJD 7:00	14 EDM 8:00
15	16	17 FLA 7:00	18	19 NSH 7:00	20	21 EDM 8:00
22	23 TOR 5:30	24 MTL 5:30	25	26 OTT 5:30	27	28
29	30	31				

## MARCH 2017

SUN	MON	TUE	WED	THU	FRI	SAT
			1	2	3 DET 7:00	4
5 NYI 2:00	6	7	8	9 MTL 7:00	10	11 WPG 5:00
12	13 PIT 7:00	14	15 BOS 7:00	16	17 DAL 7:00	18
19 LAK 7:30	20	21 WSH 5:00	22	23 NSH 6:00	24	25 STL 5:00
26	27 COL 7:00	28	29 LAK 7:00	30	31 SJS 7:00	

### 2016-17 THEME NIGHTS AND SPECIAL EVENTS

- OCT. 14, 2016.....SCOTIABANK HOME OPENER
- OCT. 28, 2016.....HOCKEY FIGHTS CANCER
- OCT. 30, 2016.....HALLOWEEN GAME
- DEC. 14, 2016.....FAN APPRECIATION NIGHT
- DEC 23, 2016.....CHRISTMAS GAME
- DEC. 31, 2016.....NEW YEAR'S EVE GAME
- JAN. 11, 2017.....CANADIAN ARMED FORCES APPRECIATION NIGHT
- JAN. 21, 2017.....RETRO NIGHT
- FEB. 15, 2017.....HOCKEY TALKS
- MAR. 3, 2017.....WESTERN NIGHT
- MAR. 5, 2017.....CHEVRON CLUB FLAMES GAME
- MAR. 17, 2017.....ST. PATRICK'S DAY GAME
- APR. 2, 2017.....FAN APPRECIATION NIGHT



**GEAR UP**

**Fan Attic**™

[FLAMESPORT.COM](http://FLAMESPORT.COM)

**IT'S  
GO  
TIME**





## The 5th Season is when kids dream big.

We're proud to support over 8,000 community hockey teams across Canada.

The 5th Season is the hockey season. It's when kids learn the value of working hard and enjoy the camaraderie of being part of a team. That's why we sponsor so many teams at the community level. So that more players grow up to support each other, and learn all of hockey's valuable lessons.

#The5thSeason

[www.scotiabank.com/the5thseason](http://www.scotiabank.com/the5thseason)

You're richer than you think.®



®\* Registered trademarks of The Bank of Nova Scotia.

NHL and the NHL Shield are registered trademarks of the National Hockey League. © NHL 2016. All Rights Reserved.